



Rural Alliances Project II (P127743)

LATIN AMERICA AND CARIBBEAN | Bolivia | Agriculture Global Practice |
IBRD/IDA | Investment Project Financing | FY 2013 | Seq No: 12 | ARCHIVED on 27-Jun-2018 | ISR32970 |

Implementing Agencies: The Plurinational State of Bolivia, EMPODERAR (Emprendimientos Organizados para el Desarrollo Rural Autogestionario)

Key Dates

Key Project Dates

Bank Approval Date:23-Oct-2012

Effectiveness Date:09-May-2013

Planned Mid Term Review Date:04-May-2015

Actual Mid-Term Review Date:04-May-2015

Original Closing Date:30-Nov-2017

Revised Closing Date:30-Nov-2021

Project Development Objectives

Project Development Objective (from Project Appraisal Document)

The objective of the Project is to improve accessibility to markets for small rural producers in the Selected Areas by: (a) promoting productive alliances between different small rural producer organizations and purchasers; (b) empowering rural producers through the establishment and strengthening of self-managed grass-root organizations; (c) increasing access to productive assets, technology and financial services; (d) promoting more effective, responsive and accountable service organizations at the local level; and (e) enhancing environmental sustainability of productive practices. The Project is a follow on operation to the successful PAR I, which tested the model for improving market access.

Has the Project Development Objective been changed since Board Approval of the Project Objective?

No

Components

Name

Institutional Strengthening:(Cost \$7.83 M)

Implementation of Rural Alliances:(Cost \$117.22 M)

Project Management, Monitoring and Evaluation:(Cost \$20.20 M)

Front end Fee:(Cost \$0.25 M)

Overall Ratings

Name	Previous Rating	Current Rating
Progress towards achievement of PDO	● Satisfactory	● Satisfactory
Overall Implementation Progress (IP)	● Satisfactory	● Satisfactory



Overall Risk Rating

● Substantial

● Substantial

Implementation Status and Key Decisions

This ISR reflects the implementation status of BO Rural Alliances Project II (PAR II -P127743) as of June 13, 2018. It summarizes the findings from the implementation support mission dated February 19-23, 2018, as well as follow-up technical missions from June 4-8, 2018 and June 13, 2018.

Implementation progress and progress towards achievement of PDO objectives continue to be Satisfactory.

- **The original credit is heading towards a successful completion.** The three-month extension of the credit's closing date to June 30, 2018, allowed for an almost full disbursement of the credit, which currently reaches 99.8%, and will most probably remain as such until project closing. The original credit supported 545 alliances model 1, and 22 alliances model 2. The project funded the construction of 14 bridges.

- **The Additional Financing loan became effective on February 2018**, and the team is moving forward with the consolidation of a business portfolio of investments, starting with training activities for the facilitators that would support the preparation of business plans.

- Safeguards and Fiduciary compliance are satisfactory.

Risks

Systematic Operations Risk-rating Tool

Risk Category	Rating at Approval	Previous Rating	Current Rating
Political and Governance	--	● Moderate	● Moderate
Macroeconomic	--	● Moderate	● Moderate
Sector Strategies and Policies	--	● Moderate	● Moderate
Technical Design of Project or Program	--	● Substantial	● Substantial
Institutional Capacity for Implementation and Sustainability	--	● Substantial	● Substantial
Fiduciary	--	● Substantial	● Substantial
Environment and Social	--	● Moderate	● Moderate
Stakeholders	--	● Low	● Low
Other	--	--	--
Overall	--	● Substantial	● Substantial

Results

Project Development Objective Indicators

► Increase in the average volume of sales of the product(s) involved in the alliances (Percentage, Custom)

Baseline

Actual (Previous)

Actual (Current)

End Target



Value	0.00	37.00	37.00	35.00
Date	15-Jan-2013	18-Dec-2017	23-Feb-2018	30-Nov-2021

► Producer organizations that maintain or improve their commercial relations (alliances) for at least two productive cycles (Percentage, Custom)

	Baseline	Actual (Previous)	Actual (Current)	End Target
Value	0.00	19.00	83.00	70.00
Date	15-Jan-2013	18-Dec-2017	23-Feb-2018	30-Nov-2021

► Members of beneficiary SPOs that apply improved technologies/practices as defined in the business plans (Percentage, Custom)

	Baseline	Actual (Previous)	Actual (Current)	End Target
Value	0.00	0.00	0.00	70.00
Date	02-May-2017	18-Dec-2017	23-Feb-2018	30-Nov-2021

Comments

This is a new PDO indicator added under the Additional Finance. The indicator will be reported upon implementation of the AF.

► Direct project beneficiaries (Number, Custom)

	Baseline	Actual (Previous)	Actual (Current)	End Target
Value	0.00	18,410.00	19,223.00	46,434.00
Date	15-Jan-2013	18-Dec-2017	23-Feb-2018	30-Nov-2021

Comments

These are new PDO indicators added under the AF.



▲ Female beneficiaries (Percentage, Custom Supplement)

	Baseline	Actual (Previous)	Actual (Current)	End Target
Value	0.00	35.00	35.00	30.00

▲ Beneficiaries of public investment subprojects (there is no disaggregation) (households) (Number, Custom Supplement)

	Baseline	Actual (Previous)	Actual (Current)	End Target
Value	0.00	4,374.00	4,729.00	10,360.00

Overall Comments

Intermediate Results Indicators

► 1.1 Producer organizations that receive assistance to be formalized (Number, Custom)

	Baseline	Actual (Previous)	Actual (Current)	End Target
Value	0.00	313.00	314.00	1,150.00
Date	15-Jan-2013	18-Dec-2017	23-Feb-2018	30-Nov-2021



► 1.2 Alliances with signed financial agreement for project support (Number, Custom)

	Baseline	Actual (Previous)	Actual (Current)	End Target
Value	0.00	543.00	545.00	1,200.00
Date	15-Jan-2013	18-Dec-2017	23-Feb-2018	30-Nov-2021

Comments

This indicator was reworded for the AF

► 1.3 SPOs that receive training and support for organization strengthening (Number, Custom)

	Baseline	Actual (Previous)	Actual (Current)	End Target
Value	0.00	521.00	521.00	1,290.00
Date	15-Jan-2013	02-May-2017	23-Feb-2018	30-Nov-2021

Comments

This indicator was reworded for the AF and progress will be reported upon implementation of the AF

► 1.4. Service providers to SPOs that benefit from capacity building to improve their knowledge (Number, Custom)

	Baseline	Actual (Previous)	Actual (Current)	End Target
Value	0.00	--	0.00	514.00
Date	02-May-2017	02-May-2017	02-May-2017	30-Nov-2021

Comments

This intermediate indicator was added under the AF. Progress will be reported upon implementation of the AF.



▲ Female Service Providers to SPOs that benefit from capacity building to improve their knowledge (Number, Custom Breakdown)

	Baseline	Actual (Previous)	Actual (Current)	End Target
Value	0.00	--	0.00	0.00
Date	02-May-2017	--	28-Feb-2018	30-Nov-2021

▶ 2.1 Business Plans of supported alliances that are dully implemented. (Percentage, Custom)

	Baseline	Actual (Previous)	Actual (Current)	End Target
Value	0.00	0.00	0.00	85.00
Date	02-May-2017	18-Dec-2017	23-Feb-2018	30-Nov-2021

Comments

This intermediate indicator was added under the AF. Progress will be reported upon implementation of the AF.

▶ 2.2 Supported alliances that fulfill their commercial aims in the framework of agreed arrangements (Number, Custom)

	Baseline	Actual (Previous)	Actual (Current)	End Target
Value	0.00	82.00	99.00	85.00
Date	15-Jan-2013	18-Dec-2017	23-Feb-2018	30-Nov-2021

▶ 2.3 Producer organizations that obtain positive net incremental real income from Alliance product(s) (Percentage, Custom)

	Baseline	Actual (Previous)	Actual (Current)	End Target
Value	0.00	61.00	94.00	80.00
Date	15-Jan-2013	18-Dec-2017	23-Feb-2018	30-Nov-2021



► 2.4 Producer organizations whose leaders are periodically accountable to their members (Percentage, Custom)

	Baseline	Actual (Previous)	Actual (Current)	End Target
Value	0.00	82.00	98.00	80.00
Date	15-Jan-2013	18-Dec-2017	23-Feb-2018	30-Nov-2021

► 2.5 Executed public investment subprojects (Number, Custom)

	Baseline	Actual (Previous)	Actual (Current)	End Target
Value	0.00	12.00	13.00	62.00
Date	15-Jan-2013	02-May-2017	23-Feb-2018	30-Nov-2021

► 2.6 Alliances that apply environmental measures satisfactorily (Percentage, Custom)

	Baseline	Actual (Previous)	Actual (Current)	End Target
Value	0.00	74.00	82.00	80.00
Date	15-Jan-2013	02-May-2017	23-Feb-2018	30-Nov-2021

► 2.7 Area provided with improved irrigation investments (Hectare(Ha), Custom)

	Baseline	Actual (Previous)	Actual (Current)	End Target
Value	0.00	0.00	0.00	15,960.00
Date	02-May-2017	18-Dec-2017	18-Dec-2017	30-Nov-2021

Comments

This is a new intermediate indicator added under the Additional Finance. The indicator will be reported upon implementation of the AF.



▶ 3.1. Management Geo-referencing Information System improved and operating (Percentage, Custom)

	Baseline	Actual (Previous)	Actual (Current)	End Target
Value	0.00	100.00	100.00	100.00
Date	15-Jan-2013	02-May-2017	23-Feb-2018	30-Nov-2021

Comments

This intermediate indicator was added under the AF.

▶ 3.2. Project's Public Information System installed and operating (Percentage, Custom)

	Baseline	Actual (Previous)	Actual (Current)	End Target
Value	0.00	100.00	100.00	100.00
Date	15-Jan-2013	18-Dec-2017	23-Feb-2018	30-Nov-2021

Comments

This is a new intermediate indicator added under the Additional Finance. The indicator will be reported upon implementation of the AF.

▶ 3.2.1. Grievances responded within the stipulated service standards for response times (Percentage, Custom Supplement)

	Baseline	Actual (Previous)	Actual (Current)	End Target
Value	0.00	0.00	0.00	80.00



▶ 3.2.2. Members of beneficiary SPOs that expressed satisfaction with the support provided by the Project, via alliances (Percentage, Custom Supplement)

	Baseline	Actual (Previous)	Actual (Current)	End Target
Value	0.00	0.00	0.00	70.00

▶ 3.3. Collaborative/strategic partnerships with public and private institutions established (Number, Custom)

	Baseline	Actual (Previous)	Actual (Current)	End Target
Value	0.00	0.00	0.00	94.00
Date	02-May-2017	18-Dec-2017	18-Dec-2017	30-Nov-2021



Comments

This is a new intermediate indicator added under the Additional Finance. The indicator will be reported upon implementation of the AF.

Overall Comments

Data on Financial Performance

Disbursements (by loan)

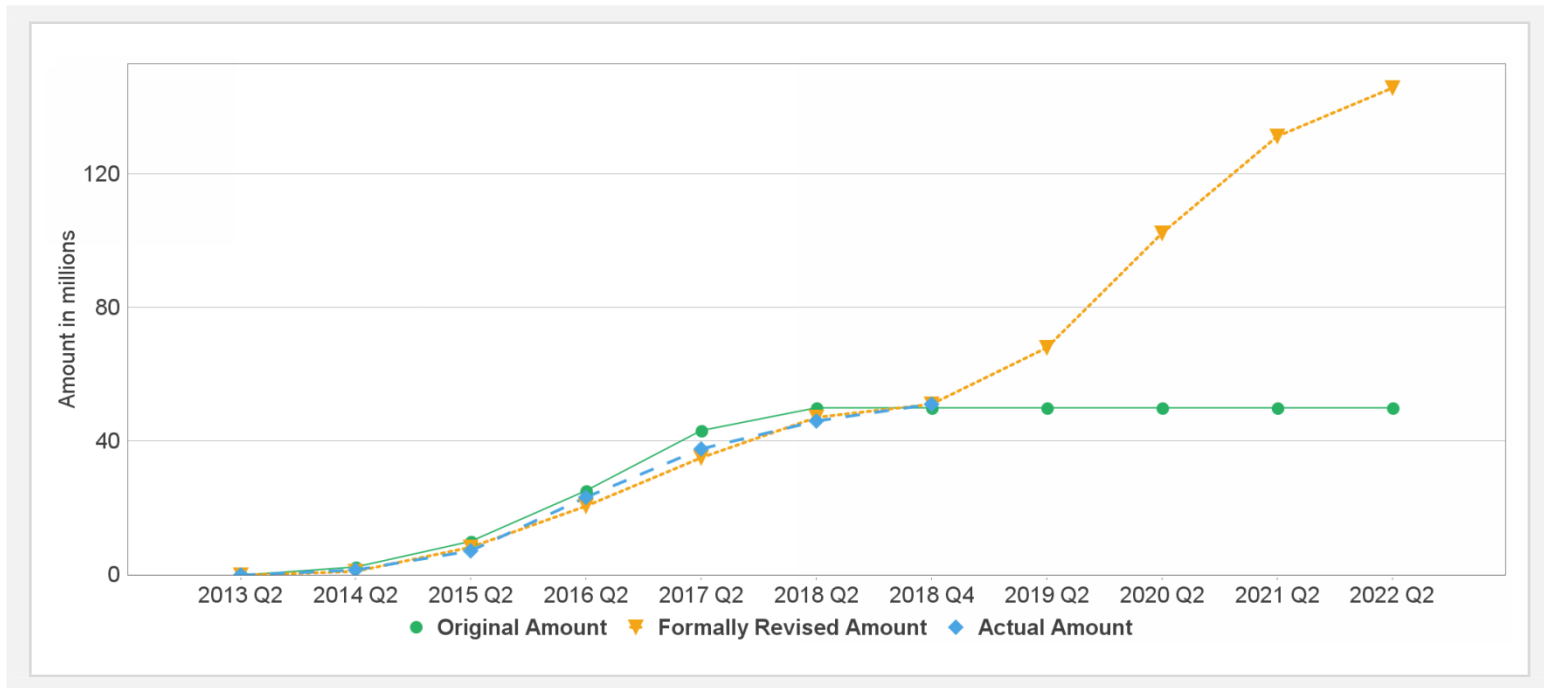
Project	Loan/Credit/TF	Status	Currency	Original	Revised	Cancelled	Disbursed	Undisbursed	Disbursed
P127743	IBRD-87350	Effective	USD	100.00	100.00	0.00	5.25	94.75	 5.3%
P127743	IDA-51700	Effective	USD	50.00	50.00	0.00	46.12	0.09	 100%

Key Dates (by loan)

Project	Loan/Credit/TF	Status	Approval Date	Signing Date	Effectiveness Date	Orig. Closing Date	Rev. Closing Date
P127743	IBRD-87350	Effective	13-Apr-2017	28-Jul-2017	08-Feb-2018	30-Nov-2021	30-Nov-2021
P127743	IDA-51700	Effective	23-Oct-2012	12-Dec-2012	09-May-2013	30-Nov-2017	30-Jun-2018



Cumulative Disbursements



Restructuring History

Level 2 Approved on 24-Aug-2017 ,Level 2 Approved on 16-Jan-2018 ,Level 2 Approved on 28-Mar-2018

Related Project(s)

P158532-Additional Finance BO Rural Alliances Project II