



Covid-19 awareness was widespread in Zambia following the outbreak. Yet, people stopped working and households experienced reductions in income, with some recoveries one year later. Over time, the proportion of children engaged in learning activities increased. Nevertheless, food insecurity also rose.



**COVID-19 AWARENESS**

**97%** of people were aware of social distancing and 95% were avoiding handshaking during the first months after the outbreak (June 2020). In December 2020, half of households reported having cancelled travel plans within the previous three months.

**INCOME**



**83%** of households experienced a drop in income from non-farm businesses in June 2020. By the end of 2020, fewer households (**66%**) experienced such reductions.



**JOB LOSSES**

**26%** of people who were working before the pandemic were no longer working in June 2020. Women (29%) were more affected than men (24%), along with those working in manufacturing (47%) and financial services (30%). In December 2020, **60%** of people reported working one hour in the last week.



**EDUCATION**

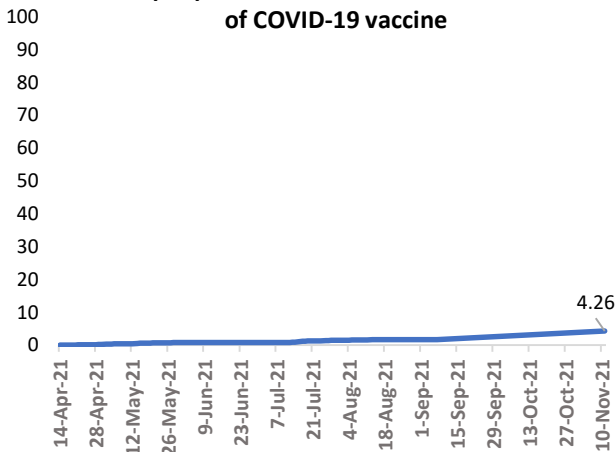
**47%** of households with children were engaged in learning activities in June 2020. By the end of 2020, almost **80%** of households had children attending school.

**FOOD SECURITY**



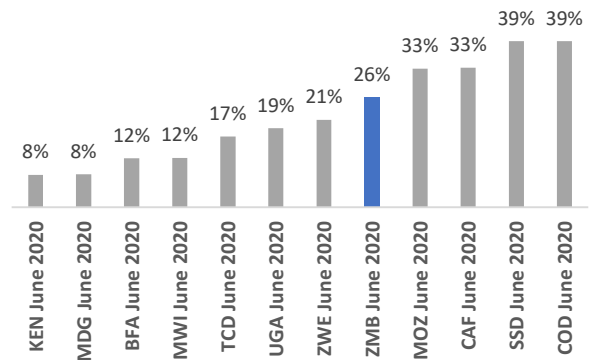
**40%** of households reported having run out of food in the last 30 days following the pandemic in June 2020. Over time, food insecurity increased and **50%** of households reported running out of food in December 2020.

**% of people who received at least one dose of COVID-19 vaccine**



**Job losses per country as % of the employed population before COVID-19**

Survey rounds: Comparable rounds

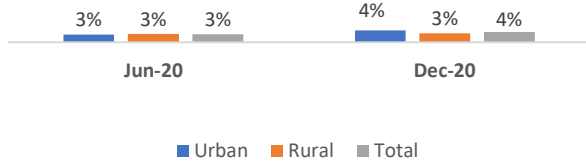


Source: <https://ourworldindata.org/coronavirus>.

**Households that received any form of assistance**

Urban and rural

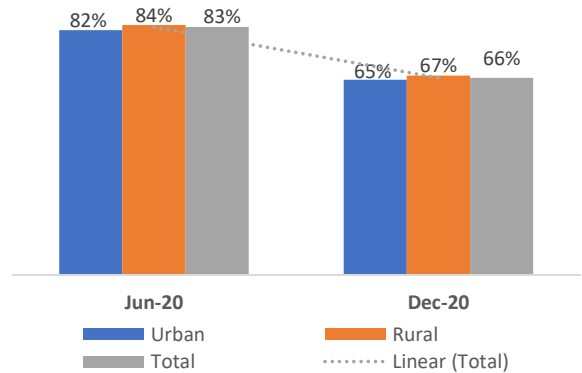
Survey rounds: June 2020 - December 2020



**Households that Experienced decrease in non-farm family business income**

Urban, rural, and total

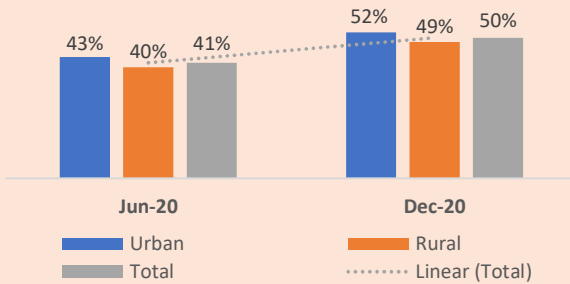
Survey rounds: June 2020 - December 2020



**Households that ran out of food in the last 30 days**

Urban and rural

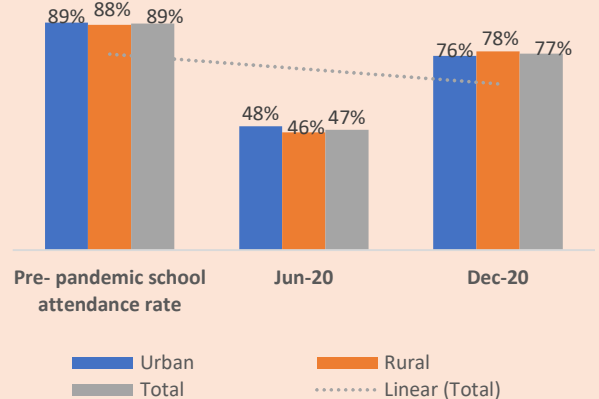
Survey rounds: June 2020 - December 2020



**Households with children engaged in learning activities**

Urban and rural

Survey rounds: June 2020 - December 2020



Source: Data from the High Frequency Phone Surveys (HFS) unless otherwise indicated. Notes: The sample is nationally representative of the current population of households with phone access. Survey rounds correspond to June 2020 and December 2020. Approximately 1,600 different individuals were surveyed. First round uses harmonized indicators that may not match country-specific indicators. Second round uses country-specific indicators.