

SOCIALIST REPUBLIC OF VIETNAM

---

**T & D1 – Credit No 3034**

**RP287**  
Volume 2

**Lang Son – Cao Bang  
110 kV transmission line**

# **Resettlement Action Plan**

SOCIALIST REPUBLIC OF VIETNAM

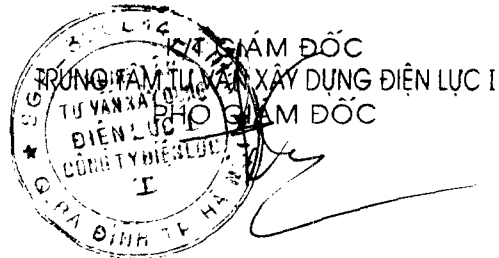
T & D1 – Credit No 3034

Lang Son – Cao Bang  
110 kV transmission line

Resettlement  
Action Plan

Prepared by  
PC 1

Power Construction Consulting Center No 1



*Lê Hiến Sơn*

Date:.....

## CONTENT

### RESETTLEMENT ACTION PLAN

	Page
Excutive summary	3
Chapter 1: Project Introduction	7
Chapter 2: Project Impacts	11
Chapter 3: Measures to mitigate Land Acquisition and Losses	19
Chapter 4: Resettlement Policy and Entitlement	21
Chapter 5: Institutional arrangements	35
Chapter 6: Implementation Arrangements	40
Chapter 7: Community Consultation	43
Chapter 8: Grievances and Appeals	47
Chapter 9: Monitoring and Supervision	49
Chapter 10: Budget and Cost	51
<b>APPENDICES</b>	<b>55</b>
1. Map of Project Areas	
2. Policy Framework for Compensation, Resettlement and Rehabilitation	
3. Entitlement Matrix	
4. Agreements on T/L Routes	
5. Minutes of Community Meetings	
6. Sample of 'Questionnaire'	
7. Inventory of Project Affected People	
8. Details of Entitlement of Project Affected People	
9. Socio-economic Household Data Sheet of Project Affected People	

**ABBREVIATION AND ACRONYMS**

<b>CPC</b>	Commune People's Committee
<b>DRB</b>	District Resettlement Board
<b>EVN</b>	Electricity of Vietnam
<b>GOV</b>	Government of Vietnam
<b>HH</b>	Household
<b>IDA</b>	International Development Association
<b>IMA</b>	Independent Monitoring Agency
<b>LURC</b>	Land Use Right Certificate
<b>PC1</b>	Power Company 1
<b>PPC</b>	Provincial People's Committee
<b>PRC(B)</b>	Provincial Resettlement Committee (Board)
<b>DRC</b>	District's Resettlement Committee
<b>CRC</b>	Commune's Resettlement Committee
<b>RAP</b>	Resettlement Action Plan
<b>RIB</b>	Resettlement Introduction Booklet
<b>ROW</b>	Right-Of-Way
<b>T/L</b>	Transmission Line
<b>WB</b>	World Bank
<b>PAP</b>	Project Affected People
<b>VDIC</b>	Vietnam development and information center
<b>PPS</b>	Provincial power services
<b>PMB</b>	Project management board
<b>EM</b>	Ethnic minorities
<b>PNPMB</b>	Power network project management board
<b>MOF</b>	Ministry of finance
<b>MOC</b>	Ministry of Construction
<b>MOI</b>	Ministry of Industry
<b>PCCC 1</b>	Power consulting construction Center No 1 under PC1



## EXECUTIVE SUMMARY

### 1. Project introduction

To carry out the Government of Viet Nam's policy on the national industrialization and modernization program, Electricity of Viet Nam has decided to use the World Bank financial resources in the fiscal year 2004 – 2007 for the project investment of "Lang Son - Cao Bang 110kV transmission line". This is additional sub-project of credit for transmission, distribution and recovering flood.

The project aims at building a loop circuit to ensure the reliability of electricity supply to Cao Bang, Bac Kan and Lang Son provinces, the political security and the economic development in the northern frontier provinces, particularly the ethnic minorities.

#### *Scope of the Project.*

The Lang Son - Cao Bang 110kV transmission line will come from 110kV Lang Son substation, end and connect at Cao Bang 110kV substation. The T/L ROW will cross through two provinces of Lang Son and Cao Bang (including 34 communes and precincts in 10 districts and towns). To connect to the substations, it is necessary to rehabilitate and expand the bays of Lang Son and Cao Bang 110kV substation and concurrently install a synchronous communication system on the line and at the substations.

The project has the following basic characteristics:

#### *a) Transmission line:*

Beginning point	:	110kV bus at Lang Son sub
Ending point	:	110kV bus at Cao Bang sub
Voltage level	:	110 kV
Number of circuit	:	single circuit
Length	:	145km, aprx.
Conductor	:	AC-185/29
Arrester wire	:	Combined with OPGW-57
Insulator	:	7-ton and 12-ton type, glass or ceramic
Pole & tower	:	Concrete Pole and galvanized Steel Tower
Foundation	:	Insitu reinforcement concrete

#### *b) Substation rehabilitation and expansion:*

At Lang Son 110kV sub.: installing the equipment in the designed bays including 110kV circuit breaker, disconnecting switch, control and protection cubicle.

At Cao bang 110kV sub.: Rehabilitating the 110kV outcoming bay to Lang Son substation, changing the block diagram to the bridge diagram. Installing the switchgears in the 110kV bridge bay.

*c) Communication system.*

Installing the synchronous optical equipment SDH/STM-1 and the multiplexer to access at Cao Bang 110kV sub. The communication system at Lang Son substation has been installed in the project of expansion of Lang Son 110kV substation, thus, it should be additionally installed the connection equipment.

*d, Total investment capital: VND mil 135,748.*

Under EVN's instruction, the PC1 is responsible to execute the reports on Resettlement Action Plan (RP). This RAP is prepared to compensate the losses of people who are affected by the project of Lang Son - Cao Bang 110kV T/L.

## **2. Impacts of the project**

The ROW of the 110kV high voltage T/L is 4m, extends on both sides of the outer phase for 110kV voltage. Therefore, the distance of the ROW for 110kV T/L is 13m.

*The impacts consist of:*

- Temporary impacts during its construction stage including the damage of trees, crops and assets around the areas of which used for constructing pole foundations/substations or on the temporary roads served for construction activities.

- Permanent impacts on trees, crops, houses, assets due to land acquisition for erecting poles, towers, constructing substations and access roads; permanent impacts on assets in ROW due to Decree no. 54/1999/ND-CP.

Total number of PAPs is 1,396 HHs (5,990 people), of which:

- HHs with permanent acquisition of productive land more than 25% of total land holdings: Nil.

- HHs with permanent acquisition of productive land less than 25% of total land holdings: 307 HHs ( 1,317 people ).

- HHs with temporary land acquisition: 1,396 HHs (5,990 people)

- HHs with impact on full house and have to be relocated: 0 HHs (0 people).

- HHs with impact on partial/full house and still have sufficient remaining land for reconstructing: 25 HHs (108 people)

- There are no HHs with permanent or temporary impacts on business or services.

- There are no impacts on natural preserving zones, prestiges, pagodas, etc.

### **3. Measures to mitigate Land Acquisition and Losses**

Measures to mitigate land acquisition and losses include :

- Community consultation : Discuss with the local PPC and PAPs to choose the T/L and the location of the transformer substation that are smallest affected to the people and environment.

- Great efforts in technical design to mitigate land acquisition land.

- Mitigating the losses and acquisition land during the implementation of the project.

### **4. Resettlement, compensation policy and entitlement.**

The PC1 will set up the RAP for this project based on the legal regulations on resettlement, compensation that prepared for LangSon - CaoBang 110kV T/L project.

According to these regulations, the eligibility of the compensation and entitlement will include all affected people, affected households and affected organisations that have or have not got the legal licenes about their given properties in RAP before cut-off date. The compensation cost is reported in RIB. In case of the time may last longer than six months compares with the giving estimated cost time and compensation payment time, the compensation cost in RIB then will be corrected.

The compensation cost will be based on replacement/market cost. Compensation at the replacement cost for land, houses and perennial trees and at the market cost for annual crops. All PAPs are entitled to transport allowance, relocating subsidy and training, restoration measures for PAPs permanently losing more than 25% of their agriculture land or income.

*The cut-off date (the date of completion census and inventory) is on January 20<sup>th</sup>, 2005*

### **5. Institutional arrangement**

The PC1 is responsible for all operations on investment guidelines, investigation and design, project construction as well as the supervision of compensation, resettlement and operation of the project through particular foundations in order to approve the decisions relating to resettlement and minority developing plan. The implementation of RAP also requires the tight co-ordination between the local authorities and related agencies.

### **6. Implementation arrangement.**

Just after the investment for the project is approved, PAPs will be fully reformed of their rights and the policies of this RAP that includes legal framework, eligibility provision, entitlement, mode and rate of compensation, implementation schedules and complaint and grievance rights. Such information will be delivered to the PAPs by PC1 via meetings and documents such as RIB to be distributed to each PAP.

All RAP activities must be completely satisfied with its requirements before the World Bank give no objection for award of contract for the sub-projects. Any change of the RAP after the WB clearance will be submitted to the WB to receive its guidances.

The schedule of project implementation is as the following:

No.	Stage	Time of commencing
1	Set out RP	Q4 / 2004- Q2 / 2005
2	RAP approval	Q2 / 2005
3	Implementation of RP	Q3 / 2005
4	Payment of compensation and grievance	Q4 / 2005- Q3 / 2006

### **7. Public consultation**

This RAP is prepared based on the consultations with local authorities of all Project Provinces, PAPs and minority groups in the project areas in order to minimize the adverse impacts on people and maximize their participation in resettlement. The two PCPs and their involved administrative units, PAPs and minority groups will be consulted through the lines alignments, draft resettlement policy, grievance mechanism and monitoring after the project implementation.

### **8. Complaints and grievances.**

The draft of RAP has to be disclosed at the office of the project Provincial People's Committees and at Vietnam Development and Information Center (VDIC) of the World Bank office in Hanoi.

During the project implementation, the PAP's complaints and grievances will be dealt with under the Vietnamese laws. PAPs' complaints will be treated fairly and guided by related agencies on the right order and procedures. No fee will be paid for their complaints.

### **9. Monitoring and evaluation**

The implementation of RAP shall be constantly supervised and monitored by the PC1. Moreover, an independent consulting agency will be entrusted with independent monitoring task. The independent consulting agency (agencies) selected by PC1 will make a contract after RAP approval and will begin supervising and monitoring activities from the beginning of the implementation phase.

### **10. Budget and cost**

The cost for compensating houses, residential land and plants estimated according to the compensation price for house and land of the project provinces.

The cost includes cost for preparation, management, internal supervision, and independent supervision, and contingencies for inflation, administration, etc. Total cost for resettlement and compensation is: VND 4,947,578,336.

## CHAPTER 1

### PROJECT INTRODUCTION

#### 1.1. Objective of the report

The overall objective of Resettlement Action Plan is to define the resettlement and compensation programs for the project in such a way as to limit as much as possible the number of project affected persons (PAPs) and their affected properties and to ensure that all PAPs will be compensated for their losses at the replacement cost and will be provided with rehabilitation measures to assist them in improving, or at least maintaining their pre-project living standards and income earning capacity.

The RAP preparation has been carried out with consultation and participation of PAPs in the project affected areas. This RAP has been consulted and agreed upon with the local authorities and will be valid after GOV's and WB's approval.

#### 1.2. Project objectives

The project: Lang Son - Cao Bang 110kV T/L aims at the followings:

- + To meet the increasing demand for loads in Cao Bang province and northern west of Lang Son.
- + To improve the reliability of power services supplying for Cao Bang province and the region.
- + To contribute to objective of politic, socio-economic stability in remote and frontier areas such as Cao Bang, Lang Son.
- + To improve the effectiveness and quality of electricity supplying for living activities; improve spiritual and material life of the people living in the project area and the surroundings.
- + To develop handicraft households.
- + To speed up the development of industry and services.
- + To contribute the prosperity and stability of the socio-economy in the project provinces.

#### 1.3. Ownership and organization of the project

Project: The Lang Son – Cao Bang 110kV T/L is implemented by the WB's loan in the fiscal year 2004- 2007.

Investor: Electricity of Vietnam (EVN). EVN authorize to Power company 1 (PC1) to carry out this project.

The Power Network Project Management Board (PNPMB) is in charge of the PC1 and responsible to manage the project.

Provincial power services (PPS): The Lang Son and Cao Bang PPS will coordinate with PNPMB – PC1 in implementation of compensation, site clearance as well as supervising during construction period.

Consultant: Power Construction Consulting Center 1 under Power Company 1.

#### **1.4. Proposed impacts of the project and land acquisition**

##### *1.4.1. Permanent Impact:*

The Degree No. 54/ND-CP and Code on electric equipment 111 TCN - 18-84, 11TCN -19-84, 11TCN-20-84, 11TCN- 21-84 stipulated clearly as bellows:

The protective corridor is delimited by the two vertical planes on each side of the transmission lines, running parallel with the transmission lines, 4m from the outmost wire to each side when the wire is in a static position. In the ROW, the rice, crops and fruit tree could be planted but should ensure that the safety distance shall be warranted at least 3m (from the tree top to the nearest wire).

Houses, schools, health-care agencies and other structures shall not be built on the 110kV side of the ROW. The MV ROW should be satisfied with the following conditions:

- a) Using anti-fired material
- b) Ferrous structures should be earthed in accordance with prevailing regulations.
- c) Vertical distance from the wire in a static position to any part of the structures must be at least 4m.
- d) Electric and construction safety measures of houses or structures must be strengthened in case traversed by T/Ls.

The planted trees should be ensured that the heighest of the trees to be planted must be at least 3m lower than the conductor position in static condition. The fast grown trees that can cause unsafety in the ROW of the 110kV T/L must be cut off and forbid to newly plant. However it is encouraged to plant subsidiary crop which are warranted at least 0.5m from tower and pole foundations and anchors. The land acquired permanently for construction will include impacted areas surrounding tower foundations and substations. Each 110kV tower or support pole foundation will acquire 10m<sup>2</sup>, anchor foundation 100m<sup>2</sup>, river-crossing tower foundation 200m<sup>2</sup>.

##### *1.4.2. Temporary acquisition for construction is include :*

- The areas surround to the tower foundations will be temporarily acquired during the the construction period due to erasing poles, transport material for building foudations...

- The temporarily affected areas during conductor stringing period will include the areas along to the transmission lines with 2m wide from the ROW centerline.
- Impact on transportation roads, culverts during the construction period.

The detail of the impacts are described in Chapter II.



## CHAPTER 2

### PROJECT IMPACT

#### 2.1. Socio-economic survey.

This section aims at providing basic data on the localities traversed by the T/L and the information provided based on the survey on PAPs who having land in the ROW. The information of the survey aims to estimate the income source, income level, the socio-economic situations and the impact of resettlement on living standard and income.

According to the investigation ratio, there are about 20% of the PAPs supported for the survey in determining the characteristics of the communes in the project areas, estimating the population, houses, main socio-economic stages, average income of each HH, health care, and education situations... This information will use for making resettlement policy as well as evaluating the economic effectiveness of the construction.

##### 2.1.1 Population

The project areas are mainly located in the northern mountainous provinces of VietNam and are sparsely inhabited. The average population density in Lang Son province is 90 people/km<sup>2</sup>, in Cao Bang is 75 people /km<sup>2</sup>.

Household characteristics:

- The average number of person per household is 4,3 persons. In general, the households that have big quantity of persons usually have 2 or 3 generations living in the same house. There are about 90% HHs that the hosts are the men and about 30% of the HHs that the hosts are the women are the widows.
- Young people (from 1 to 17 years old) present 52%
- The productive age group (from 18 to 54 years old) present 40%
- Old people (over 55 years old) present 8%

##### 2.1.2 Education

Most of the hosts of the households are literate, only 10% of male and 20% of female do not go to school. However, the percentage of high diploma is rather low, most diplomas are at primary level (50%) or secondary level (28%). There are few people recorded vocational or university level.

All districts and communes covered by the projects have primary and secondary school systems; 100% of the districts and communes have at least 1 or 2 primary or secondary schools.

##### 2.1.3 Health cares systems

Hospitals and health services had and have been built in all the districts and communes for community health care purpose. However, they are currently suffering out of date material facilities conditions or seriously lack of equipment.

#### **2.1.4 Housing condition**

According to Circular 05-BXD/DT dated 9/2/1993 regarding house classification, houses are divided in to 4 classes as below:

- 1<sup>st</sup> class house
- 2<sup>nd</sup> class house
- 3<sup>rd</sup> class house
- 4<sup>th</sup> class house

Houses of 1<sup>st</sup> and 2<sup>nd</sup> classes are permanent structures with modern facilities & interior decorations, private toilets & bathroom, separate living room & bedrooms. These types of houses are usually located in big cities or centers, there is no much houses in the ROW.

Houses of 3<sup>rd</sup> class are permanent structures with brick wall, reinforced concrete roof, brick floor, conventional facilities & interior decorations. This type of house presents about 30%.

Houses of 4<sup>th</sup> class are permanent structures with brick wall, tile or zinc-galvanized iron sheet proof, brick or cement floor and usually without toilets. This type of house presents about 55%.

Beside the above-mentioned classes, in the rural areas of Vietnam, there are a lot of nonstandard houses at level 4<sup>th</sup> class, present about 15%. Furthermore, there still exist the houses under the type of huts with thatched roof surrounded by bamboo only.

Most households have large arable plots. About 75% of households have garden with area over 2000m<sup>2</sup>. The house is usually constructed in this area therefore it is sometimes difficult to identify the frontier between the residential and arable area. A part from garden land, PAPs also cultivate on the area of 2000m<sup>2</sup>-5000m<sup>2</sup> agricultural lands or more. Cultivation in this area is mainly on rice, maize, industrial crops such as tea, coffee, rubber, cinnamon trees, etc.

#### **2.1.5 Amenities**

The PAPs' modern facilities are not much. There are about 70% PAPs have motorbikes, 40% PAPs have TV sets, 45% PAPs have radio sets.

Stream water – the most common source accounts for 85% of the total PAPs, watersourse, river and stream account for 10%, while the household who uses pumped water is only represent 5%.

There are 75% PAPs in the project areas connected to the power network, 20% using the power sources from small hydropower generators, batteries and generators and 5% left is still not connected to the power network.

#### **2.1.6. Main source of income.**

The PAPs' source of income from agriculture is 65%, from breeding is 20%, from small scale trade activity is 10%, from salary and other subsidy source are 5%. However, there are about 20% of the PAPs have several sources of income and these sources approximately equivalent, so as it is very difficult to identify what is the main source.

The average monthly income of PAPs is 850,000 VND/HH/month. Some PAPs have the income over 1,200,000 VND/HH/month while many others have less than 400,000 VND/HH/month.

### **2.2. The project impacts**

The project impacts include:

- The impacts on houses and structures in the ROW.
- The high trees in the ROW must be cut off.
- Permanent impact on land used for the tower foundations, substations and roads for construction and project maintenance.
- The areas of temporary impacted land during the construction time include:
  - + The areas around the foundation to be affected due to foundation work, tower erection or temporary roads.
  - + Land strips of 5m wide along the central will be acquired for pulling and tension the conductor.
  - + The road, drainage due to material transportation to the construction site and after a long time used for the project maintenance.
- The result of this survey is that there are 1,396 HHs affected(5,990 persons)
- The households with permanent acquisition land are more than 25% of total land holdings: Nil
- The households with permanent acquisition land are less than 25% of total land holdings: 307 HHs (1,317 persons).
- Households with temporary impact by land acquisition are 1,396 HHs (5,990 persons).
- Households with full impact on houses and have to be relocation: Nil
- Households with full impact on houses and still have sufficient remaining land for reorganizing: 25 HHs (108 people).

- There is no household with permanent or temporary impacts on business or service.
- There is no impact on natural preserving zones, vestiges, and pagodas or sensitive areas or customary assets (fishing areas, such as grazing areas). No impact on the public work.

### 2.2.1. Temporary land acquisition

Temporary land acquisition during construction period may be possible in two cases: firstly, when transporting poles and towers, materials to the foundation location and excavating foundation; secondly, when laying, stringing conductor and taking sag.

Because of the investment scope of the sub-project is small, the component construction can be finished in 3 – 6 months, so the temporary land acquisition only lasts in one crop. If the stringing conductor acrossing through agricultural lands is done just after annual harvest, the affection to crops will be minimized.

Total temporary acquisition land (1+2)	951,941 m <sup>2</sup>
Including:	
- Agricultural land (Rice land)	644,823 m <sup>2</sup>
- Forestland	307,118 m <sup>2</sup>
- Residential land	0 m <sup>2</sup>

*Table 2.2.1 : Temporary Affected Land*

Sr. No	Communes	District	Number of HHs	Number of people	Land Category (m2)		Total Area(m2)
					Rice Land	Forest Land	
<b>Total</b>			<b>1396</b>	<b>5,990</b>	<b>644,823</b>	<b>307,118</b>	<b>951,941</b>
<b>Langson province</b>			<b>697</b>	<b>2,991</b>	<b>134,275</b>	<b>100,834</b>	<b>235,109</b>
1	Tam Thanh	Lang Son City	33	142	4,188	160	4,348
2	Hoang Dong	Lang Son City	106	455	18,626	5,355	23,981
3	Thuy Hung	Cao Loc	46	197	3,138	7,150	10,288
4	Phu Xa	Cao Loc	31	133	5,236	258	5,494
5	Hong Phong	Cao Loc	29	124	2,759	4,551	7,310
6	Tan My	Van Lang	86	369	12,564	4,071	16,635
7	Hoang Viet	Van Lang	52	223	16,054	10,280	26,334
8	Tan Lang	Van Lang	22	94	3,167	3,405	6,572
9	Trung Quan	Van Lang	37	159	9,057	2,242	11,299
10	Tan Viet	Van Lang	40	172	15,554	11,685	27,239
11	Hung Viet	Trang Dinh	52	223	5,105	4,032	9,137

12	Khang Chien	Trang Dinh	33	142	23,421	4,993	28,414
13	Dai Dong	Trang Dinh	89	382	11,393	8,851	20,244
14	Chi Lang	Trang Dinh	24	103	2,213	8,451	10,664
15	Chi Minh	Trang Dinh	17	73	1,800	25,350	27,150
<b>Cao Bang Province</b>			<b>699</b>	<b>2,999</b>	<b>510,548</b>	<b>206,284</b>	<b>716,832</b>
16	Duc Xuan	Thach An	36	154	49,250	10,140	59,390
17	TT Dong Khe	Thach An	24	103	20,552	1,365	21,917
18	Le Lai	Thach An	55	236	45,085	32,890	77,975
19	Thuy Hung	Thach An	28	120	14,300	42,900	57,200
20	My Hung	Phuc Hoa	89	382	57,187	47,294	104,481
21	Luong Thien	Phuc Hoa	20	86	21,680	2,340	24,020
22	Hong Dinh	Quang Uyen	110	472	88,150	585	88,735
23	Phuc Sen	Quang Uyen	119	511	61,960	0	61,960
24	Quoc Dan	Quang Uyen	32	137	35,850	1,950	37,800
25	Quoc Toan	Tra Linh	59	253	70,190	28,470	98,660
26	Nguyen Hue	Hoa An	23	99	500	29,250	29,750
27	Ngu Lao	Hoa An	17	73	180	7,410	7,590
28	TT Ngoc Xuan	Cao Bang Town	27	116	17,280	1,690	18,970
29	De Tham	Cao Bang Town	60	257	28,384	0	28,384

### 2.2.2. Permanent land acquisition

Permanent land acquisition by the project is not great and uniformly distributed.

Total permanent land acquisition: 9,400 m<sup>2</sup>

Including:

- Agricultural land 9,400 m<sup>2</sup>
- Forestland 0 m<sup>2</sup>
- Residential land 0 m<sup>2</sup>

Table 2.2.2 : Permanent Land Acquisition

Sr. No	Communes	District	Number of HHs	Number pf person	Rice land (m <sup>2</sup> )	Total area (m <sup>2</sup> )
<b>Total</b>			<b>307</b>	<b>1,317</b>	<b>9,400</b>	<b>9,400</b>
<b>Langson province</b>			<b>120</b>	<b>514</b>	<b>3,790</b>	<b>3,790</b>
1	Tam Thanh	Lang Son City	1	4	30	30
2	Hoang Dong	Lang Son City	15	64	500	500
3	Thuy Hung	Cao Loc	8	34	260	260
4	Phu Xa	Cao Loc	3	13	100	100
5	Hong Phong	Cao Loc	7	30	220	220
6	Tan My	Van Lang	18	77	550	550
7	Hoang Viet	Van Lang	7	30	220	220
8	Tan Lang	Van Lang	4	17	120	120
9	Trung Quan	Van Lang	6	26	180	180
10	Tan Viet	Van Lang	13	56	420	420
11	Hung Viet	Trang Dinh	10	43	320	320
12	Khang Chien	Trang Dinh	6	26	190	190
13	Dai Dong	Trang Dinh	15	64	470	470
14	Chi Lang	Trang Dinh	2	9	60	60
15	Chi Minh	Trang Dinh	5	21	150	150
<b>Cao Bang Province</b>			<b>187</b>	<b>803</b>	<b>5,610</b>	<b>5,610</b>
16	Duc Xuan	Thach An	18	77	540	540
17	TT Dong Khe	Thach An	10	43	300	300
18	Le Lai	Thach An	3	13	90	90
19	Thuy Hung	Thach An	0	0	0	0
20	My Hung	Phuc Hoa	26	112	780	780
21	Luong Thien	Phuc Hoa	14	60	420	420
22	Hong Dinh	Quang Uyen	30	129	900	900
23	Phuc Sen	Quang Uyen	19	82	570	570
24	Quoc Dan	Quang Uyen	14	60	420	420
25	Quoc Toan	Tra Linh	22	94	660	660
26	Nguyen Hue	Hoa An	5	21	150	150
27	Ngu Lao	Hoa An	2	9	60	60
28	Ngoc Xuan	Cao Bang Town	9	39	270	270
29	De Tham	Cao Bang Town	15	64	450	450

### 2.2.3 Impact on houses and structures

Since the T/Ls and substations were designed in such a way to avoid as much as possible houses and structures and the 110kV lines mainly traverse sparsely populated areas, there would be small number of impacted houses/structures

- Households with full impact on houses and still have sufficient remaining land for reorganizing: 25 HHs (108 people).

Table 2.2.3 : Permanent Other Structures Affected

Sr. No	Communes	District	Number of HHs	Number of people	House (m <sup>2</sup> )		Total Area (m <sup>2</sup> )
					4 <sup>th</sup> Category	3 <sup>th</sup> Category	
<b>Total</b>			<b>25</b>	<b>108</b>	<b>778</b>	<b>68</b>	<b>846</b>
<b>Langson province</b>			<b>18</b>	<b>77</b>	<b>556</b>	<b>68</b>	<b>624</b>
1	Tam Thanh	Lang Son City	5	21	208		208
2	Hoang Dong	Lang Son City	6	26	147	68	215
3	Thuy Hung	Cao Loc	0	0	0		0
4	Phu Xa	Cao Loc	0	0	0		0
5	Hong Phong	Cao Loc	0	0	0		0
6	Tan My	Van Lang	0	0	0		0
7	Hoang Viet	Van Lang	4	17	108		108
8	Tan Lang	Van Lang	3	13	93		93
9	Trung Quan	Van Lang	0	0	0		0
10	Tan Viet	Van Lang	0	0	0		0
11	Hung Viet	Trang Dinh	0	0	0		0
12	Khang Chien	Trang Dinh	0	0	0		0
13	Dai Dong	Trang Dinh	0	0	0		0
14	Chi Lang	Trang Dinh	0	0	0		0
15	Chi Minh	Trang Dinh	0	0	0		0
<b>Cao Bang Province</b>			<b>7</b>	<b>31</b>	<b>222</b>		<b>222</b>
16	Duc Xuan	Thach An	0	0	0		0
17	Dong Khe	Thach An	0	0	0		0
18	Le Lai	Thach An	0	0	0		0
19	Thuy Hung	Thach An	0	0	0		0

20	My Hung	Phuc Hoa	0	0	0		0
21	Luong Thien	Phuc Hoa	0	0	0		0
22	Hong Dinh	Quang Uyen	2	9	68		68
23	Phuc Sen	Quang Uyen	2	9	58		58
24	Quoc Dan	Quang Uyen	0	0	0		0
25	Quoc Toan	Tra Linh	0	0	0		0
26	Nguyen Hue	Hoa An	0	0	0		0
27	Ngu Lao	Hoa An	0	0	0		0
28	Ngoc Xuan	Cao Bang Town	3	13	96		96
29	De Tham	Cao Bang Town	0	0	0		0



## CHAPTER 3

### MEASURES TO MITIGATE LAND ACQUISITION AND LOSSES

To minimize the impacts, the following measures are conducted:

#### 3.1. Public Consultation:

In the implementation of RP, the consulting units of PC1 have conducted detailed survey on the project impacts. The survey teams have also conducted consultation and discussion with local authorities and people on possible impacts caused by the project, on project site selection, alignment of routes so that the selected line route is the least impact option. The feedback information from the local authorities and PAPs have been taken into account for the project design.

The draft RAP was sent by PC1 to the relevant bodies such as PPCs for public comments and disclosure. All comments from local authorities and PAPs have been recorded and taken into account of final RAP and its annex .

#### 3.2. Mitigation measures in design

The mitigation measure for project impacts should be scrutinized during the design stage, especially for line route selection. A well-selected route would reduce much of the project cost as well as impacts on the locals and environment.

The following principles are followed:

- The route selected is as short as possible, the substation is designed so as to minimize the construction cost and land acquisition.
- The transmission line and substation should avoid concentrated residential and preserving areas by turnings. The more turning angles are, the cost is much higher, and the compensation cost and impacts lower.
- The transmission line is designed closed to the traffic roads (as possible) to facilitate in transporting material and equipment during the construction, management and operation stages. It also means to reduce the land acquisition for access road.
- The transmission line should design to avoid the areas with such high trees as industrial trees, planted and natural forests so as not to impact on the eco-system. The design should be not passing the sensitive areas.
- The transmission line should not traverse or be close to important projects such as airports, mine warehouses, and radio stations.
- The transmission line should avoid slope sides to reduce leveling.
- The transmission line should avoid turnings as much as possible due to high cost for angle towers.

During the progress of selection ROW and the substation location, the PC1 and its consulting units have carefully studied the different alternatives on map and at site and choose out one ROW for investigation. For the difficult route, there will be 2 plans choosing for studying and comparing. The plan that has the least-impact will be selected.

### **3.3. Mitigation measure in implementation stage**

In the implementation stage, the following mitigation measures should be considered:

- In the technical design stage: the PC1 will scrutinize the ROW and the substation location to avoid the crowded residential area.

- Fast constructing each line or substation part to shorten the duration of temporary land acquisition.

- In annual crop areas, the construction will be carried out just after the harvest to mitigate the impacts on the crops.

It is necessary to scrutinize and select the substation entry so as to cause least impact. In the areas where the ROW crosses forests, manual transport of materials should be considered to minimize impact on the environment.

## CHAPTER 4

### RESETTLEMENT POLICY AND ENTITLEMENT

#### 4.1. Legal framework

The overall objectives of RAP are guided both by the GOV's regulations and the WB's guidelines on involuntary resettlement (O.D 4.30)

##### 4.1.1. *The GOV Regulations.*

The Vietnamese laws, decrees and regulation that have let the preparation of RAP and warrant its legality are:

- Constitution of Vietnam (1992) confirms the right of citizens to own a house and protect the ownership of the house.
- The Civil Law dated on 28<sup>th</sup>, October, 1995.
- MOC Circular 05- BXD/DT dated on 9<sup>th</sup>, February, 1993 on the classification of the housing categories.
- GOV Decree 64/CP dated on 27<sup>th</sup>, September, 1993 on the distribution of long term agricultural land to the households for agricultural purpose.
- GOV Decree 60/CP dt. July 5, 1994 regulates property ownership and Land Use Right in urban areas.
- GOV Decrees 61/CP dt. July 15, 1994 regulates residential house purchases sales and business
- GOV Decree 45/CP dt. 3 August 1996 regulates the Amendment of Article 10 of 60/CP (5/7/1994)
- GOV Decree 88/CP dt. 17 August 1994 regulates the Management and Use of Urban Land.
- Ordinance for Regulation and Amendment of Ordinate on Tax of Land and Housing (1 January 1994).
- Law on Taxation of Land Use Right Transfer (22 June 1994)
- GOV Decree 94/CP dt. August 1994 regulates the Implementation of Ordinate for Tax of Land and Housing.
- MOF Official letter No.2944/TC – TCT dt. 28 October, 1995 regulates the tax remission of housing program.
- Law on Petition and Accusation approved dt. 02 December, 1998.
- GOV Decree 54/1999/ND-CP dt. 8 July 1999 defined the protection of high voltage systems.
- GOV Decree 67/1999/ND-CP dt. 07 August 1999 regulates in detail the Law on Petition and Accusation.

- GOV Decree 17/2001/ ND-CP dt. 04 May 2001 stipulated procedures of using and management of ODA.
- The 2003 Land Law (passed by the National Assembly on November 26<sup>th</sup>, 2003) regulates the land management and land uses, with effective date of July,01<sup>st</sup>, 2004, provides that: “ the persons with land to be recovered shall be compensated with the assignment with new land of the same purposes; if having no land for compensation, shall be compensated with the land use right value at the time of issuance of the recovery decisions. The People`s committee of the provinces and centrally – run cities shall elaborate and excute resettlement projects before the land recovery for compensations with dwelling houses, residential land for persons having residential land recovered and having to move their places of residence. The resettlement zones must have development conditions being equal to resettlement zones, the persons having land recovered shall be compensated with money and given priority to purchase or lease dwelling houses under the State ownership, for urban areas; be compensated with residential land, for rural areas. In case of recovering land of households and/or individuals, that are directly engaged in production, but having no land for compensation for continued production, apart from pecuniary compensations, the persons having land recovered shall be supported by the state to stabilize their lives, with training for change of their production and/or business lines, with the arrangement of new jobs (Article 42).

#### Item 4 - Land Acquisition

- Art.39 regulates the land acquisition for the purposes of national defense, security, national interests and public interests. Clause 2 of this Article clearly defined the public infor. (at least 3 months prior to agricultural land acquisition and 6 months prior to non-agricultural land acquisition) on the reasons of land acquisition, time schedule, resettlement plan, compensation/ground clearance master plan for land acquisition.
- Art.42 regulates the compensation and resettlement of the people who have land being acquired:
- Clause 1 .....people, who have LURC of having sufficient conditions to have LURC shall be compensated for their acquired land.....
- Clause 2 .....the acquired land shall be compensated with new land of similar using purpose; in case of lack of resettlement land, the

compensation shall be equal to the value of land use rights at the time of land acquisition.....

- Clause 3 .....Provincial People's Committees and Cities directly under the central government prepare and implement the resettlement plans prior to the land acquisition..... The resettlement sites planned for various projects in the same area and should have similar to or better development conditions than the old dwelling sites.

In case of lack of resettlement sites: (i) in urban areas' PAPs shall be compensated in cash and have the priority to buy or rent the state-owned houses', and (ii) in rural areas ' in case the value of the acquired residential land is higher than that of the resettlement site, PAPs shall be compensated in cash for the differences'.

- Clause 4 .....in case PAPs whose productive land being acquired and there is no productive land for ' land for land' compensation, apart from the cash compensation, PAPs shall receive assistances for resettlement, training for new trades, employing in new trades.

- Clause 49, 50 define the conditions for issuance of LURC to the extend that (i) 'HH or individual who directly using the land for agricultural, forestry, aquaculture and salt production in the areas of socio-economic difficulties in the mountainous areas or islands and who have their residential registration and certification from their Commune People's Committee that they have been using the land stably and without disputes are being issued with LURC and do not have to pay for the land use', (ii) ' HH or individual who had been stably using the land before Oct.15,1993 but without any legal papers and their Commune People's Committee certifies that their land is without disputes and apt to the approved local land use plan are being issued with LURC and do not have to pay for the land use' , (iii) 'HH and individual who had been stably using the land from Oct.15,1993 till the effective of this Law, but without any legal papers and their Commune People's Committee certifies that their land is without disputes and apt to the approved local land use plan are being issued with LURC and do have to pay for the land use'.

- Clause 56 defines the State controlled Land Price: (i) the land price verification by the State should ensure the principles i.e ' close to

the actual value of the transfer of land use rights on the market and when there is large difference between the verified land price and the actual value of the transfer of land use rights on the market, adjustment should be carried out, (ii) ‘ Government regulates the method of land price verification adjustment and dealing with differences of land prices at the borders of the provinces and cities directly under the central government’, (iii) ‘Land price defined by the People’s Committees of the Provinces and cities directly under the central government is publicly announce on January 1<sup>st</sup> every year....”

- GOV Decree No.188/2004/ND-CP dt.16<sup>th</sup>, November, 2004 on methodology for price verification and price framework of various types and categories of land.

This Decree set forth the minimum and maximum prices of different types and categories of land covering the whole country. These prices have been established for the purpose of land acquisition by Government, tax value for transfer of land use rights, leasing government land and national and public purposes.

The methodologies for the land price verification elaborated in this Decree are to ensure the substitution cost of the land.

- Circular No.114/2004/TT – BTC dated on 26<sup>th</sup>, November, 2004 of the Ministry of Finance guiding the implementation of Decree No.188/2004/ND – CP.

This Circular elaborates in details the methodologies (i.e direct comparison method and income method) for the land price verification of different types and categories of land in different regions/areas to ensure the replacement cost

- GOV Decree No.197/2004/ND – CP dated on 03<sup>rd</sup>, December, 2004 on the compensation, assistance and resettlement in case of land acquisition by the state.

Art. 6 ‘.....people who have land being acquired shall be compensated with land of similar land use purpose. If there is no land for compensation, cash compensation equal to land use rights value at the time of land acquisition shall be applied. If there is any differences in value, in case of compensation by new land or house, such differences shall be settled in cash.’

Art.19 ...houses and structures of domestic use of the household or individual shall be compensated with the value of construction of new house, structures of similar technical standard...'

- Circular No116/2004/TT-BTC dt.07 December,2004 of the Ministry of Finance guiding the implementation of Decree No.197/2004/ND-CP
- Decisions of Bac Giang Provincial People's Committee on the applicable unit prices for compensation.

#### **4.1.2. Guideline OD 4.30 of World Bank.**

According to the OD 4.30 of the World Bank, all PAPs listed in the inventory list are entitled to compensate for their losses. Persons or HHs who acquired land illegal in the affected areas after the cut-off date will not be entitled to have compensation and rehabilitation.

Also according to the OD 4.30, the compensation rates will be at the replacement cost for houses, building, and perennial trees, and at the market price for crops. The RAP should be set out in accordance with WB OD 4.30. If some articles regulated by Vietnamese laws and other regulations not ensure to compensate at the replacement cost for HHs without proper land papers, they will still be compensated at that replacement cost. The articles of the law and regulation that will be waived are below:

“ According to the basic guideline principles of the WB on the involuntary resettlement policy, PAPs will be subsidized at least to rehabilitate their old living – standard, income and production level ”.

The WB will not take consideration of lacking the legal and paper during its compensation and rehabilitation for PAPs, especially, vulnerable PAPs.

According to WB OD4.30, the compensation rates will be provided at the replacement cost for houses, building, and perennial trees; and, at the market rates for crops.

#### **4.1.3 Comparison of GOV and WB approaches**

With the promulgation of :

- The new 2003 Land Law,
- GOV Decree No.188/2004/ND-CP dt.16<sup>th</sup>, November, 2004 on methodology for price verification and price framework of various types and categories of land.
- Circular No.114/2004/TT – BTC dated on 26<sup>th</sup>, November, 2004 of the Ministry of Finance guiding the implementation of Decree No.188/2004/ND – CP.
- GOV Decree No.197/2004/ND – CP dated on 03<sup>rd</sup>, December, 2004 on the compensation, assistance and resettlement in case of land acquisition by the state.

- Circular No116/2004/TT-BTC dt.07 December,2004 of the Ministry of Finance guiding the implementation of Decree No.197/2004/ND-CP

There are a number of ways in which the approaches of the Vietnam Government – either in policy or practice – are compatible with World Bank guidelines. The most important compatibilities are:

- Vietnam has a process whereby most people without legal land rights may meet conditions of legalization and receive compensation for losses.
- Permanent residents are provided with options that include relocation to an improved site, or cash, or a combination of the two.
- Resettlement sites offer not only better improved infrastructure and services but represent a higher standard of living.
- Allowances are provided to help the PAPs in the transition period and there is an institutional structure through which people are informed, can negotiate compensation, and can appeal.
- Differences between the approaches and measures that need to be addressed within the program also exist. However, in this context, procedures exist within national and city government that allow the granting of waivers of domestic law on specific projects that may be conflict with that of the funding agency.
- On the issue of land tenure and the legal right to compensation, the Government and World Bank approaches are compatible. The Government has its own process in place whereby land occupied without legal documentation can be legalized; this land, however, is compensated for at a rate equal to 100% of land price minus the taxes and fee for land use right registration from 15 October 1993 (Clause 49, 50 of Art.42 of the 2003 Land Law).
- Compensation at replacement cost is ensured in Art.6 of Decree 197/2004/ND-CP dt.03 Dec., 2004 that ‘... People who have land being required shall be compensated with land of similar land use purpose. If there is no land for compensation, cash compensation equal to land use rights value at the time of land acquisition shall be applied. If there is any differences in value, in case of compensation by new land or house, such differences shall be settled in cash’ and, Art. 19 of the same Decree that ‘... Houses and structures of domestic use of the household or individual shall be compensated with the value of construction of new house, structures of similar technical standard...’

#### **4.1.4. Required waivers**

GOV Decree 17/2001/ND-CP dated on 04<sup>th</sup>, May, 2001 (Item 4 of Article 2) stipulates that “ in case of international agreements on ODA signed between GOV



and sponsor country stipulate other contents, such international agreements should be stipulated”.

Differences between the approaches and measures that need to be addressed within the program also exist. However, in this context, procedures exist within national and provincial governments that allow the granting of waivers of domestic law on specific projects that may be in conflict with that of the funding agency.

In order to meet the requirement of the World Bank OP 4.12 on Involuntary Resettlement a number of articles in various Vietnamese laws and regulations which do not ensure compensation at replacement cost or set eligibility provisions which do not extend the right to rehabilitation and or assistance to households without proper land papers, will be waived.

The article of law and regulations that will be waived are mentioned below:

(i) Eligibility to compensation and or assistance-Decree 197

Article 7 of the Decree 197/ND-CP (Cases where land is recovered without compensation) stipulates that any person whose land is recovered and who has not met one of the conditions of Article 8 of this Decree, or who has violated the plan, or who violates the protecting corridor work, or who illegally occupies land shall not receive compensation when the state recovers the land. In case of necessity, the Provincial People’s committee shall consider and decide on a case-by-case basis.

Articles 18, 19, 20 of the Decree 197/ND-CP stipulate that:

- Houses and structures on non-eligible-for-compensation land, which have not violated announced land use plans or the right of way shall be assisted at 80% of replacement.
- Houses and structures on non-eligible-for-compensation land but at the time of building violated announced land use plans or the right of way will not be assisted. If necessary, the PPC will consider on the case by case basis.

Article 28,29 of Decree 197: PAPs losing more than 30% of productive land will be entitled to living stabilization and training/job creation assistance.

To ensure that the objectives of this resettlement policy are met, a special decision of the Government waiving Article 7, 18, 19, 20, 28, 29 of Decree 197 is needed to permit assistance and rehabilitation measures for illegal users of land as proposed in the policy.

(ii) Land price for compensation calculation

According to the Vietnamese regulation, calculation the unit price for land compensation will be based on GOV Decrees 188/2004/ND-CP, 197/2004/ND-CP with their Guidance (Circular No.114/2004/TT-BTC and No.116/2004/TT-BTC respectively)

*Decree 197/2004/ND-CP dt.Dec.03,2004*

*Article 7*

This article state that's the Ministry of Finance is responsible for the establishment of a number or overall new land price framework to submit to the Government for adjustment when prevailing price of transfer of land use rights in the market in respect of a number if all types/categories of land listed in the land price framework continuously fluctuated (more than 60 days in many provinces, cities) that causes large differences in land prices (increasing from  $\geq 30\%$  compare to the max. price and decreasing from  $\geq 30\%$  compare to min. price attached to this Decree).

*Article 9*

This article states that land price for the compensation calculation is the land price in respect of land use purpose at the time of land acquisition, promulgated by the provincial People's Committee in line with the Government regulation (within the GOV's range of minimum and maximum prices).

*Decree 188/2004/ND-CP dt.Nov.16,2004.*

This Decree promulgate the methodologies to define land price and, at the same time, set forth the land price framework (min. and max. unit price for various types of land) throughout the country.

*Article 2*

This Article states that the land price shall be defined by the Provincial People's Committee and/or cities directly under the central vovernment. To ensure that the objectives of the resettlement policy are met, unit price for land compensation established by the Project Provincial/ city People's Committees will be adjusted to meet the replacement costs.

*The compensation unit prices established by the provincial/district CRCs, provincial DOFs, DOCs and approved by the provincial People's Committee may be adjusted to meet the replacement costs, by the time of compensation, to ensure the objectives of the RAP policy are met.*

**iii) Assistance policy for PAPs who rent houses from the Government.**

*Decree 197/2004/ND-CP dt. Dec.03, 2004*

*Article 21*

This article states that PAPs who rent government houses and has to be relocated by self-relocation shall be assisted in cash at a rate to 60% of the cost of the currently rented house and 60% of the cost of the land value, in cases of no resettlement houses to be arranged for them.

*iv) Assistance policy for rehabilitation*

*Decree 197/2004/ND-CP dt. Dec.03, 2004*

*Article 28*

This article states that PAPs who directly do the agricultural production having agricultural land being acquired more than 30% shall receive rehabilitation assistance (cash value of 30kg of average rice in the location per head) for 3 months (if relocation is not required), 6 months (if relocation is required) and 12 months (if moving to the areas of specially difficult socio-economic conditions).

*v) GOV commitments*

To ensure that the objectives of the policy are met, the Prime Ministry of Vietnam and Chair persons of the project related provinces in approving/adopting (prior to the project appraisal) the policies and objectives set forth in this Policy Framework will grant the waivers to the above mentioned Article 7,8,18,19,21,28 and 29 of Decree 197/2004/ND-CP and Article 2 of Decree 188/2004/ND-CP, and any other laws or regulations which contradict this Project Resettlement Policy.

The Item 4, Article 2 of GOV Decree 17/2001/ND-CP dt. 04 May,2001 on guiding the ODA management stipulates that “ in the case of the international agreements on ODA have been signed between GOV and sponsor stipulates other contents, the international agreements will prevail.” The waivers will be approved by GOV in the decision of project investment before negotiation. The Project Provincial People Committees will issue the official letter for their agreement in implementing the policies set forth in RP.

#### **4.2. Definition of eligibility and limitation to eligibility**

Individuals, households, firms or institutions that are affected (temporarily or permanently) by the project (hereafter called PAPs) are as follows:

- PAPs who owned, rented, or used land, properties and business, which are affected by the project. Namely, households owned or rented land, assets within the ROW, at the locations of pole and tower foundation, substations, access roads and camps serving for the construction period.

- PAPs owned assets on the land used before the date of official notification by concerned authorities on affected areas and areas required to acquire for the project.

- PAPs who have land occupation, construction or cultivation after the cut-off date of inventories all are not entitled to compensation and relocation. They must demolished their illegal construction in their own, if more, they are forced to remove or cut over 4m high trees within ROW or in locations of foundations or substations. However, they will not be penalized for their illegal occupation, construction or cultivation.

Project Affected Persons (PAPs) are all individuals, households, firms or institutions with or without land registration, all the persons who owned, rented, or used land, properties and businesses, which are affected by the project.

All PAPs will be entitle to full compensation for their respective losses as long as they are included in the PAPs inventory list or can prove that they used the affected items before the cut-off date. This will be applied to PAPs whose incomes are affected by the project.

The cut-off date has been fixed as the day of inventory complexion on January 20<sup>th</sup>, 2004.

Encroachers who settled into the proposed affected are after the cut-off date will have no entitlement of compensation and resettlement. They will be required to demolish their structures and cut the trees or harvest their crops for land clearance to the project. In the case of necessary, they will be forced to remove out from the proposed project area.

Nevertheless, they do not have to pay any fine or sanction. The cut-off date will be declared by the local authorities and the list of PAP is file at PC1. PAPs and communes have also been informed on this provision (no compensation for encroachers). Local authorities are responsible for managing the areas to be acquired for the project.

#### **4.3. Resettlement and compensation policy**

Policies and objectives of the RAP are defined in accordance with Vietnamese laws and Operational Directive (OD 4.30) of the WB. Vietnamese legislation and the WB directives have been adapted to fit the specific conditions of the project as defined below:

4.3.1- Resettlement and compensation programs must be designed so as to allow the improvement or at least the maintenance of the PAP's pre-project living standards.

4.3.2- The resettlement and land acquisition must be minimized as much as possible.

4.3.3- Resettlement distance must be minimized if the agricultural replacement land needs to be given, it should be as close as possible to the land that was lost.

4.3.4- Cash compensation for houses or structures shall be given at the replacement costs free from depreciation cost of the salvage of the old construction materials, cash compensation for land and trees shall be given at the replacement cost, while cash compensation for crops shall be given at the market-price rates.

4.3.5- Resettlement transition period must be minimized and the compensation should be provided to PAPs before construction activities affecting them, no land clearance if the full compensation have not been done . 4.3.6- All PAPs residing /or cultivating land within the project area before the cut – off date are entitled to have compensation for their losses and to income rehabilitation

4.3.7- Resettlement and land acquisition plan and all the replacement alternatives should be carried out with the consultation participation of PAPs and acceptance by PAPs. These plans will also require to be approved by the local authorities .

4.3.8- Resettlement and compensation programs must provide adequate institutional arrangements to warrant the effectiveness, timely implementation and proper monitoring.

4.3.9- Financial and technical resource for resettlement, compensation and subsidy should be available when and where required.

4.3.10- The community infrastructure and services should be maintained or improved better than the old sites.

4.3.11- Promptly after the Government of Vietnam approved the content of the RP, this RAP will be enforceable as an official legal document.

#### **4.4 Eligibility to compensation entitlement**

Legitimate PAPs are all the affected households and institutions included in the inventory with or without legal title included in the RAP inventory or able to demonstrate with other means that prior to RAP cut – off date they owned, rented or used land, and properties associated with land.

In addition, legitimate PAPs are also all households and institution who prior occupation and/or businesses and related income are affected by the project due to acquisition of land or other assets, temporarily or permanently.

#### **4.5. Compensation policy**

Compensation for crops will be provided at market price. Compensation for land, houses, building, trees and other assets will be provided at the replacement cost.

Compensation for land losses :

- Compensation for productive land losses (less than 25% of total land PAPs' holdings) will be provided at the replacement cost for the equivalent area and all other losses will be provided in cash.

- Compensation for productive land losses (equal or more than 25% of total land PAPs' holdings will be provided in terms of land for land at the equivalent area and quality of land acquired by the project or in cash at replacement cost according to PAPs' options.

The compensation price has been established by the provinces in the compensation price list based on the decree 87 – CP and the Circular 145 of the Ministry of Finance. At the time of DMS before implementing the project, the compensation prices will be checked out and justified by the Government in compliance with the replacement price if necessary.

Since the time from RAP preparation to the time of project implementation may last long, at the implementation time, such prices may not correspond to market or replacement rates. Therefore, all applied prices will be checked again at the beginning time of RAP implementation and adjusted if necessary. The Detailed Measurement Survey (DMS) will be also carried out by Resettlement Committees at the beginning of project implementation. The evaluation of unit cost at the implementation time will be done by independent monitoring agency, financial Department of provinces. This activity will be required in TOR for Independent Monitoring later by PC1.

Compensation for crops will be given in cash at the current market rates calculated on the productive average of the last three years (according to the Circular 145 of MOF).

Compensation for houses, buildings and trees will be provided in cash at the replacement costs.

For PAP who are affected on residential land and houses and have to relocate or reorganize their houses, the PC1 and local authorities have to assist them in relocating or reorganizing their houses. The land for the project is ready when the land is clearance .

#### ***4.5.1 Impact Categories and Entitlement Policy***

By the nature of the project impacts as described above and based on the survey of the PAPS, the impacted categories could be classified as below:

**4.5.1.1 Temporary impacts:** include the HHs who have land, trees, crops or structures affected by stringing conductor within the T/L ROW, the areas around the tower foundations, the temporary service roads.

**Category1:** PAPs have trees, crops, which are damaged by the project during the construction period due to construction of temporary access roads or conductor stringing.

**Category2:** PAPs who have residential, garden, productive land in the ROW which are temporarily impacted during the project construction period.

**Category3:** PAPs who are temporarily impacted on residential or garden land ; one part of their houses/ structures built in the ROW (the areas in the ROW is less than 25% compares to the total areas) and the demolished areas that do not affect to the rest of the

houses/structures; the residential and garden land outside the ROW is enough for reconstruction.

**Category 4:** PAPs who have residential or garden land affected more or less than 25% compares to the total houses/structures but the demolished areas affected to the rest of the houses/structures. The areas outside the ROW is not enough for reconstruction.

**Category 5:** PAPs who have residential and garden affected in the ROW. One part or total houses/structures were affected and the land outside the ROW is not enough to reconstruction (less than 60m<sup>2</sup> in the urban 100m<sup>2</sup> in the rural area)

**4.5.1.2 Permanent affect:** include all the HHs who have land and assets in the area of foundation, transformer, long-term road for the project construction and maintainance. Any household who has houses/ structures (total or partial), high trees in the ROW have to move out, demolish or cut out.

**Category 6:** PAPs who permanently lost residential land, productive land in the area of foundation, transformer, and access roads are divided into:

- a) The HHs who have the residential and productive land are permanently acquired for tower foundation, substation, access road and project administration are more than 25% compares to the total areas.
- b) The HHs who have the residential and productive land are permanently acquired for tower foundation, substation, access road and project administration are less than 25% compares to the total areas.
- c) The remaining residential land areas of the HHs are less than 60m<sup>2</sup> in urban areas and 100m<sup>2</sup> in rural areas.
- d) The remaining residential land areas of the HHs are equal or more than 60m<sup>2</sup> in urban areas and 100m<sup>2</sup> in rural areas.

**Category 7:** PAP impacted on business or other services. Temporary impact on business or other service.

Permanent impact on business or other services.

**Category 8:** Impact on public works: compensation at replacement cost.

The proposed matrix for entitlement is as below:

#### **4.6. Subsidy Allowances**

Besides the direct compensation for the losses, PAPs also entitled to subsidies/allowances as stipulated in the Decree No. 22 of GOV. These allowances are as below:

##### ***4.6.1 Subsidy for house moving (transport allowance)***

This allowance is for PAPs who are totally impacted on houses and have to be move to new sites or reorganize to the remaining residential areas:

- i) PAPs which have to move their houses to news places within the province will be entitled to an allowance from 1,000,000 VND to 3,000,000VND;
- ii) PAPs have to relocate out of their Provinces will be entitled to transport allowance of 3,000,000 VND to 5,000,000 VND .This subsidy allowance is for the transportation of their salvageable materials and living facilities.

##### ***4.6.2 Relocation Subsidy for Resettlement***

This subsidy allowance is a food allowance for PAPs who are totally impacted on house and therefore have to reconstruct for their new houses. Each member of PAP will be subsidized 30 kg of rice (equivalent) month in six 6 months.

##### ***4.6.3 Allowance for PAPs has person getting social subsidy by GOV***

These PAPs if they have to be relocated by the project impact will be subsidized with an allowance of 1,000,000 VND.

(According to the Vietnamese law relating to war veterans and revolution heroes).

##### ***4.6.4 Rehabilitation Allowance***

PAPs, who are permanently affected more than 25% of productive land or income, will be entitled to training from 3,000,000VND/HH (1,500,000 VND for main labor peson, each HH has two main labor person )



## CHAPTER 5

### INSTITUTIONAL ARRANGEMENTS

Implementing compensation and resettlement is in charge of local authorities and the implementation must follow the approved schedule. Coordination between the Investor and local authorities must be established so that ensure PAPs' entitlement in all aspects and ensure that important tasks are not delayed.

The following organizations and institutions will be involved in to the Preparation and implementation of the compensation and resettlement plans for the project.

- Province People's Committees: Lang Son, Cao Bang
- Electricity of Vietnam
- Power network Project Management Board-Power Company No 1
- Designing & Construction Consulting Units
- Provincial Financing and Pricing Department
- Provincial land Offices
- Provincial Construction Offices
- Department of Mountain and Ethnic Minorities
- District people's Committee where the project are located
- Land Office of districts, communes
- Resettlement Committees (Boards) of districts and communes
- District and commune people's Committees
- Project Affected Households

#### 5.1. Demarcation of responsibility

5.1.1 Electricity of Viet Nam (EVN) is the project investor responsible for approving the project documents, providing PMB with fund and guidance on the project control and implementation as well as RP, preparation and implementation.

#### 5.1.2. PNPMB – PC1

PNPMB is entrusted by PC1 to be as the project manager responsible for the whole project including RAP preparation and implementation, assignment for specialized bodies to prepare and implement the project, submission to PPCs and EVN for approval.

- Set out the overall planning, management and monitoring the resettlement programs in order to determine all the impacted and related HHs, and release out the legal entitlement for them according to the resettlement policy.

- Ensuring that all eligible PAPs are informed the policy applied in arrangement plan and their entitlements, supply for them the summary information on project and clearance plan in the RIB as proof of their eligibility to resettlement benefits;

- Explaining the scope of the project to Provincial Peoples' Committees and agreed with PPCs on World Bank's policy OD 4.30 and Governmental Decree no. 197/2004/ND-CP;

- Providing copies of the RAP to resettlement boards and explaining the approach adopted and the categories of entitlement that will be used.

- Organization for training of provincial, district resettlement staff (PRCs, DRCs) on planning resettlement activities, and on the principles of resettlement;

- Carrying out internal monitoring of RAP implementation and appointing a competent agency for external monitoring of land acquisition and resettlement activities;

- Reporting on the progress of RAP to EVN and WB.

To carry out the above tasks, the PC1 and its PMB will establish a safeguard team, including competent staves that are experienced in environmental and social works.

#### 5.1.3. Provincial People's Committees (PPCs)

The project PPCs are responsible for:

- Monitoring all the departments and localities related to the progress of setting and implementing RAP in its province to carry out the clearance and resettlement compensation as the Land offices, the Construction department, the Pricing and Financing department, and project CPCs.

- Approving the compensation cost of land, structures, and crops in its province.

- Approving the documentation on land recovery and allocation in its location

- Establishing PRCs and instructing their activities.

- Guiding and leading the coordination between sectors, departments in RAP implementation.

#### 5.1.4. Provincial Pricing- Financing Departments

The provincial Pricing – Financing Departments are responsible for appraising compensation measures prepared by PRC (DRC). During the RAP implementation, it will closely co-ordinate with Construction Departments, Land Offices, Agricultural and Development Departments, DPCs to evaluate the applied unit prices in RAP for land, crops and other trees.

#### 5.1.5 . Provincial Construction Departments

As a member of Compensation Appraisal Council, in charge of appraising construction and planning.

5.1.6 Provincial Land Offices As a member of Compensation Appraisal Council, in charge of appraising documentation on temporary land recovery and allocation to the project.

#### 5.1.7. Provincial Clearance Boards

The Provincial clearance boards are responsible for giving advices to PPCs on approving and implementing compensation plans in accordance with the approved schedule in their province. Provincial Clearance Boards are in charge of

- Assisting the Investor and DRCs in preparing detailed plans for compensation and resettlement.

- Checking all inventories of impacts and detailed implementation plans submitted by DRCs. Approval for implementation plans by District Resettlement Committee not later than 10 days since the submission of DRC's implementation plan.

- Checking and submitting PPC for approval of compensation plan in their province according to the approved schedule and policies in the RPs.

- Members of PRC shall work according to pluralism and shall be received subsidy according to PPC's decision. Only the assistant staves working during the project implementation shall be received salary for this work.

#### 5.1.8 (District) Provincial Resettlement Committees

Are the bodies to do inventory of compensation and resettlement in their province (district). These committees are left by a vice governor of (District) Provincial People's Committees as the chair.

Provincial Compensation will consist of :

- Head of Pricing – Financing Department
- Representative of Construction Department
- Representative of Agriculture and Rural Development Department
- Representative of Land Office
- Representative of Fatherland Front
- (Vice) Chairs of People's Committees of related communes
- Representative of Provincial Project Management Boards
- Representative of Provincial Power Services

District Resettlement Committees are mainly responsible for :

- Implementing information dissemination, compensation/allowance policy, scope of the project to PAPs.

- Preparing detailed plans for compensation and resettlement in project district.

- Submitting the plans for compensation and resettlement to DPCs for approval.

#### 5.1.9 People's Committees of districts (communes)

- Directly carrying out Detail Measurement Survey (DMS) on project impacts

- In co-ordination with (District) Provincial Compensation Committees in classification and eligibility of affected assets.

- Determining affected assets in the inventories and census and settle the complaints.

- Helping local people overcome difficulties in construction period and repairing affected houses. Holding meetings with people to disseminate/disclosure information on the project and RP.

#### 5.1.10 Project Affected Persons (PAPs)

- PAPs are directly participating in the Detail Measurement Survey responsible for carefully checking on their lost assets and respective entitlements and clear land in a timely manner once PAPs receive full entitlements.

- In order to the willing, PAPs must supervise concerned institutions and their implementation.

## 2. Staff

Staff and their responsibility are summarized in the table below:

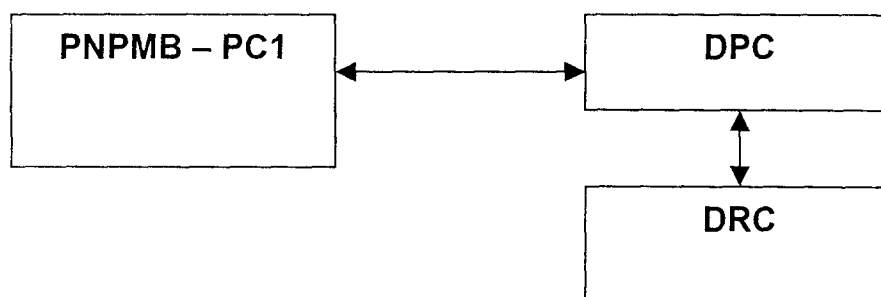
Table 5.1: Staffing for RAP implementation

No	Resettlement institutions	Average no. of staff	Total no. of staff	Qualification	Working duration
1	PMB under PC1	2	2	Expert	19 months
2	Consultant	12	12	Expert	7 months
3	DRC	2 x10	20	Middle Ranking Expert	8 months
4	CPC: - Land Administration - Finance - National Front	2 x 5 2 x 5 2 x 5	30	Nil	8 months
5	Independent monitoring Agency	2 x5	10	Expert	19 month

Table 5.2 – Duties of the resettlement institutions involved in the project

No	Activities of RP	Involved Institutions
1	Holding meetings with PAPs to advice of RAP activities and information disclosure : - Scope of the project. - Compensation Policy for and Entitlement of PAPs.	DRC, CRC coordinating with PNPMB
2	Inventories and Compensation Measures	
3	Detail Measurement Surveying	
4	Notification to PAPs	
5	Determining compensation problems	
6	Compensation payment	DRC and PNPMB
7	Internal monitoring	PNPMB
8	Independent monitoring	PNPMB and the World Bank for approval

#### Institutional Arrangement Diagram of the Project



## CHAPTER 6

### IMPLEMENTATION ARRANGEMENT

#### 6.1. Information to PAPs

All PAPs shall be clearly informed on the RP, including eligibility, the entitlement policy, modes and rate of compensation for each type of impacts, schedule, rights and procedures for complaint and grievance. Resettlement information booklets (RIB) will be prepared by PC1 and its PMB and will be disseminated to all PAPs and EM communities in the project areas or information at meetings of provinces, districts, communes. All key information also will be made public in places like DCPs and CPC's offices.

Dissemination and public announcement will be carried out right after project approval by the government and World Bank.

The RIB will give information on the followings:

##### Part A – Basic Features

1. Project description
2. Project design objective
3. Implementation schedule
4. Project impact
5. Rights and entitlements of the PAP
6. Institutions responsible for resettlement
7. Information dissemination to and consultation with PAP
8. Grievances and appeals
9. Independent monitoring function

##### Part B – Specific Entitlements

1. Description of the detailed impact of the project on the specific household.
2. Compensation rates for each types of impact
3. Date of delivery of entitlements

#### 6.2. Compensation deadlines

Compensation payment for land at least 03 months before land clearance, compensation for trees and crops and all allowances will be paid at least 01 month before land acquisition date.

PAPs are impacted of houses and land received full compensation and subsidies, are requested to move out of the affected portion of the house or to clear land at least 15 days before the commencement civil work. Localities and PMBs are responsible to supervise those activities.

### **6.3. RAP implementation process**

RAP implementation will be included in 3 actions as follows:

- a. General action: Just at once when beginning the project implementation work.
- b. Separately action: at several times, once for each component of the project.
- c. Continuously action: Continuously action for the stages of RAP implementation.

#### **6.3.1 Action 1:**

Just after the award of capital borrows convention of WB, provinces will establish Compensation Committees at proposed levels. PC1 hire qualified agency for independent monitoring RAP

#### **6.3.2 Action 2:**

The PC1 and its PMB are required to supply Resettlement Committees with fully costs and declare the tasks for RAP implementation.

#### **6.3.3 Action 3:**

The Resettlement Committees of fifteen provinces carry out the Detail Measurement Survey of affected assets and socio- economic conditions and together with independent monitoring and other related agencies, carry out the evaluation for the applied unit costs in RAP and propose to PPCs for readjusting for the applied unit prices in RAP if it is necessary for ensuring that PAP is compensated at replacement costs at the time of RAP implementation. Article 6 of decree 197/2004/ND-CP states that ‘.....people who have land being acquired shall be compensated with land of similar land use purpose. If there is no land for compensation, cash compensation equal to land use rights value at the time of land acquisition shall be applied. If there is any differences in value, in case of compensation by new land or house, such differences shall be settled in cash.’

#### **6.3.4 . Action 4:**

Immediately the ends of final inventory survey Resettlement Committees will inspect and define the official number of PAPs , impacted properties and total compensation amount for PAPs.

#### **6.3.5. Action 5:**

Resettlement Committees will officially announce the policy, schedule of the RAP to PAPs at public meetings including issues related to compensation, resettlement and land clearance.

#### **6.3.6. Action 6 :**

Compensation payment for houses and deliver assistance to PAPs affected on the houses, and then compensation payment for PAPs affected on other properties.

PAPs are permanently impacted more than 25% of total productive land or incomes will be entitled to rehabilitation assistance. They will be assisted for the training for agriculture / husbandry or non-land based program.

The proposals for these programs or training assistance programs will be prepared by CPPMB or its consultants in the period of RAP implementation. The proposals will be developed based on the consultation with local authorities and the participation of PAPs in the project affected area. The contents of proposal includes of :

- i) List of PAP who are entitled to rehabilitation programs
- ii) Results of consultation and participation with local authorities vocational.
- iii) List of participant for each course / or other programs
- iv) Organization arrangement
- v) Cost for programs

**6.3.7. Action 7 :**

During the project implementation, the PC1 and Indecent Monitoring Institution will supervise/ monitor all implementation action plan and rehabilitation programs.

**6.4. Implementation Schedule**

One of RAP stipulations is that RAP shall be carried in accordance with the proposed procedure to ensure clearance for project construction.

The implementation schedule must ensure that the compensation schedule and contraction schedule is matched. The compensation payment shall be done prior to the start of the relevant project components.

Project implementation is scheduled as follow :

No.	Stage	Time of commencing
1	Set out RP	Q4 / 2004- Q2 / 2005
2	RAP approval	Q2 / 2005
3	Implementation of RP	Q3 / 2005
4	Payment of compensation and grievance	Q4 / 2005- Q3 / 2006



## CHAPTER 7

### COMMUNITY CONSULTATION

#### 7.1. Objectives of information campaign and consultation program

Information dissemination to, consultation with and participation of the affected people and involved agencies to reduce the potential for conflicts and minimize the risk of project delays, enable the project to design the resettlement and rehabilitation program as a comprehensive development program to fit the needs and priorities of the affected people, thereby maximizing the economic and social benefits of the project investment.

The objects of the Public Information Campaign and PAP Consultation Program are as follows:

- To share fully information about the proposed project, its components and its activities with the affected people.
- To obtain information about the needs and priorities of the effected people as well as information about the reactions/feedback to proposed policies and activities.
- To obtain the cooperation and participation of the affected people and communities required to be undertaken for resettlement planning and implementation.
- To ensure transparency in all activities related to land acquisition, resettlement and rehabilitation.

#### 7.2. Consultation and participation, information campaign

There are 2 phases of the public information campaign and PAP consultation:

*Phase 1:* During RAP planning and preparation activities (already carried out)

**Phase 1- Activity 1:** Inform & discuss with local authorities on line routes, mitigation measures for adverse impacts.

This phase consisted of line route selection, census and inventory of affected people, affected assets, and identification of strategies for mitigation measures, compensating, rehabilitating and relocating, participation of PAP for RP.

**Phase 1 - Activity 2:** Impact survey and statistics

Based on the agreed line routes, survey teams had realized the routes at sites coordinated with the commune officials to make a list of PAP affected on land, houses and crops. The socio-economic survey forms were delivered to 25% of affected households. Inventory forms delivered to all PAPs.

**Phase 1 – Activity 3:** Meeting with local authorities and PAP

Survey teams will request the local authorities and PAPs for their comments on the route alignments, potential of adverse impact, their reference on unit cost for house construction and unit cost of land. In the impact survey time, surveyors held meetings and directly dialogued with each HH on the options for modes of compensation, potential of adverse impacts and propose for the mitigation measures. All of their feedback were noted and integrated in RP. Consultants of PC1 have also prepared for socio-economic and census survey forms, some key questions on PAP's option for compensation are raised in these forms. Local authorities have also attended to consult the benefits of land in the case of having to use the public land for compensation. The PC1 have had many meetings with the authorities of provinces, districts and communes (on August,2001-February,2002) where the project will cover. In the meetings, the PC1 required all affected HHs and minorities groups to discuss and comment on the project alternatives, mitigation measures, draft policy of RP. The representatives of Women Union, Farmers Association, DOSTE, Departments of Mountains, PAP and local authorities attended to the meetings.

The main feedback from them were:

- i) Agreed with the draft RAP and mitigation measures
- ii) PAPs suggested that, the transparency in implementing RAP are important and their representative should be invited for supervision of RAP implementation.
- iii) They must be fully compensated before land clearance
- iv) They have to be compensated for the damage cause by contractors.
- v) They prefer meetings in the implementation phase, so that they can directly ask and get answer from competent agencies.
- vi) PAP also requested that, the sign boards for warning at the dangerous sites should be put, and
- vii) Safety in construction.

All feedback from local authorities and PAPs are integrated in RAP and RIA.

**Phase 1 – Activity 4:** Information dissemination and disclosure after Draft RAP prepared.

Draft RAP has been sent all project PPCs in early January 2002 for review and comments. EVN and PC1 has requested PPCs and other local authorities to carefully review for the requirements on wavers, eligibility to compensation, proposed entitlement policy, RAP cost, taskforces, mechanism for reviewing and their confirmation for agreement on RAP will be sent to EVN within March, 2002. PC1 has sent the entitlement matrix to all of the project districts (in early March, 2002) to all the project provinces and districts and requests them to send this draft RIB to commune authorities.

The draft RAP has also been disclosure at the office of PPCs at VDIC of the WB office in Vietnam. Initial RAP will be sent again to fifteen project provinces and to the World Bank office in Vietnam.

**Phase 2:** RAP implementation

**Phase 2 – Activity 1:** Establishment of RCs, Information dissemination and training for RCs.

After the signing of the loan agreement, the first resettlement activity is to establish PRCs and DRCs by relative PPCs. Then PC1 and its PMB will provide local RCs all levels the final RP, training their staves on RAP contents and steps of RAP implementation. Disseminating RIB to all PAPs in the project affected areas. This activity will take place in about May – June/2002.

**Phase 2 – Activity 2:** Distribution DMS and entitlement forms to PAPs:

PMB under PC1 and local RCs will carry out DMS and calculate entitlements and disseminate DMS and entitlement forms to all PAPs. The list of PAPs, their affected assets and entitlements will be posted at commune office.

After distribute RIB and compensation, entitlement forms to PAPs, DRCs and all commune local authorities will organize meetings in each commune to clearly inform/explain the policy of RAP to PAPs. In these meetings, PAPs can raise their question on any resettlement issues. This activity is proposed to be done by about July-August/2002.

**Phase 2 – Activity 3:** Meeting with PAPs on compensation payment and proposals for training, rehabilitation programs.

After getting statistics on lost assets by the project, RCs and communes will organize meetings with PAPs to introduce the compensation rates for different impacted assets. Table of compensation rates will be posted in the offices of commune people's committees.

At the meeting, PAPs can comment on the proposed compensation rates. Disagreement on compensation rates will be noted down and collected for consideration. Recommendations, if any, will be set to PAPs for revision, if necessary.

Besides, PAPs will be informed of times, locations and process of compensation payment for the lost assets. The meetings are scheduled by late July/2002.

PAPs who agree with compensation price for their assets will sign on the compensation form. Disagreement comments will be recorded and reported to the competent authorities.

**Phase 2 – Activity 4:** Information to local authorities on implementation schedule.

PC1 will inform commune authorities and PAPs about construction schedule and procedures as well as schedule of RP.

Commune local authorities and district RCs must closely coordinate together for ensuring that all PAPs in the project affected areas are fully informed about compensation and project/RAP implementation schedules.

### **7.3. Resettlement Information Booklet (RIB)**

To ensure that PAPs, their representatives and local governments of the affected areas fully understand on the details of RP, RIB will be prepared by PMB under PC1, and will be distributed to all PAPs in the project area in the initial duration of the implementation stage.

The RIB will contain information on the followings:

- Project description
- Project design objective
- Implementation schedule
- Project impact
- Rights and entitlements of the PAP
- Institutions responsible for resettlement
- Information dissemination to and consultation with PAP
- Grievances and appeals
- Independent monitoring function
- Description of the detailed impact of the project on the specific household.
- Compensation rates for each types of impact
- Date of delivery of entitlements

## CHAPTER 8

### GRIEVANCE AND APPEALS

Since the entire resettlement and rehabilitation program is being carried out with the participation of the PAPs and the impacted scale of this project will be relatively small, it is expected that no grievance issue will raise. However, to ensure that the PAPs have avenues for redressing their grievances related to any aspect of compensation and resettlement, detailed procedures of redresses of grievances have been established for the project. The objective is to respond to the complaints of the transparent and fair. By resolving grievances at the project level, the progress of the project would be more effective ascertained.

The procedures are as follows:

**Stage 1:** If any person is aggrieved by any aspect of the resettlement and rehabilitation program, he/she can lodge an oral or written grievance with commune authorities. Commune People's Committee will resolve the issue within fifteen days from the date it receive the complaint.

**Stage 2:** If any aggrieved person is not satisfied with the decision in stage 1, he/she can bring the complaint to the District People's Committee (DPC) or District Resettlement Committee (DRC) within fifteen days from the date of the receipt of the decision in stage 1. The District People's Committee (DRC) of District Resettlement Committee (DRC) will reach a decision on the complaint within fifteen days.

**Stage 3:** If the PAP is still not satisfied with the decision at district level, he/she can appeal to the Provincial People's Committee (PPC) or Provincial Resettlement Committee (PRC) within 15 days of receiving the decision of the DPC or DRC. The Provincial People's Committee or Provincial People's Committee will reach a decision on the complaint within fifteen days.

*The Decree No.197/2004/ND-CP (Art.39) entitles PAP to file complaint with the CRC or the People's Committee at the same level, regarding decisions concerning damage to the property. The responsibility, time and procedures to settle the complaint shall be in line with Article 138 of the 2003 Land Law and Articles 162, 163.*

*and 164 of decision 181/2004/ND-CP dt.29 Oct.2004 of the Government on the implementation of Land Law.*

*In extreme cases, the PAP can bring the issues to Court by using the Bureau of Law Consultants, free of charge.*

**Stage 4:** If the PAP is not satisfied with the decision of the Provincial level, the case may be submitted for consideration by the District Court within 15 days of receiving the decision of the PPC or PRC. The district court's decision will be a legal basis for compensation.

PAPs will be exempted from all administrative and legal fees.

PAPs can make an appeal on any aspect of resettlement and rehabilitation program, including the compensation unit price.

The detail procedures of solving grievance will be disclosed to all PAPs in the public meetings and at the CRC offices. This information also contains in RIB, and disseminates to all PAPs promptly after the commencement of the project.

## CHAPTER 9

### MONITORING AND SUPERVISION

The implementation of RAP shall be constantly supervised and monitored by PMB under PC1 in co-ordination with local Peoples' Committees.

An independent consulting agency will be entrusted with external monitoring tasks. The selection of this agency will be submitted to the approval of PC1 and WB.

The chosen external monitoring institution shall be contracted by the PC1 immediately after the beginning of the implementation phase. This institution must ensure the followings:

- 1/ Independent from the Investor
- 2/ Experienced on planning and supervising compensation and resettlement , especially for the WB-financed project.
- 3/ Staves sufficient to complete the external monitoring task.

#### 9.1. Internal Monitoring

Internal supervision and monitoring include the following activities:

- a/ Monitoring the population and socio-economic surveys of PAPs and the inventory of PAP assets, status, occupation and living conditions and supervising the implementation of compensation, resettlement and rehabilitation for the PAP in the terms agreed by the PAPs.
- b/ Monitoring whether the implementation of resettlement and compensation tasks are carried out as provided in this RP.
- c/ Monitoring the availability and quality of replacement land
- d/ Monitoring the time and the implementation plan of resettlement and compensation funds for this RP.
- e/ Investigate and fairly assess each case of complaint and grievance.
- g/ Internal monitoring agencies will prepare a report detailing the progress of RAP implementation. Such a quarterly report should be made available-to PNPMB-PC1 and the WB.

#### 9.2. External monitoring

Beside evaluation the quarterly reports produced by internal monitors and conduct the same thing of investigation assigned to internal monitoring, the external monitoring agency will be responsible for the following:

- a/ At the beginning of RAP implementation, review unit costs of compensation applied in RP, check at the site for ensuring that, the compensation costs are at replacement value or otherwise, recommend to PC1 and its PMB and PPCs for adjusting.
- b/ Evaluation of inventory survey (DMS) and Entitlements to PAPs
- c/ Evaluation of socio-economic project impact on the PAP
- d/ Supervision of the implementation of RAP to achieve the objectives of the RAP in particular "improve or at least maintain the incomes and living conditions of the PAP after the resettlement".
- e/ Putting forward the amendments for the implementation of RAP so as to achieve the objectives of this RP.
- f/ Offering suggestions on how to improve RAP programs
- g/ Closely monitoring compensation activities and preparing to give informed evaluation of Complaint and grievances cases.
- h/ A full final document to be prepared after the completion of the entire resettlement program. This document shall provide detailed evaluation of the RAP and its implementation, shall document both by means of interviews with the PAP the situation and the opinions of these latter after they have been resettled and compensated.  
  
Finally, on the bases of the RAP implementation experience this document shall provide suggestions for PNPMB, the WB and the appropriate GOV authorities to help reinforce local RAP expertise and to improve for future resettlements plans.
- i/ Write-working reports to submit to PNPMB and the WB every 6 months to review how the RAP implementation are followed to the GOV and the WB policies.



## CHAPTER 10

### BUDGET AND COST

#### 10.1. Source of fund

All cost for RAP will be from the EVN counterpart funds.

#### 10.2. Estimated compensation cost

- Compensation cost estimates for temporary and permanently impacted house, structure, agricultural land, forestry land, cultivated land, trees and crops based on :
  - Decree 188/2004/ND-CP dated on november,16<sup>th</sup>, 2004.
  - Decision No 300/QD-UB-KT dated on March, 6<sup>th</sup>, 2003 by the Lang Son Provincial People Committee on the price of land of the provincial communes.
  - Decision No 913/QD-UB-KT dated on May, 24<sup>th</sup>, 1999 by the Lang Son Provincial People Committee on the clearance compensation price for the damages in Lang Son province.
  - Guidance No 553-HD/TCVG dated on September, 30<sup>th</sup>, 1999 by the Lang Son Provincial People Committee on implementing the clearance compensation price for the damages in Lang Son province.
  - Decision No 54/2000/QD-UB dated on September, 12<sup>nd</sup>, 2000 by the Lang Son Provincial People Committee on releasing the compensation price of houses and structures serving for clearance compensation work in Lang Son province when the Government recovers land
  - Decision No 588/QD-NDD-UB dated on April, 17<sup>th</sup>, 2002 by the Cao Bang Provincial People Committee on releasing the land price list applied on districts of Thach An commune, Cao Bang province .
  - Decision No 952/2001/QD-UB dated on June,21<sup>st</sup>, 2001 by the Cao Bang Provincial People Committee on releasing the land price list applied on Cao Bang province.
  - Decision No 948/QD-UB dated on May,23<sup>rd</sup>, 2003 by the Cao Bang Provincial People Committee on approving the unit price of crops and trees.
  - Decision on unit costs of compensation of all project PPCs based on the replacement costs and market price, the unit prices vary from province to province.
  - Survey for replacement costs and market price for structures, land, and trees by PCCC 1 in the period of carrying out impact survey.

Compensation estimated cost is described in Annex 9

#### 10.3. Compensation estimated unit price for the project:

**10.3.1. Compensation unit price for house and land:**

No.	Province	Item	Compensation unit price
1	Lang Son Province	3 <sup>th</sup> category house	769,919 VND / m <sup>2</sup>
		4 <sup>th</sup> category house	481,643 VND / m <sup>2</sup>
		Agriculture land in Lang Son City	4,900 VND/m <sup>2</sup>
		Agriculture land in Cao Loc District	4,900 VND/m <sup>2</sup>
		Agriculture land in Van Lang District	6,500 VND/m <sup>2</sup>
		Agriculture land in Trang Dinh District	4,500 VND/m <sup>2</sup>
2	Cao Bang Province	Agriculture land in Cao Bang province	9,750 VND/m <sup>2</sup>
		4 <sup>th</sup> category house	528,257 VND/m <sup>2</sup>

**10.3.2. Compensation for trees and crops:**

No.	Province	Item	Compensation unit price
1	Lang Son Province	Planted forest (eucalyptus & pine)	18,000 VND/tree
		Rice	2,500 VND/m <sup>2</sup>
2	Cao Bang Province	Planted forest (timber tree)	2,406,000 VND/ha
		Rice	1,200 VND/m <sup>2</sup>

**10.4. Flow of fund**

The fund for land acquisition and resettlement will be established from the budgets. The EVN will transfer money to CRCs and then money will be transferred to the following agencies:

- CRCs: compensation for PAPs, payment for clearance compensation and implementation the RAP.
- DRCs will be received money from the PRC and responsible for :
  - a) payment directly the compensation to affected persons for land, crops, trees and structures.
  - b) payment for permanent land acquisition.
- Payment for the work of DRCs in resettlement activities.

### 10.5. Inflation adjustment

The estimation cost is based on the regulations issued in 2001. The rates of compensation and cash entitlement for rehabilitation and allowances payable persons will be adjusted at the time of RAP implementation based on the actual annual inflation rate upon request of RCs.

### 10.6. Implementation, administration and contingency costs

The preparation costs include land demarcation, spotting and DMS. These costs also include the costs of training for various resettlement boards (PRC, DRC); payment (salaries, task fee) for resettlement boards; payment to conduct necessary surveys; and payment for monitoring works.

### 10.7. Prices used for estimation cost of land acquisition and resettlement

Compensation for land shall be at replacement cost and at market price for crops. The unit price may not correspond to the market price or replacement cost at the implementation time and shall be readjusted suitably. All unit prices shall be reviewed and, if necessary, adjusted again at DMS time.

### 10.8. Compensation estimated cost for Lang Son – Cao Bang 110kV T/L

N <sup>o</sup>	Description	Unit	Quantity	Amount
<b>A</b>	<b>COMPENSATION COST: I + II</b>			<b>2,308,191,414</b>
<b>I</b>	<b>LANG SON PROVINCE</b>			<b>1,446,621,006</b>
1	<b>Permanently acquisition land</b>		3,418	<b>16,904,000</b>
	Rice land	m <sup>2</sup>	3,418	16,904,000
2	<b>Compensation for plants and crops</b>			<b>1,082,606,446</b>
	Rice land	m <sup>2</sup>	125,011	311,972,446
	Planted forest	tree	10,083	770,634,000
3	<b>Compensation for houses</b>			<b>320,110,560</b>
	- 4 <sup>th</sup> class	m <sup>2</sup>	556	267,756,068
	- 3 <sup>th</sup> class	m <sup>2</sup>	68	52,354,492
4	<b>Relocation allowance</b>			<b>27,000,000</b>
	- Allowance for HHs within ROW areas that do not have to relocate (house rehabilitation costs to ensure network safety requirements )	HHs	18	27,000,000
<b>II</b>	<b>CAO BANG PROVINCE</b>			<b>861,570,408</b>
1	<b>Permanently acquisition land</b>			<b>54,697,500</b>

	Rice land	m <sup>2</sup>	5,610	54,697,500
<b>2</b>	<b>Compensation for plants and crops</b>			<b>679,099,854</b>
	Rice land	m <sup>2</sup>	516,158	629,538,299
	Planted forest	m <sup>2</sup>	13,423	49,561,555
<b>3</b>	<b>Compensation for houses</b>			<b>117,273,054</b>
	- 4 <sup>th</sup> class	m <sup>2</sup>	222	117,273,054
	- 3 <sup>th</sup> class	m <sup>2</sup>	0	0
<b>4</b>	<b>Relocation allowance</b>			<b>10,500,000</b>
	- Allowance for HHs within ROW areas that do not have to relocate (house rehabilitation costs to ensure network safety requirements )	HHs	7	10,500,000
<b>B</b>	<b>IMPLEMENTATION EXPENDITURES</b>			<b>1,747,200,665</b>
<b>1</b>	Surveys and data collection			150,579,600
<b>2</b>	Draw up RAP			50,000,000
<b>3</b>	Cost for granting land, setting resettlement and clearance = 1,89% x total construction value (81,831,802,355) According to documents of MOI, No 4268/CV-KHDT dated on December, 04th,1998			1,546,621,065
<b>C</b>	<b>EXTERNAL MONITORING</b>	2% (A + B)		<b>81,107,842</b>
<b>D</b>	<b>CONTIGENCY</b>	20% (A+B)		<b>811,078,416</b>
	<b>TOTAL</b>	(A+B+C+D)		<b>4,947,578,336</b>

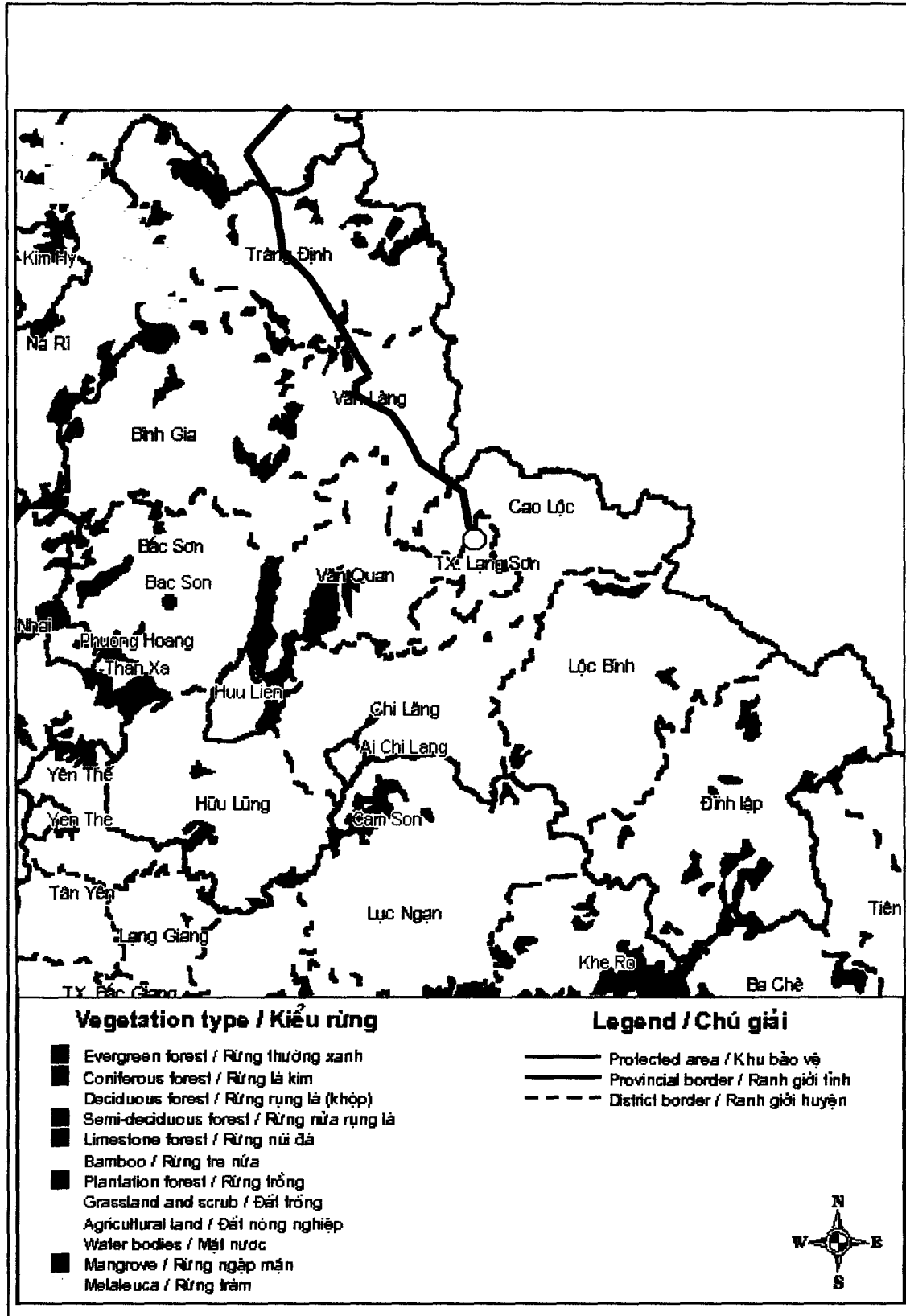
## APPENDICES

1. Map of Project Areas
2. Policy Framework for Compensation, Resettlement and Rehabilitation
3. Entitlement Matrix
4. Agreements on T/L Routes
5. Minutes of Community Meetings
6. Sample of 'Questionnaire'
7. Inventory of Project Affected People
8. Details of Entitlement of Project Affected People
9. Socio-economic Household Data Sheet of Project Affected People

**APPENDIX 1**  
**MAP OF PROJECT AREAS**

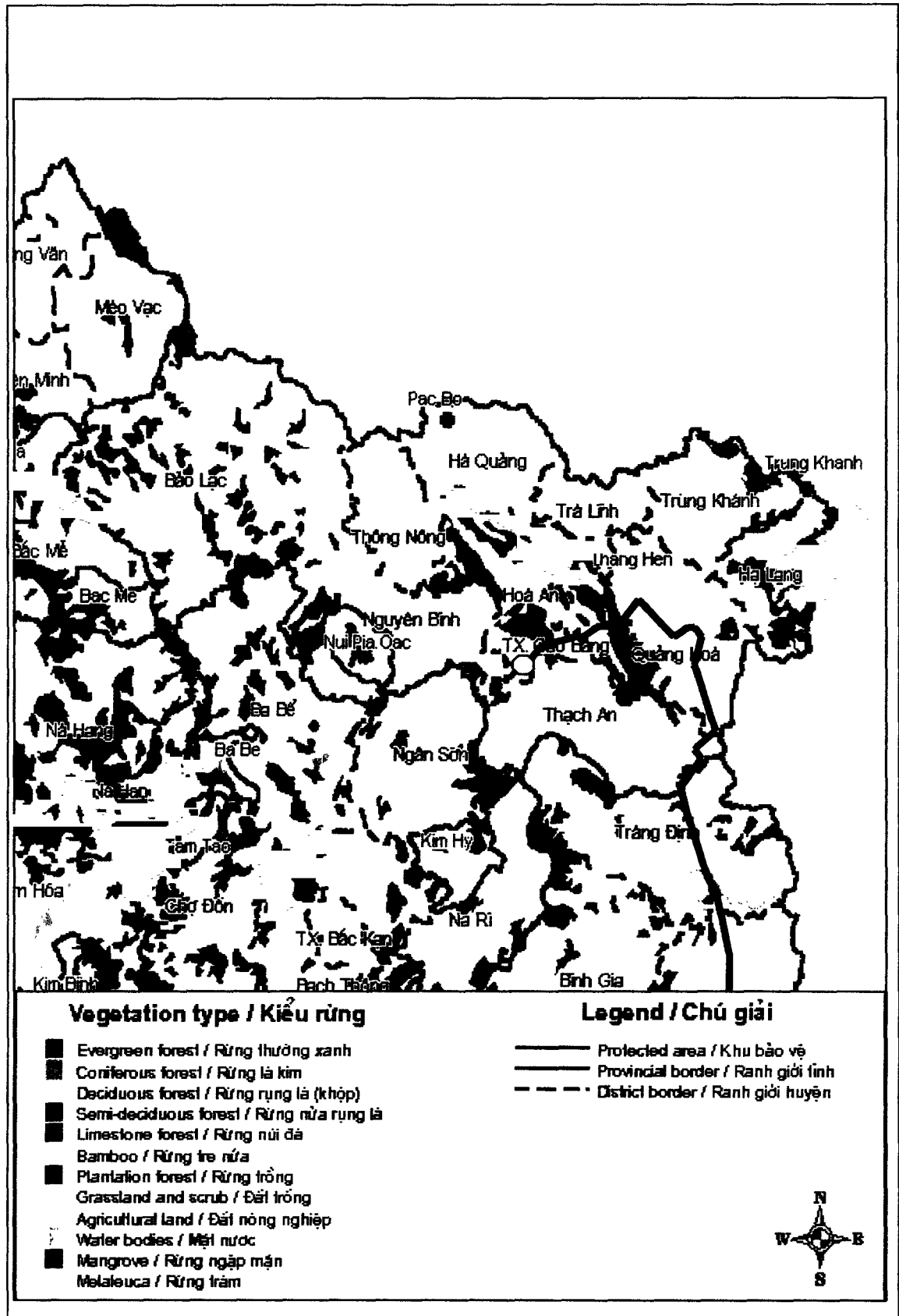
**FIGURE 1 – PROJECT MAP IN LANG SON**

- 110 kV Lang Son – Cao Bang T/L
- 110 kV Lang Son Substation



**FIGURE 2 – PROJECT MAP IN CAO BANG PROVINCE**

- 110kV Lang Son – Cao Bang T/L
- 110 kV Cao Bang Substation.





**APPENDIX 2**  
**POLICY FRAMEWORK FOR COMPENSATION, RESETTLEMENT AND**  
**REHABILITATION**

POLICY FRAMEWORK FOR COMPENSATION, RESETTLEMENT AND  
REHABILITATION OF PROJECT AFFECTED PERSONS

(draft)

TABLE OF CONTENTS

Section 1: Introduction

- A. The Project
- B. Policy Framework
- C. Project Affected People
- D. Principles and Objectives
- E. Inventories
- F. Resettlement Action Plans

Section 2: Institutional and Legal Framework

- A. Institutional Framework
- B. Legal Framework

Section 3: Entitlement Policy

Section 4: People's Participation

Section 5: Baseline Information

- A. Inventories
- B. Resettlement Action Plans

Section 6: Implementation Arrangements

- A. Implementation Schedules
- B. Complaints and Grievances
- C. Supervision, Monitoring and Evaluation

Section 7: Costs and Budget

## SECTION 1 INTRODUCTION

### A. The Project

1. In Vietnam, it is estimated that over 1100 remote mountainous communes or villages, representing about 500,000 households and 3 million people have been identified as outside of the plans for connection to the grid by 2010. The Ministry of Industry (MOI) is coordinating a ten-year program to accelerate renewable electricity for rural electrification and off-grid supply in Vietnam, the Renewable Energy Action Plan (REAP). The World Bank and MOI have agreed to implement several of the activities of the first phase of the REAP as a part of the World Bank/ GEF System Efficiency Improvement, Equitization and Renewables (SEIER) Project. One of the proposed components of the SEIER is a Pilot Community Isolated Grids Based on Hydro. A recent pre-feasibility estimated that small isolated hydro-based mini-grids could supply 300,000 households with electricity. However, in the year 2002, about twenty communes in 3-5 provinces that cannot be connected to the national grid and have potential productive loads, would receive assistance to build and operate hydro/hybrid mini-grids to provide year round power to the community, serving about 10,000 households.

2. The results of census and inventory surveys show that there are two subproject components which would require some land acquisition: (i) upgrading 500 kV and 220 kV transmission systems; (ii) upgrading 110 kV sub-transmission networks supplying rural areas; and no land acquisition by the subcomponent of rehabilitation of existing small hydro plants. For the ownership and implementation arrangements, seven separate RAPs have been prepared for Power Company 1 (PC1); Power Company 2 (PC2); Dong Nai Power (DNP); Power Company 3 (PC3); Central Power Management Board (CPMB); Northern Power Management Board (NPMB), and Southern Power Management Board (SPMB).

3. The subcomponent of community based hybrid renewable energy grids has not been designed at this time yet and therefore land acquisition for this subcomponent (if any) can not be anticipated. If land acquisition is required for this subcomponent, RAP will be prepared by MOI, EVN and cleared by Project Team.

All RAPs of this Project are based on this Resettlement Policy Framework. This policy also will be applied for the subproject components to be constructed in Phu Quoc Island, Kien Giang province.

### B. Policy Framework

4. The principle objective of the Policy Framework is to ensure that all project affected persons (PAP's) will be compensated for their losses at replacement cost and provided with rehabilitation measures to assist them to improve, or at least maintain, their pre-project living standards and income earning capacity.

5. The Policy Framework lays down the principles and objectives, eligibility criteria of PAP's, entitlements, legal and institutional framework, modes of compensation and rehabilitation, peoples participation features and grievances procedures that will guide the compensation, resettlement and rehabilitation of the PAP's.

### C. Project Affected People (PAP's)

6. The PAP's include the following persons to be identified by the baseline information collected for each of the Inventories and Resettlement Action Plans (RAP's) as specified in Section 5 of this Policy Framework:

- (a) persons whose houses are in part or in toto affected (temporarily or permanently) by the Project;
- (b) persons whose premise and/or agricultural land is in part or in toto affected (permanently or temporarily) by the Project;
- (c) persons whose businesses are affected in part or in toto (temporarily or permanently) by the Project; and
- (d) persons whose crops (annual and perennial) and trees are affected in part or in toto by the Project.

#### D. Principles and Objectives

7. The principles outlined in the World Bank's Operational Directives 4.30 have been adopted in preparing this Policy Framework. In this regard the following principles and objectives would be applied:

- (a) Acquisition of land and other assets, and resettlement of people will be minimized as much as possible.
- (b) All PAP's residing, working, doing business or cultivating land in right of way (ROW) of transmission line (T/L), surrounding areas of tower foundation, the substation areas, in the service roads under the Project as of the date of the baseline surveys are entitled to be provided with rehabilitation measures sufficient to assist them to improve or at least maintain their pre-Project living standards, income earning capacity and production levels. Lack of legal rights to the assets lost will not bar the PAP from entitlement to such rehabilitation measures.
- (c) The rehabilitation measures to be provided are: (i) compensation at replacement cost without deduction for depreciation or salvage materials for houses and other structures; (ii) agricultural land for land of equal productive capacity acceptable to the PAP; (iii) replacement of premise land of equal size acceptable to the PAP; (iv) and transfer and subsistence allowances.
- (d) Replacement premise and agricultural land will be as nearby as possible to the land that was lost, and acceptable to the PAP.
- (e) The resettlement transition period will be minimized and the rehabilitation means will be provided to the PAP's no later than one month prior to the expected start-up date of works in the respective Project site.
- (f) Plans for acquisition of land and other assets and provision of rehabilitation measures will be carried out in consultation with the PAP's, to ensure minimal disturbance. Entitlements will be provided by PAP's no later than one month prior to expected start-up of works at the respective project site.

- (g) The previous level of community services and resources will be maintained or improved.
- (h) Financial and physical resources for resettlement and rehabilitation will be made available and as when required.
- (i) Institutional arrangements will ensure effective and timely design, planning, consultation and implementation of the Inventories and RAP's.
- (j) Effective and timely supervision, monitoring and evaluation of the implementation of the Inventories and RAP's will be carried out.

#### E. Short Resettlement Action Plan

8. In case less than 150 people are affected by each sub-project component, a Short Resettlement Action Plan will be prepared by the respective Project Management Board (PMB) and consolidated by EVN, MOI for any given Project Annual Work Program, and furnished to the World Bank for its concurrence.

9. Each Short Resettlement Action Plan will be included: (1) a census survey of displaced persons and valuation of assets; (2) description of compensation and other resettlement assistance to be provided; (3) consultation with displaced people about acceptable alternatives; (4) institutional responsibility for implementation and procedures for grievances redress; (5) arrangements for monitoring and implementation; and (6) a timetable and budget.

10. The Short Resettlement Action Plan will be completed no later than four months prior to the estimated date for commencement of the works under the project. Each Short Resettlement Action Plan will be furnished to the World Bank for consideration no later than three months prior to the actual initiation of the works under the Project. Compensation, resettlement and rehabilitation activities will only commence after the World Bank has found acceptable the respective Short Resettlement Action Plan and the Ministry of Industry (MOI) has approved it. The compensation, resettlement and rehabilitation activities will be completed before awarding the contracts of civil works under each sub-project.

#### F. Full Resettlement Action Plans

11. In case more than 150 people are affected by each sub-project component, a full Resettlement Action Plan will be prepared by the respective Project Management Board (PMB) in accordance with the provisions of this Policy Framework. The RAP will be furnished by PMB under MOI to the World Bank for its concurrence.

12. Each full RAP will include: (1) description of the project; (2) project potential impacts; (3) objective; (4) socio-economic studies; (5) legal framework; (6) institutional framework; (7) eligibility; (8) valuation and compensation for losses; (9) resettlement measures; (10) site selection, site preparation and relocation; (11) housing, infrastructure, and social services; (12) environmental protection and management; (13) participation and consultation; (14) integration with host populations; (15) grievances procedures; (16) organizational responsibilities; (17) implementation schedule; (18) cost and budget; and, (19) monitoring and evaluation.

13. Each RAP will be completed no later than four months prior to the estimated date for commencement of the works. Each RAP will be furnished to the World Bank for consideration no later than three months prior to the actual initiation of the works under the Project.

Compensation, resettlement and rehabilitation activities will only commence after the World Bank has found acceptable the respective RAP and the MOI has approved it. The compensation, resettlement and rehabilitation activities will be completed before awarding contracts of civil works under each sub-project.

## SECTION 2 INSTITUTIONAL AND LEGAL FRAMEWORK

### A. Institutional Framework

14. The responsibility for preparing and implementing the Policy Framework and RAP's are as follows:

- (a) The overall responsibility for enforcement of the Policy Framework and for planning and implementing RAP's rests with PMB of the MOI and EVN. PMB is responsible for preparing Inventories and RAP's and for the day-to-day implementation thereof within their respective jurisdiction. The peoples committees at the commune level will ensure the active and effective participation of the PAP's in the preparation and implementation of RAP's. In order to have RAPs acceptable to the World Bank to implement RAP smoothly, MOI and EVN are responsible for i) hiring qualified consultants to prepare RAPs; ii) appointing qualified social safeguard staff at each PMB.
- (b) Funds for implementing RAP's will be from counterpart funds based on budgetary requirements established by local governments (district and commune peoples committees) in consultation with the PAP's.

### B. Legal Framework

15. The legal framework governing the implementation of this Policy Framework and the Inventories and RAP's are OD 4.30 on Involuntary Resettlement of the World Bank and Vietnamese laws:

The Vietnamese laws, decrees and regulations that have let the preparation of this RAP and warrant its legality are :

- The 1993 Land law of 7/14/1993
- The Government Decree No 22/1998/ND-CP of 4/24/1998 on the compensation for damage when State recover land for National defense, security, national interests and public interests.
- The Circular 145/1998/TT-BTC, November 4<sup>th</sup>, 1999 of the Ministry of Finance
- The Government Decree 54/1999/ND-CP, July 8<sup>th</sup>, 1999 on the protection of the high voltage networks.
- The Government Decree No 64/CP of September 27<sup>th</sup>, 1993 on the distribution agricultural land to the households in long term for the agricultural purpose.

- The Government Decree No 87/ CP of August 17<sup>th</sup>. 1994 on the stipulation of the frame for the price of land types.

- Circulation No 05-BXD-DT of February 9<sup>th</sup>. 1993 on the classification of the house types.

- The Government Decree No 17/2001/ND-CP of May 4<sup>th</sup>. 2001 on the stipulation of procedure of management and using ODA.

16. Article 27 of the Land Law provides that: "In case of utmost necessity, when the State recovers land being used by a land user, for national defense, security, national benefit, or public benefit purposes, the land user shall be given compensation for the damages."

17. Decree No. 87-CP provides for minimum and maximum prices for compensation of different categories of land. These prices have been established for purposes of leasing government land, acquisition of land by government, for tax value for transfer of land use rights and for national and public purposes. The prices established in this Decree are set administratively and may not be adequate for compensating the value of the land lost in accordance with the principles and objectives of this Framework (full replacement cost). There is therefore need for the GOV to issue an special decision providing for the waiver of the provisions of Decree 87/CP and allowing payment of compensation at replacement cost without deduction for depreciation or salvage materials.

18. Decree No. 22-CP, which was passed in April 24, 1998 has significant improvements over earlier decrees. These improvements are as follows: it provides for a wider coverage and increased amounts for transition and moving expenses in relocation; provides for land and cash options for compensation; introduces entitlement for land at above administrative rates in the statement "compensation suitable to the profit-making capability..."; and eligibility for entitlement expanded from legal land users to include: i) "legalizable land users; and ii) those using public right of way can be considered "case by case." However the Decree provides that those without legal rights to the land and houses will not be entitled to compensation. This is contrary to the World Bank's policy OD 4.30. The Decree also provides for compensation to be paid at less than replacement cost without depreciation (Articles 7 and 8). There is therefore need for the GOV to issue an special decision providing for the waiver of the provisions of Articles 7 and 8 of Decree 22/CP.

19. Article 29 of The Government Decree No 17/2001/ND-CP of May 4<sup>th</sup>, 2001 on the stipulation of procedure of management and using ODA states that compensation, land clearance, resettlement for the ODA programs to be implemented according to the laws of Government. In the case of international Agreement signed by State of Viet Nam or GOV which policy on-land clearance, resettlement differ from Viet Nam policy, the policy set forth in the Agreement will be followed.

20. Therefore, in approving this Framework (before the negotiation of the project), the Government grants the above-mentioned required waivers and authorizes MOI, EVN and all of the project provinces to provide: (a) compensation at replacement cost without deduction for depreciation and salvage materials. for land, houses and other assets taken by the project; and (b) to provide compensation and resettlement assistance in lieu of compensation all affected persons regardless of without title to the assets lost.

21. In submitting RAP to the World Bank for clearance, letters of Chairs of Project Provincial People's Committees on agreements in implementing the policy set forth in RAP are required.

### SECTION 3 ENTITLEMENT POLICY

22. PAP's will be entitled to the following types of compensation and rehabilitation measures:

(a) PAP's losing agricultural land and crops

- (i) The general mechanism for compensation of lost agricultural land will be through provision of "land for land" arrangements of equal productive capacity, satisfactory to the PAP.

However, if the PAP prefers to receive cash compensation then the following applies:

- if the portion of the land to be lost represents 25% or less of the total area of the landholding, and the remaining land is still a viable economic holding, cash compensation, at full replacement cost, may be provided to the PAP; or
  - if more than 25% of a villager's agricultural land is acquired and the remaining holding is not viable then the Project will acquire the entire landholding and provide cash compensation at full replacement cost.
- (ii) PAP's will be compensated for the loss of standing crops and fruit or industrial trees at market price. Productive trees will be compensated at replacement cost. Fruit trees will be compensated for the remaining harvests.
- (iii) PAP's whose land is temporarily taken by the works under the each sub-Project will be compensated for their loss of income, standing crops and for the cost of soil restoration and damaged infrastructure. Land will be rehabilitated after the project construction by PMB

(b) PAP's losing residential land and house/structure

- (i) The mechanism for compensating loss of residential land and structures will be: (1) the provision of replacement residential land (house site and garden) of equivalent size, satisfactory to the PAP or cash compensation at replacement cost according to PAPs' options; and (2) cash compensation reflecting full replacement cost of the house/structures, without deduction for depreciation or salvage materials or compensate in kind according to PAPs' options.
- (ii) If residential land is only partially being affected by the Project and the remaining areas are not sufficient for reorganizing PAPs' then at the request of the PAP, the entire residential land will be acquired at full replacement cost.



- (iii) If house/other structure is only partially being affected by the Project and the remaining areas are not convenient to using, the house/ structure will be acquired at full replacement cost, without depreciation.
  - (iv) Tenants, who have leased a house for residential purposes will be provided with a cash grant of six months rental fee at the prevailing market rate in the area, and will be assisted in identifying alternative accommodation.
- (c) PAP's losing business
- (i) The mechanism for compensating loss of business will be: (1) the provision of alternative business site of equal size and accessibility to customers, satisfactory to the PAP; (2) cash compensation for lost business structure reflecting full replacement cost of the structures, without depreciation; and (3) cash compensation for the loss of income during the transition period.
- (d) PAP's will also be provided compensation at full replacement cost, without deduction for depreciation and salvage materials for any other fixed assets affected in part or in toto by the project, such as tombs and water wells, etc.

23. In cases where community infrastructure such as schools, factories, water sources, roads, sewage systems is damaged, PMB of the MOI and EVN will ensure that these would be restored or repaired as the case may be, at no cost to the community.

24. Besides the direct compensation for the losses, PAPs also will be entitled to subsidies/allowances as stipulated in the Decree No.22 of GOV. These subsidies/ allowances are as below:

a) Transportation allowance

According to the Article 17 of Decree 22/1998 CP, all PAP relocating within the province are entitled to a minimum allowance of 1 million VND and maximum of 3 million VND. All PAP relocating out of the province are entitled to a minimum allowance of 3 million VND and maximum of 5 million VND. This subsidy allowance is for the transportation of their salvageable materials and living facilities.

b) Subsistence allowance

According to Article 25 of Decree 22/1998 CP, all relocating PAP shall, for a period of six months receive a cash allowance equal to 30 kg of rice of average price per month for family member. If PAP have to be relocated to another province and the impact is severely, this subsidy period could be for one year.

c) Rehabilitation Allowance

PAPs, who are permanently affected more than 25% of productive land or incomes, will be entitled to trainings or other economic rehabilitation programs: form 1.000.000 to VND1.500.000/HH.

d) Relocation bonus

According to Article 26 of Decree 22/1998 CP, a bonus of 5 mln will be awarded to PAP who dismantle their houses and vacate their premises in accordance with the resettlement schedule of RAP will get a maximum bonus of 5.000.000 VND/ HH.

25. By the nature of the project impacts, the impacted categories are classified into 7 categories. The entitlement matrix is attached (see annex 1)

#### SECTION 4 PEOPLE'S PARTICIPATION

26. The local authorities and its relevant organizations, PAPs and host communities will participate throughout the various stages of the planning and implementation of RAPs. For these purposes and prior to the preparation of RAPs, the PAPs will be fully informed of the provisions of this Policy Framework at public meetings held by the respective PC/PMB.

27. Each PAP will be fully informed and consulted by the relevant District Peoples' Committee and/or Communes Peoples' Committees of their entitlements and rehabilitation choices under the respective RAP.

#### SECTION 5 BASELINE INFORMATION

##### A. Census and Inventory

28. The baseline information will include the following information for each PAP household:

- (a) number of persons and names;
- (b) number, type, and area of the houses lost;
- (c) number and area of all the residential plots lost;
- (d) number, category and area of agricultural land lost;
- (e) quantity and types of crops and trees lost;
- (f) businesses lost including structures, land and other fixed assets;
- (g) productive assets lost as a percentage of total productive assets;
- (h) quantity and category of other fixed assets affected by each sub-Project; and
- (i) temporary damage to productive assets.

The inventory form is attached (see annex 2)

29. The entitlements of assets and land affected are calculated based on the above information. The entitlement form is attached (see annex 3).

##### B. Resettlement Action Plan

30. The baseline information for a RAP will include: a) an Census and Inventory (see above); and b) a detailed socioeconomic survey of all PAP's describing their age, sex, ethnicity, education, occupation, sources of income, and total household income. The form for socioeconomic is attached (see annex 4).

## SECTION 6 IMPLEMENTATION ARRANGEMENTS

### A. Implementation Schedule

31. A detailed implementation schedule of the various activities to be undertaken will be included in each RAP.

32. Payment of compensation and furnishing of other rehabilitation entitlements (in cash or in-kind), and relocation if that be the case, will be completed prior awarding contracts for civil works.

### B. Complaints and Grievances

33. Complaints and grievances related to any aspect of RAP's, including the determined area and price of the lost assets, will be handled as follows:

#### First step:

If any person is aggrieved by any aspect of the resettlement and rehabilitation program, he/she can lodge an oral or written grievance with commune authorities. Commune People's Committee will resolve the issue within fifteen days from the date it receive the complaint.

#### Second step:

If any aggrieved person is not satisfied with the decision in stage 1, he/she can bring the complaint to the District People's Committee (DPC) or District Resettlement Committee (DRC) within fifteen days from the date of the receipt of the decision in stage 1. The District People's Committee (DPC) or District Resettlement Committee (DRC) will reach a decision on the complaint within fifteen days.

#### Third step:

If the PAP is still not satisfied with the decision at district level, he/she can appeal to the Provincial People's Committee (PCC) or Provincial Resettlement Committee (PRC) within 15 days of receiving the decision of the DPC or DRC. The Provincial People's Committee (PRC) or Provincial Resettlement Committee (CRC) will reach a decision on the complaint within fifteen days.

#### Fourth step:

If the PAP is not satisfied with the decision of the Provincial level, the case may be submitted for consideration by the District Court within 15 days of receiving the decision of the PPC or PRC.

34. PAP's will be exempted from all administrative and legal fees.

### C. Supervision, Monitoring and Evaluation

35. Implementation of RAPs will be regularly supervised and monitored by the respective PC/PMB in coordination with the respective District Peoples' Committees and Communes. The findings will be recorded in quarterly reports to be furnished to EVN or MOI.

Internal monitoring and supervision will:

- (a) Verify that the baseline information of all PAP's has been carried out and that the valuation of assets lost or damaged, and the provision of compensation, resettlement and other rehabilitation entitlements has been carried out in accordance with the provisions of this Policy Framework and the respective RAP.
- (b) Oversee that the Inventories and RAP's are implemented as designed and approved.
- (c) Verify that funds for implementing the Inventories and RAP's are provided to the respective PMBs at local level (provincial/district) in a timely manner and in amounts sufficient for their purposes, and that such funds are used by the respective PMB's in accordance with the provisions of RAP.
- (d) Record all grievances and their resolution and ensure that complaints are dealt with in a timely manner.

36. An independent agency or agencies or individual consultant will be retained by PMB of the MOI and EVN to periodically carry out external monitoring and evaluation of the implementation of RAP's. The independent agencies will be academic or research institutions, non-Governmental Organizations (NGO) or independent consulting firms, all with qualified and experienced staff and terms of reference acceptable to the World Bank.

37. In addition to verifying the information furnished in the internal supervision and monitoring reports of the respective PMBs, the external monitoring agency will visit a sample of 20% of household PAPs in each relevant province six months after each RAP implementation to:

- (a) Determine whether the procedures for PAPs participation and delivery of compensation and other rehabilitation entitlements has been done in accordance with this Policy Framework and RAP.
- (b) Assess if the Policy Framework objective of enhancement or at least restoration of living standards and income levels of PAPs have been met.
- (c) Gather qualitative indications of the social and economic impact of Project implementation on the PAPs.
- (d) Suggest modification in the implementation procedures of RAPs, as the case may be, to achieve the principles and objectives of this Policy Framework.

## SECTION 7 COSTS AND BUDGET

38. Each RAP will include detailed cost of compensation and other rehabilitation entitlements and relocation of PAPs, if that be the case, with a breakdown by agricultural land, residential land, business land, houses, businesses and other assets. The cost estimates will make adequate provision for contingencies.

39. Sources of funding for the various RAP activities will be clearly specified in the cost tables. For SEIER sub-projects, funds for implementing RAP's will be from counterpart funds

based on budgetary requirements established by local governments (district and commune peoples committees) in consultation with the PAP's.

Annexes

1. Entitlement Matrix
2. Inventory of Project Affected People
3. Entitlements of Project Affected People
4. Socio-Economic Household Data Sheet of Project Affected People

## ENTITLEMENT MATRIX

## ANNEX I

N°	Type of loss	Application	Definition of entitled PAPs	Compensation Policy	Implementation Issues
1	Temporary acquisition of productive land in ROW	All PAPs have trees, crops, other assets in ROW	PAPs with/without land certificate included in the inventory or able to prove land occupancy prior to cut-off date.	<ul style="list-style-type: none"> <li>- Cash compensation for affected trees at the replacement cost plus cost for cutting trees, crops at market price. Number of crop patterns to be compensated based on the time of temporarily acquired of land.</li> <li>- No compensation for land</li> <li>- Rehabilitate land after the project construction.</li> </ul>	<ul style="list-style-type: none"> <li>- Trees have to be cut are regulated by Article 7 of the Government Decree 54/1999/ND-CP, July 8<sup>th</sup>, 1999 on the protection of the high voltage networks.</li> <li>- PMB and local authorities determine and ensure that compensation for trees will be at the replacement cost and for crops at the market price. If PAP is requested for cutting affected trees, PMB will pay money for this work. PAP has right for using salvageable trees.</li> <li>- Full compensation at least 01 month before land clearance. Payment to PAPs will be delivered by PMB and Resettlement Committees (RCs).</li> <li>- Affected land in ROW will be rehabilitated by contractors after the project construction and land could be used with the restricted purposes.</li> <li>- Finance available for compensation and well information disclose/ disseminate</li> </ul>
2	Temporary acquisition of residential and garden land in ROW without house or structures in ROW	All PAPs with orchards or trees in ROW	-do-	<ul style="list-style-type: none"> <li>- Cash compensation for affected fruit trees and trees at replacement cost.</li> <li>- No compensation for land</li> <li>- Rehabilitate land after the project construction.</li> </ul>	<ul style="list-style-type: none"> <li>- Trees have to be cut are regulated by Article 7 of the Government Decree 54/1999/ND-CP, July 8<sup>th</sup>, 1999 on the protection of the high voltage networks.</li> <li>- PMB and local authorities determine and ensure that compensation for trees will be at the replacement cost. If PAP is requested for cutting affected trees, PMB will pay money for this work. PAP has right for using salvageable trees.</li> <li>- Full compensation to PAPs at least 01 month before land clearance. Affected land in ROW will be rehabilitated by contractors after the project construction</li> <li>- Payment to PAPs will be delivered by PMB and RCs</li> <li>- Finance available for compensation and well information disclose/ disseminate</li> </ul>
3	Temporary impact on residential and garden	All PAPs have	-do-	House/ building: <ul style="list-style-type: none"> <li>- PAP can opt for : i) Remain their houses or</li> </ul>	<ul style="list-style-type: none"> <li>- House and building have to be demolished or could be existed are regulated by Article 8 of the Government Decree</li> </ul>

N°	Type of loss	Application	Definition of entitled PAPs	Compensation Policy	Implementation Issues
	land Partial house/building within ROW (area in ROW less than 25% of total area) and the demolished area does not impact to the remaining house/building. Residential land and garden land outside of ROW is sufficient for re-organizing (more than 60 m <sup>2</sup> in the urban area and 100 m <sup>2</sup> in the rural area).	house/building and trees/fruit trees in ROW		<p>building in ROW with the conditions regulated by Article 8 of the Government Decree 54/1999/ND-CP, July 8<sup>th</sup>, 1999 on the protection of the high voltage networks. Subsidy allowance for fireproof materials and lightning arrestors for the existing house/building; or ii) Cash compensation for the directly affected rooms at the replacement cost and cost for demolishing an affected room.</p> <ul style="list-style-type: none"> <li>- No compensation for land.</li> <li>- Rehabilitate land after the project construction by contractors.</li> </ul> <p><b>Tree and fruit tree</b></p> <ul style="list-style-type: none"> <li>- Compensation for affected trees and fruit trees at the replacement cost.</li> </ul> <p><b>Allowances:</b></p> <ul style="list-style-type: none"> <li>- Relocating allowance of 30 kg of rice equivalent per person per month in six months.</li> </ul>	<p>54/1999/ND-CP, July 8<sup>th</sup>, 1999 on the protection of the high voltage networks.</p> <ul style="list-style-type: none"> <li>- Consultation for PAP's options on remain their house in ROW or move out of ROW.</li> <li>- PMB and local authorities determine and ensure that compensation will be at the replacement cost, without deduction for salvageable materials</li> <li>- PAPs will demolish the impacted part/ room and reconstruct/or improve their houses themselves.</li> <li>- Full compensation for trees and fruit trees at least 01 month before land clearance. If PAP is requested for cutting affected trees, PMB will pay money for this work. PAP has right for using salvageable trees.</li> <li>- Full entitlement to PAPs impacted on house/building at least 03 months before land clearance.</li> <li>- Payment to PAPs will be delivered by PMB and RCs</li> <li>- land in ROW could be used with restricted purposes.</li> <li>- Finance available for compensation and well information disclose/ disseminate</li> </ul>
4	Temporary impact on residential and or garden land. Impact more than 25% or less than 25% of total house/building area but the demolished area will impact to the remaining of house/structure. Land outside of ROW is sufficient for reorganizing ( more than 60 m2 in the urban area and 100 m2 in the rural area).	All PAPs have house/building and trees/fruit trees in ROW	-do-	<p><b>House/ building:</b></p> <ul style="list-style-type: none"> <li>- PAP can opt for : i) Remain their houses or building in ROW with the conditions regulated by Article 8 of the Government Decree 54/1999/ND-CP, July 8<sup>th</sup>, 1999 on the protection of the high voltage networks. Subsidy allowance for fireproof materials and lightning arrestors for the existing house/building; or ii) Cash compensation at replacement cost for full areas of impacted house/building.</li> <li>- No compensation for land.</li> <li>- Rehabilitate land after the project construction by contractors.</li> </ul> <p><b>Tree and fruit tree</b></p>	<ul style="list-style-type: none"> <li>- House and building have to be demolished or could be existed are regulated by Article 8 of the Government Decree 54/1999/ND-CP, July 8<sup>th</sup>, 1999 on the protection of the high voltage networks.</li> <li>- Consultation for PAP's options on remain their house in ROW or move out of ROW</li> <li>- PMB and local authorities determine and ensure that compensation will be replacement cost at the time of payment.</li> <li>- PAPs will demolish the impacted areas and reconstruct/or improve their houses themselves.</li> <li>- Full compensation for trees and fruit trees to PAPs at least 01 month before land clearance. If PAP is requested for cutting affected trees, PMB will pay money for this work. PAP has right for using salvageable trees.</li> <li>- Full compensation for impacted house and allowances to</li> </ul>

N°	Type of loss	Application	Definition of entitled PAPs	Compensation Policy	Implementation Issues
				<ul style="list-style-type: none"> <li>- Compensation for affected trees and fruit trees at the replacement cost.</li> <li>Allowances:</li> <li>- relocating allowance of 30 kg of rice equivalent per person per month in six months.</li> </ul>	<ul style="list-style-type: none"> <li>PAPs at least 03 months before land clearance.</li> <li>- Payment to PAPs will be delivered by PMB and RCs</li> <li>- Cleared residential could be reused with restricted purposes.</li> <li>- Finance available for compensation/ rehabilitation and well information disclose/ disseminate</li> </ul>
5	<p>Temporary impact on residential and or garden land in ROW. Full or partial house/building impacted and land outside of is not sufficient for reorganizing (less than 60 m<sup>2</sup> in the urban area and 100 m<sup>2</sup> in the rural area)</p>	<p>All PAPs have house/building and trees, fruit trees in ROW</p>	<p>-do-</p>	<p>PAPs can opt for one of the followings:</p> <ul style="list-style-type: none"> <li>i) Remain their houses or building in ROW with the conditions regulated by Article 8 of the Government Decree 54/1999/ND-CP, July 8<sup>th</sup>, 1999 on the protection of the high voltage networks. Subsidy allowance for fireproof materials and lightning arrestors for the existing house/building; or</li> <li>ii) Cash compensation for the whole residential area which PAP occupied (not only for the impacted areas) and properties associated with occupied land at replacement cost. Impacted land will be obtained by local authorities; or</li> <li>ii) "Land for land" with the same area PAP occupied and cash at replacement cost for the affected assets associated with land. Land occupied by PAP will be obtained by local authorities.</li> </ul> <ul style="list-style-type: none"> <li>- Compensation for affected trees and fruit trees at the replacement cost.</li> <li>Allowances:</li> <li>- Relocating allowance of 30 kg of rice equivalent per person per month in six months</li> <li>- Transportation allowance for relocating PAP according to the Compensation Decree 22/1998 CP dated April 22, 1998 of GOV.</li> <li>- Rehabilitation assistance if PAPs permanently losing business or more than 25%</li> </ul>	<ul style="list-style-type: none"> <li>- House and building have to be demolished or could be existed are regulated by Article 8 of the Government Decree 54/1999/ND-CP, July 8<sup>th</sup>, 1999 on the protection of the high voltage networks.</li> <li>- Consultation for PAP's options on remain their house in ROW or move out of ROW</li> <li>- PMB and local authorities determine and ensure that compensation will be at replacement cost at the time of payment.</li> <li>- Replacement land, and resettlement sites development.</li> <li>- PAP receive</li> <li>- PAPs receiving compensation will demolish the impacted areas and reconstruct/or improve their houses themselves.</li> <li>- Full compensation for trees and fruit trees to PAPs at least 01 month before land clearance. If PAP is requested for cutting affected trees, PMB will pay money for this work. PAP has right for using salvageable trees.</li> <li>- Full compensation for land impacted house and allowances to PAPs at least 05 months before land clearance.</li> <li>- Payment to PAPs will be delivered by PMB and RCs</li> <li>- Cleared residential could be used with restricted purposes.</li> <li>- Finance/ land available for compensation/ rehabilitation and well information disclose/ disseminate.</li> <li>- PMB consult with PAP who are eligible to rehabilitation for their options and prepare proposal for rehabilitation programs in the period of RAP implementation.</li> </ul>



N°	Type of loss	Application	Definition of entitled PAPs	Compensation Policy	Implementation Issues
				<p>of their incomes.</p> <ul style="list-style-type: none"> <li>- Incentive for relocating in a timely manner: 5,000,000 VND/III</li> </ul>	
6	Permanent acquisition of land for tower foundations, substation and access roads etc.	All PAPs occupied land and properties associated with land permanently impacted by towers foundations, substation and access roads etc.	-do-	<p><i>For PAP losing productive land:</i></p> <p><i>a. Land loss less than 25% of their total landholdings</i></p> <ul style="list-style-type: none"> <li>- Cash compensation for the lost area if the remaining plot is still economically viable.</li> <li>- Cash compensation for the whole impacted plot if the remaining plot is not economically viable.</li> <li>- Cash compensation for properties associated with land</li> </ul> <p><i>b. Land loss equal or more than 25% of their total landholdings:</i></p> <p>PAP can opt for the followings:</p> <p>i) "Land for land" with the same area and productive of impacted area if the remaining plots are still economicviable and for the whole impacted plots if the remaining plots are not economicviable.</p> <p>ii) Cash for land at the replacement cost.</p> <ul style="list-style-type: none"> <li>- Compensation for trees and affected fruit trees at the replacement cost.</li> <li>- Rehabilitation assistance.</li> </ul> <p><i>For PAP losing Residential and garden land:</i></p> <ul style="list-style-type: none"> <li>- If remaining land is sufficient for reorganizing (more than 60 m2 in the urban area and 100 m2 in the rural area): Cash compensation for lost area and assets associated with land.</li> <li>- If remaining land is not sufficient for reorganizing:</li> </ul>	<ul style="list-style-type: none"> <li>- Consultation for PAP's options on land compensation.</li> <li>- PMB and local authorities determine and ensure that compensation will be at replacement cost at the time of payment.</li> <li>- Replacement land, and resettlement sites development.</li> <li>- PAPs receiving compensation will demolish the impacted areas and reconstruct/or improve their houses themselves.</li> <li>- Full compensation for trees and fruit trees to PAPs at least 01 month before land clearance. If PAP is requested for cutting affected trees, PMB will pay money for this work. PAP has right for using salvageable trees.</li> <li>- Full compensation for impacted house and allowances to PAPs at least 05 months before land clearance.</li> <li>- No award civil work contract before completion of compensation and reorganizing houses or relocation.</li> <li>- Payment to PAPs will be delivered by PMB and RCs</li> <li>- Finance/ land available for compensation/ rehabilitation and well information disclose/ disseminate.</li> <li>- PMB consult with PAP who are eligible to rehabilitation for their options and prepare proposal for rehabilitation programs in the period of RAP implementation.</li> <li>- PAPs will be granted with Land Use Right Certificate without payment of administrative fees.</li> </ul>

N°	Type of loss	Application	Definition of entitled PAPs	Compensation Policy	Implementation Issues
				<p>PAP can opt for i) cash compensation at replacement cost for land and assets on land, or ii) "land for land" compensation for the whole residential area which PAP occupied (not only for the impacted areas) and properties associated with occupied land. For affected house and building, the same entitlement to PAP of categories 3 or 4 or 5.</p>	
7	PAP impacted on business or other services	All PAPs impacted on business and other services	-do-	<p>(a) Temporary impact on business or other services.            Compensation for income lost in the affected time</p> <p>(b) Permanent impact on business or other services.            Rehabilitation assistance.</p>	<p>- Full compensation for incomes lost to PAPs at least 01 month before land clearance.            - PMB consult with PAP who are eligible to rehabilitation for their options and prepare proposal for rehabilitation programs in the period of RAP implementation.</p>

Vietnam: SEIER Project  
Inventory of Project Affected People

Province: \_\_\_\_\_

District: \_\_\_\_\_

Commune: \_\_\_\_\_

Survey No	Name of Head of Household	No. of persons in Household	Total Landholding of Household in M <sup>2</sup>	Land to be Acquired in M <sup>2</sup> by Type	Loss as % of total	Loss of Assets				Loss of Crops			Loss of Other assets	Other Losses			Temporary Losses (specify)
						Number and type of lost structures	Structures permanent (M <sup>2</sup> )	Structures temporary (M <sup>2</sup> )	Area of residential land lost (M <sup>2</sup> )	Fruit trees lost Type and Number	Paddy area (M <sup>2</sup> )	Other (Specify)	Eg., Tombs, well, etc. (No. & type)	Residence (rented)	Business Lost	Income Loss	





**APPENDIX 3**  
**ENTITLEMENT MATRIX**

**TABLE OF ENTITLEMENT MATRIX**

N <sup>o</sup>	Type of loss	Application	Compensation Policy	Implementation issues
1	Temporary acquisition of productive land in ROW	<ul style="list-style-type: none"> <li>- All PAPs have trees, crops, other assets in ROW</li> <li>- PAPs with/without land certificate included in the inventory or able to prove land occupancy prior to cut-off date.</li> </ul> <p>1,396 HHs (5,990 people)</p>	<ul style="list-style-type: none"> <li>- Cash compensation for affected trees at the replacement cost plus cost for cutting trees, crops at market price. Number of crop patterns to be compensated based on the time of temporarily acquired of land.</li> <li>- No compensation for land</li> </ul> <p>Rehabilitate land after the project construction.</p>	<ul style="list-style-type: none"> <li>- Trees have to be cut are regulated by Article 7 of the Government Decree 54/1999/ND-CP, July 8<sup>th</sup>, 1999 on the protection of the high voltage networks.</li> <li>- PMB and local authorities determine and ensure that compensation for trees will be at the replacement cost and for crops at the market price. If PAP is requested for cutting affected trees, PMB will pay money for this work. PAP has right to use salvageable trees.</li> <li>- Full compensation at least 01 month before land clearance Payment to PAPs will be delivered by PMB and Resettlement</li> <li>- Affected land in ROW will be rehabilitated by contractor after the project construction and land could be used with the restricted purposes.</li> <li>- Finance available for compensation and well information</li> </ul>
2	Temporary acquisition of residential and garden land in ROW without house or structures in ROW	<p>All PAPs with orchards or trees in ROW</p> <p>Nil</p>	<ul style="list-style-type: none"> <li>- Cash compensation for affected fruit trees and trees at replacement cost.</li> <li>- No compensation for land</li> </ul>	<ul style="list-style-type: none"> <li>- Trees have to be cut are regulated by Article 7 of the Government Decree 54/1999/ND-CP, July 8<sup>th</sup>, 1999 on the protection of the high voltage networks.</li> <li>- PMB and local authorities determine and ensure that compensation of the high voltage networks.</li> <li>- Full compensation to PAPs at least 01 month before land clearance. Affected land in ROW will be rehabilitated by contractors after the project</li> <li>- Payment to PAPs will be delivered by PMB and RCs</li> <li>- Finance available for compensation. And well information</li> </ul>
3	Temporary impact on residential and garden land. Partial house/building within ROW (area in ROW less than 25% of total area) and the demolished area does not impact to the remaining house/building Residential land and garden land outside of ROW is sufficient for re-organizing (more than 60m <sup>2</sup> in the urban area and 100m <sup>2</sup> in the rural area).	<p>All PAPs have house/building and trees/fruit trees in ROW</p> <p>25HHs ( 108 people )</p>	<p>House/building :</p> <p>For less 110kV line:</p> <ul style="list-style-type: none"> <li>- PAP can opt for: i) remain their houses or building in ROW with the conditions regulated by Article 8 of the Government Decree 54/1999/ND-CP, July 8<sup>th</sup>, 1999 on then protection of the high voltage networks. Subsidy allowance for fireproof materials and lightning arrestors for the exiting house/building; or ii) Cash compensation for the directly affected rooms at the replacement cost and cost for demolishing an affected</li> <li>- No compensation for land</li> <li>- Tree and fruit tree: compensation for affected and fruit trees at the replacement</li> </ul>	<ul style="list-style-type: none"> <li>- House and building have to be demolished or could be existed are regulated by Article 8 of the Government Decree 54/1999/ND-CP, July 8<sup>th</sup>, 1999 on the protection of the high voltage networks.</li> <li>- Consultation for PAP's options on remain their house in ROW or more out of ROW</li> <li>- PMA and local authorities determine and ensure that compensation will be at the replacement cost, without deduction for salvageable materials.</li> <li>- PAPs will demolish the impacted part/room and reconstruct/or improve their houses themselves.</li> <li>- Full compensation for trees and fruit trees at least 01 month before land clearance.</li> </ul>

N <sup>o</sup>	Type of loss	Application	Compensation Policy	Implementation issues
			<ul style="list-style-type: none"> <li>- Allowances: Relocating allowance of 30 kg of rice equivalent per person per month in six months.</li> </ul>	<ul style="list-style-type: none"> <li>- Full entitlement to PAPs impacted on house/building at least 03 months before land clearance.</li> <li>- Payment to PAPs will be used delivered by PMB and RCs.</li> <li>- Land in ROW could be used with restricted purposes.</li> <li>- Finance available for compensation and well information</li> </ul>
4	<p>Temporary impact on residential and or garden land. Impact more than 25% or less than 25% of total house/building area but the demolished area will impact to the remaining of house/structure. Land outside of ROW is sufficient for reorganizing (more than 60m<sup>2</sup> in urban area and 100m<sup>2</sup> in rural area)</p>	Nil	<p>House/building:</p> <ul style="list-style-type: none"> <li>- PAP can opt for:               <ul style="list-style-type: none"> <li>i) Remain their houses or building in ROW with the conditions regulated by Article 8 of the Government Decree 54/1999/ND-CP, July 8<sup>th</sup>, 1999 on the protection of the high voltage networks. Subsidy allowance for fireproof materials and lighting arrestors for the existing house/building; or</li> <li>ii) Cash compensation for the directly affected rooms at the replacement cost and cost for demolishing an affected room.</li> </ul> </li> <li>- No compensation for land</li> <li>- Rehabilitate land after the project construction by contractors.</li> </ul> <p><b>Trees and Orchard trees:</b></p> <ul style="list-style-type: none"> <li>- Compensation for affected trees and orchard trees at replacement cost</li> </ul> <p><b>Allowances:</b></p> <ul style="list-style-type: none"> <li>- Relocating allowance of 30kg of rice equivalent per person per month on six</li> </ul>	<ul style="list-style-type: none"> <li>- PMA and local authorities determine and ensure that compensation will be at the replacement cost, without deduction for salvageable materials.</li> <li>- PAPs will demolish the impacted part/room and reconstruct/or improve their houses themselves.</li> <li>- Full compensation for trees and fruit trees at least 01 month before land clearance.</li> <li>- Full entitlement to PAPs impacted on house/building at least 03 months before land clearance.</li> <li>- Payment to PAPs will be used delivered by PMB and RCs.</li> <li>- Land in ROW could be used with restricted purposes.</li> <li>- Finance available for compensation and well information</li> </ul>
5	<p>Temporary impact on residential and/or garden land in ROW. Full or partial house/building impacted and land outside of is not sufficient for reorganizing (less than 60m<sup>2</sup> in the urban area</p>	<p>All PAPs have house/building and trees, fruit trees in ROW PAPs can opt for one of the followings: Nil</p>	<ul style="list-style-type: none"> <li>- PAP can opt for one of the following:               <ul style="list-style-type: none"> <li>i) Cash compensation for the whole residential area which PAP occupied (not only for the impacted areas) and properties associated with occupied land at replacement cost. Impacted land will be obtained by local</li> </ul> </li> </ul>	<ul style="list-style-type: none"> <li>- House and building have to be demolished or could be existed are regulated by Article 8 of the Government Decree 54/1999/ND-CP, July 8<sup>th</sup>, 1999 on the protection of the high voltage networks.</li> <li>- Consultation for PAP's options on remain their house in ROW or more out of ROW</li> </ul>



N <sup>o</sup>	Type of loss	Application	Compensation Policy	Implementation issues
	and 100m <sup>2</sup> in the rural area)		ii) "Land for land" with the same area PAP occupied and cash at replacement cost for the affected assets associated with land. Land occupied by PAP will be obtained by local authorities - Compensation for affected trees and orchard trees at replacement cost <b>Allowances:</b> - Relocating allowance of 30kg of rice equivalent per person per month on six - Transportation allowance for relocating PAP according to the Compensation Decree 22/1998 CP of 22, April 1998 of the - Rehabilitation assistance if PAPs permanently losing businesses or more than 25% of their incomes.	- PMB and local authorities determine and ensure that compensation will be at the replacement cost, without deduction for salvageable materials. - Replacement land, and resettlement sites development. - PAPs receiving compensation will demolish the impacted area and reconstruct/or improve their houses themselves. - Full compensation for trees and fruit trees at least 01 month before land clearance. - Full entitlement to PAPs impacted on house/building at least 03 months before land clearance. - Payment to PAPs will be used delivered by PMB and RCs. - Cleared residential could be used with restricted purposes. - Finance available for compensation and well information - PMB consult with PAPs who are eligible to rehabilitation for their options and prepare proposal for rehabilitation programs in the period of RAP implementation.
6	Permanent acquisition of land for tower foundation, substation and access roads etc.	All PAPs occupied land and properties associated with land permanently impacted by foundations, substation and access roads. etc. 307 HHs (1,317 people )	<b>For PAP losing productive land:</b> <i>a. Land loss less than 25% of their total landholdings</i> - Cash compensation for the lost area if the remaining plot is still economically viable. - Cash compensation for the whole impacted plot if the remaining plot is no economically viable. - Cash compensation for properties associated with land <i>b. Land loss less than 25% of their total landholdings</i> i) "Land for land" with the same area and productive or impacted area if the remaining plots are still economicviable and for the whole impacted plots if the remaining plots are not economicviable ii) Cash for land at replacement cost	- Consultation for PAP's options on land compensation. - PMB and local authorities determine and ensure that compensation will be at the replacement cost. - Replacement land, and resettlement site development. - PAPs receiving compensation will demolish the impacted area and reconstruct/or improve their houses themselves. - Full compensation for trees and fruit trees at least 01 month before land clearance. - Full compensation for impacted house and allowance to PAPs at least 05 months before land clearance. - Payment to PAPs will be used delivered by PMB and RCs. - Finance available for compensation and well information

N°	Type of loss	Application	Compensation Policy	Implementation issues
			<ul style="list-style-type: none"> <li>- Compensation for trees and affected fruit trees at the replacement cost.</li> <li>- Rehabilitation assistance</li> <li><b><i>For PAP losing Residential and garden</i></b></li> <li>- If remaining land is sufficient for reorganizing (more than 60m2 in the urban area and 100m2 in the rural area): Cash compensation for lost area and assets</li> <li>- If remaining land is not sufficient for reorganizing: PAP can opt for i) cash compensation at replacement cost for land and assets on land, or ii) "land for land" compensation for the whole residential area which PAP occupied (not only for the impacted areas), the same entitlement to PAP of categories 3 or 4 or 5.</li> </ul>	<ul style="list-style-type: none"> <li>- PMB consult with PAPs who are eligible to rehabilitation for their options and prepare proposal for rehabilitation programs in the period of RAP implementation.</li> </ul>
7	PAP impacted on business or other services	All PAPs impacted on business and other services Nil	- do -	<ul style="list-style-type: none"> <li>- Full compensation for incomes lost to PAPs at least 01 month before land clearance</li> <li>- PMB consult with PAPs who are eligible to rehabilitation for their options and prepare proposal for rehabilitation programs in the period of RAP implementation.</li> </ul>

*Note : There are PAPs that fallen in more than one impacted category*

**APPENDIX 4**  
**AGREEMENT ON TRANSMISSION LINE ROUTES**

**ỦY BAN NHÂN DÂN  
TỈNH CAO BẰNG**

**CỘNG HOÀ XÃ HỘI CHỦ NGHĨA VIỆT NAM  
Độc lập-Tự do-Hạnh phúc**

Số: 596 / UB-CN

Cao Bằng, ngày 25 tháng 7 năm 2003

V/v: Thoả thuận phương án tuyến  
đường dây 110KV Lạng Sơn-Cao Bằng

**Kính gửi : Tổng công ty Điện lực Việt Nam**

Ủy ban nhân dân tỉnh Cao Bằng đã nhận được Văn bản số: 3158/CV-EVN-TĐ ngày 17/7/2003 của Tổng công ty Điện lực Việt Nam V/v thoả thuận phương án tuyến đường dây 110KV Lạng Sơn - Cao Bằng. UBND tỉnh xin có ý kiến như sau:

Trong hai phương án dự kiến của Tổng công ty Điện lực Việt nam tại văn bản trên, Ủy ban nhân dân tỉnh nhất trí chọn phương án 1 là: Từ tỉnh Lạng Sơn tới huyện Thạch An - huyện Phục Hoà - huyện Quảng Uyên - thị xã Cao Bằng. Phương án này phù hợp với Quy hoạch phát triển lưới điện tỉnh Cao Bằng.

Ủy Ban nhân dân tỉnh rất mong Tổng công ty Điện Lực Việt Nam. Công ty Điện lực 1 sớm triển khai dự án theo phương án trên để cung cấp điện liên tục, đủ công suất nhằm tạo điều kiện cho phát triển kinh tế-xã hội của Tỉnh trong những năm tới. ~~Cru~~

**Nơi nhận:**

- Như trên.
- Công ty Điện lực 1,
- Sở Công nghiệp-TTCN,
- Điện lực Cao Bằng,
- Trung tâm Tư vấn Điện lực 1,
- VP: CVP, PVP TH. CV: CN,
- Lưu: VT.

**TM. UBND TỈNH CAO BẰNG  
KT. CHỦ TỊCH  
PHÓ CHỦ TỊCH**

  
**Nông Văn Páo**

ỦY BAN NHÂN DÂN  
TỈNH LẠNG SƠN

CỘNG HOÀ XÃ HỘI CHỦ NGHĨA VIỆT NAM  
ĐỘC LẬP - TỰ DO - HẠNH PHÚC

Số: 439 / CV-UB-KT

Lạng Sơn, ngày 27 tháng 10 năm 2003

V/v: Tra lời thoả thuận tuyến  
ĐZ 110 KV Lạng Sơn - Cao Bằng.

**Kính gửi: TỔNG CÔNG TY ĐIỆN LỰC VIỆT NAM**

Ủy ban Nhân dân Tỉnh Lạng Sơn đã nhận được công văn số 4641/CV-EVN-TĐ ngày 14/10/2003 của Tổng Công ty Điện lực Việt nam về việc “Thoả thuận tuyến đường dây 110 kV Lạng Sơn - Cao Bằng”

Sau khi xem xét, Ủy ban Nhân dân tỉnh Lạng sơn có ý kiến như sau:

- Đồng ý với Tổng Công ty điện lực Việt nam về hướng tuyến đường dây 110 KV Lạng Sơn – Cao Bằng do Trung tâm tư vấn xây dựng điện thuộc Công ty điện lực I lập

- Trong quá trình lập Thiết kế kỹ thuật, thi công, đề nghị Tư vấn thực hiện đảm bảo quy định tại các khoảng vượt và đi cạnh đường sắt, đường bộ theo các quy phạm hiện hành.


- Ủy ban nhân dân tỉnh Lạng Sơn đề nghị Tổng Công ty điện lực Việt nam sớm triển khai dự án tuyến đường dây Đông Mỏ-Văn Quan –Bình Gia –Bắc Sơn theo quy hoạch cải tạo và phát triển lưới điện tỉnh Lạng Sơn giai đoạn 2000-2005 đã được Bộ Công nghiệp phê duyệt tại quyết định 3408/Q

Vậy UBND tỉnh Lạng Sơn xin trân trọng thông báo để Tổng công ty Điện lực Việt nam biết và thực hiện./.

**KT.CHỦ TỊCH UBND TỈNH LẠNG SƠN**

Nơi nhận:

- Như KG.
- Trung tâm TVĐLI
- Lưu VP. KT.



Phó Chủ tịch

Phùng Văn Mục

BỘ QUỐC PHÒNG

\*\*\*

Số 3543 /QP

CỘNG HÒA XÃ HỘI CHỦ NGHĨA VIỆT NAM

Độc lập - Tự do - Hạnh phúc

Ngày 08 tháng 9 năm 2003

V/v phương án tuyến đường  
dây 110 kV Lạng Sơn - Cao Bằng

Kính gửi : Tổng Công ty Điện lực Việt Nam

Sau khi nghiên cứu công văn số 3160/CV-EVN-TĐ ngày 17/ 7/ 2003 và sơ đồ mặt bằng tuyến số ĐD110KV LS-CB - 02 ngày 20/6/2003 của Tổng Công ty Điện lực Việt Nam về việc đề nghị Bộ Quốc phòng có văn bản thoả thuận phương án tuyến đường dây 110 kV Lạng Sơn - Cao Bằng, Bộ Quốc phòng có ý kiến như sau:

Dự án xây dựng tuyến đường dây 110 kV Lạng Sơn - Cao Bằng được thực hiện tạo nên mạng lưới điện khép kín 2 điểm cuối đường điện 110kV, duy trì ổn định nguồn điện cho tỉnh Lạng Sơn và tỉnh Cao Bằng. Đặc biệt, phương án chọn dự kiến xây dựng đường cấp điện cho các huyện miền núi, huyện giáp biên giới tỉnh Cao Bằng, góp phần thúc đẩy nhanh phát triển kinh tế-xã hội khu vực.

Để kết hợp chặt chẽ hai nhiệm vụ chiến lược phát triển kinh tế và củng cố quốc phòng an ninh, Bộ Quốc phòng đề nghị khi thực hiện dự án, Tổng Công ty Điện lực Việt Nam cần chỉ đạo:

+ Trên địa bàn tỉnh Lạng Sơn đoạn G30 toạ độ ( 37.68.7 ) đến G31 ( 38.67.8 ) ảnh hưởng đến công trình quốc phòng của Ban Chỉ huy Quân sự huyện Văn Lãng, tuyến phải điều chỉnh G30 về phía Tây, toạ độ ( 38 000 . 67 180 ). Các điểm còn lại đều bám theo trục đường 4A ở các bình độ thấp, không ảnh hưởng đến nhiệm vụ quốc phòng, có thể thực hiện được. ( có sơ đồ vị trí đoạn điều chỉnh G30 kèm theo )

+ Trên địa bàn tỉnh Cao Bằng hướng tuyến chạy dọc theo trục đường Quốc lộ 4A và Đường 205 có đoạn nắn tuyến đường dây đi qua sườn các điểm cao và các yên ngựa những khu vực đã sử dụng cho nhiệm vụ quốc phòng. Khi thi công xây dựng, Chủ dự án phối hợp chặt chẽ với cơ quan quân sự địa phương, điều chỉnh vị trí chân cột điện tại các điểm cao và các yên ngựa để không làm ảnh hưởng đến thực hiện nhiệm vụ quốc phòng.

+ Để đảm bảo bí mật cho nhiệm vụ quốc phòng, tuyến đường dây đi qua thuộc các huyện biên giới, việc thi công phải do người trong Nước thực hiện, không liên doanh, liên kết với nước ngoài.

Bộ Quốc phòng uỷ nhiệm cho Quân khu 1 làm việc cụ thể với Chủ dự án khi triển khai xây dựng, cùng xem xét giải quyết những nội dung liên quan tới quốc phòng - an ninh trong khu vực. Những vấn đề vượt quá thẩm quyền Quân khu 1 báo cáo xin ý kiến chỉ đạo của Bộ Quốc phòng./.

Nơi nhận

- Như trên
- Bộ tổng tham mưu
- Quân khu 1
- Cục Tác chiến
- Lưu(2b)

KT. BỘ TRƯỞNG BỘ QUỐC PHÒNG  
THỨ TRƯỞNG



Thượng tướng  
PHÙNG QUANG THANH

**APPENDIX 5**  
**MINUTES OF COMMUNITY MEETINGS**

Cộng hoà xã hội chủ nghĩa Việt nam  
Độc lập - Tự do - Hạnh phúc  
-----o0o-----

BIÊN BẢN HỌP DÂN

Hôm nay, ngày 22, tháng 01, năm 2005

I. ĐẠI DIỆN TRUNG TÂM TƯ VẤN :

Ông : Tô Hiến Sơn ..... Chức vụ : Phó Giám đốc  
Ông : Nguyễn Đức Vinh ..... Chức vụ : Chủ nhiệm đề án  
Ông : Trần Anh Tuấn ..... Chức vụ : CB thiết kế

II. ĐẠI DIỆN ĐỊA PHƯƠNG :

Ông : Nông Văn Hải ..... Chức vụ : CT UBND xã  
Ông : Nông Văn Đài ..... Chức vụ : CB địa chính xã  
Ông : ..... Chức vụ : .....  
Ông : ..... Chức vụ : .....

III. ĐẠI DIỆN CÁC HỘ BỊ ẢNH HƯỞNG :

Ông : Nông Văn Tùng ..... Địa chỉ Ban Kinh  
Số hộ bị ảnh hưởng tham dự : 20/32 hộ  
Tại UBND xã (phường) Quất Điền ..... các bên đã tổ chức họp về kế hoạch đền bù tái định cư của công trình : “ Đường dây 110kV Lạng Sơn - Cao Bằng ”

Các đơn vị thống nhất ý kiến như sau:

- Đền bù ảnh hưởng vị trí cột và hành lang đường điện (39.000 m<sup>2</sup>)
- Khả lượng đền bù xác định chính xác khi làm mới thi công.

Các hộ bị ảnh hưởng thống nhất ý kiến như sau :

- Đền bù theo đơn giá của UBND tỉnh tại thời điểm thi công.
- Khi thi công phải có biện pháp để giảm thiểu thiệt hại cho người dân.
- Khi thi công phải có giám sát của địa phương, chính quyền địa phương.

Danh sách các hộ bị ảnh hưởng kèm theo.

Đại diện Địa phương    Đại diện các hộ bị ảnh hưởng    Đại diện TT tư vấn XD ĐL

Châu Đức

Tùng

Aluan

Nông Văn Hải

Nông Văn Tùng

Nông Văn Hải



**APPENDIX 6**  
**SAMPLE OF 'QUESTIONNAIRE'**

CỘNG HOÀ XÃ HỘI CHỦ NGHĨA VIỆT NAM  
ĐỘC LẬP - TỰ DO - HẠNH PHÚC

\*\*\*\*

Ngày... Tháng 1... năm 2009...

BẢNG HỎI ĐIỀU TRA KINH TẾ - XÃ HỘI HỘ GIA ĐÌNH BỊ ẢNH HƯỞNG

(Tiểu dự án bổ sung thuộc sửa đổi hiệp định tín dụng" Truyền tải, phân phối và khắc phục thiên tai 3034-VN)

CÔNG TRÌNH : ĐƯỜNG DÂY 110KV LẠNG SƠN - CAO BẰNG

I/ Điều tra về kinh tế

A. ĐIỀU TRA SỐ HỘ GIA ĐÌNH

1. Tên chủ hộ : ... Lang Văn Po..... Nam/nữ : ... Nam..... Dân tộc : ... Tay.....  
2. Địa chỉ : ... Phai Cầu..... xã ... Thủy Hưng..... Huyện ... Cao Lỗ..... Tỉnh..... Lạng Sơn  
3. Thành viên trong hộ ( những người phụ thuộc và chung kinh tế của gia đình )

TT	Họ và tên	Quan hệ với chủ hộ	Tuổi	Giới tính	Dân tộc	Nghề nghiệp	Trình độ văn hoá	Thu nhập
	Nguyễn Thị Lai	Vợ	55	Nữ	Tay	Làm ruộng		
	Lang Văn Ninh	Con	25	Nam	Tay	—	9/12	
	Lang Văn Minh	Con	23	Nam	Tay	—	9/12	

B. NHÀ Ở VÀ ĐẤT ĐAI

4. Tổng diện tích nhà ở của ông (bà) : 120.. m2 Loại nhà : ... Ngói.....

- Nền nhà : ... Xi măng.....  
- Tường nhà : ... gạch.....  
- Mái : ... tôn.....

5. Các công trình phụ :

- Bếp : ... gỗ..... - Cáp nhà bếp : ... 4.....  
- Sân : ..... - Vật liệu : ... Gạch.....

6. Tổng diện tích các loại của gia đình

- Đất thổ cư : 250.....m2  
- Vườn : ... 500.....m2  
- Đất nông nghiệp : ... 1500.....m2  
- Đất lâm nghiệp : .....m2

C. ĐIỀU KIỆN KINH TẾ

7. Tổng thu nhập trung bình của gia đình ông (bà) trong một năm là ... 18.000.000... trong đó :

- Lương : ..... - Dịch vụ : .....  
- Nông nghiệp : ... 15.000.000... - Chăn nuôi : ... 3.000.000...

8. Tổng chi phí hàng năm của ông (bà) ..... đồng, trong đó :

- Tiền ăn : ..... - Phục vụ sản xuất : .....  
- May mặc : ..... - Học hành : .....  
- Mua sắm khác : .....

9. Điều kiện sống - tiện nghi

- Nguồn điện : .....  
- Nguồn nước : .....

- Các tiện nghi : .....
- Các phương tiện sản xuất : .....
- Nhà vệ sinh : .....

10. Theo đánh giá của gia đình, gia đình ông (bà) thuộc diện : .....

**II./ Tài sản ảnh hưởng do dự án :**

11. Ảnh hưởng nhà :

- Tổng diện tích nhà : .....0.....m2                      Trong vùng dự án : .....0..... m2
- Sơ đồ vị trí vùng dự án : .....

12. Ảnh hưởng đất :

- Đất ở và vườn :
  - + Diện tích đất bị ảnh hưởng: .....0.....m2
  - + Diện tích đất còn lại : .....0.....m2
- Đất nông nghiệp :
  - + Diện tích đất bị ảnh hưởng: .....579.....m2
  - + Diện tích đất còn lại : .....2.181.....m2
- Đất lâm nghiệp :
  - + Diện tích đất bị ảnh hưởng: .....0.....m2
  - + Diện tích đất còn lại : .....m2
- Đất khác :
  - + Diện tích đất bị ảnh hưởng: .....m2
  - + Diện tích đất còn lại : .....m2

**III./ Ý kiến của hộ gia đình về đền bù tái định cư :**

13. Ông (bà) và gia đình đã nghe nói về công trình " Đường dây 110kV Lạng Sơn - Cao Bằng " chưa ?

- có     không

14. Nếu bị mất tài sản Ông/bà muốn được đền bù bằng hình thức nào ?

- Đất đổi đất
- Bằng tiền mặt / hiện vật
- Kết hợp cả hai :

15. Theo ông bà, ước tính giá mảnh đất mà ông bà có thể bị mất là bao nhiêu :

Loại đất : .....                      Đơn giá (1000đ/m<sup>2</sup>) : 20.000/m<sup>2</sup>                      Giá trị (1000đ) : .....

16. Nếu phải giải toả nhà ở, đất đai, và được Dự án đền bù thoả đáng ông/bà có vui lòng di chuyển không ?

- có     không

Nếu ông/bà không vui lòng, xin cho biết vì sao :

.....  
 .....

17. Nếu phải di chuyển ông/bà dự định :

- a, Gần nơi ở cũ :
- b, Đến khu vực khác trong huyện
- c, Trong cùng tỉnh :
- d, Đến tỉnh khác :
- e, Không biết :

18. Theo ông/bà, có thể có cách nào khác để giảm tác động bất lợi của Dự án đối với gia đình ?

- Nên bắt đầu công tác vào sau vụ thu hoạch :
- Đền bù cho hoa màu bị mất đi :

ý kiến khác (ghi cụ thể): .....

ĐIỀU TRA VIÊN : .....Trần Anh Thuận.....

**APPENDIX 7**  
**INVENTORY OF PROJECT AFFECTED PEOPLE**



## APPENDIX 7 : INVENTORY OF PROJECT AFFECTED PEOPLE

Sr No	Name of head of Household	No. of persons in Hhold	Total landholding of Hhold in m2	Land to be acquired	Loss as % of total	Loss of Assets				Loss of Crops			Loss of other assets	Other losses			Temporary losses
						Number and type of loss structure	Structure permanent (m2)	Structure temporary (m2)	Area of residential land lost (m2)	Trees	Paddy area (m2)	Other	( Tombs, well )	Residence	Business lost	income loss	
<b>LANG SON PROVINCE</b>																	
<b>1. Tam Thanh Commune, Lang Son City</b>																	
<b>Total</b>		<b>143</b>	<b>22,975</b>	<b>4,586</b>			<b>208</b>			<b>16</b>	<b>4218</b>						
1	Pham Van Hung	4	90	10	11%					1							
2	Dinh Van Tang	3	45	10	22%					1							
3	Nguyen Van Dung	4	50	10	20%					1							
4	Tran Quoc Toan	5	45	10	22%					1							
5	Hoang Tro	4	120	30	25%		30										
6	Ly Thi Tuyen	6	45	10	22%					1							
7	Nguyen Thi Huong	4	120	32	27%		32										
8	Hoang Nhi	4	120	30	25%		30										
9	Vi Thi Nghi	5	45	10	22%					1							
10	Truong Xuan Lac	5	50	10	20%					1							
11	Luong Thi Huong	4	45	10	22%					1							
12	Luong Van Long	4	52	10	19%					1							
13	Hoang Van Chiu	6	48	10	21%					1							
14	Nguyen Xuan Huan	6	50	10	20%					1							
15	Le Van Hung	5	52	10	19%					1							
16	Dinh Xuan Hai	5	48	10	21%					1							
17	Ho Thi Vinh	4	60	10	17%					1							
18	Mo Thi Tam	4	43	10	23%					1							
19	Ha Thi Xuan	5	58	10	17%					1							
20	Mr Co	4	3,024	605	20%						605						
21	Mr Chi	4	520	104	20%						104						
22	Mr Hai	4	866	173	20%						173						
23	Mr Vuong	4	6,050	1,210	20%						1210						
24	Mr Hoang	4	786	157	20%						157						

Sr No	Name of head of Household	No. of persons in Hhold	Total landholding of Hhold in m2	Land to be acquired	Loss as % of total	Loss of Assets				Loss of Crops			Loss of other assets	Other losses			Temporary losses
						Number and type of loss structure	Structure permanent (m2)	Structure temporay (m2)	Area of residential land lost (m2)	Trees	Paddy area (m2)	Other	( Tombs, well )	Residence	Business lost	income loss	
25	Mr Phong	4	2,261	452	20%						452						
26	Mr Thay	4	1,464	293	20%						293						
27	Mr Long	5	992	198	20%						198						
28	Mr Thuong	5	519	104	20%						104						
29	Mr Bong	4	500	126	25%		26				100						
30	Mr Khao	5	599	120	20%						120						
31	Mr Sec	4	948	190	20%						190						
32	Mrs Hoang Thi Nhung	5	2,560	512	20%						512						
33	Lang Son Electricity		700	90	13%		90										
<b>2. Hoang Dong Commune, Lang Son City</b>																	
<b>Total</b>		<b>472</b>	<b>352,934</b>	<b>24,696</b>			<b>215</b>			<b>182</b>	<b>19126</b>	<b>3535</b>					
1	Le Thi Yen	4	1,158	278	24%						278						
2	Chu Quoc Dung	6	340	82	24%						82						
3	Hoang Van Cong	5	1,097	263	24%						263						
4	Chu Van Khau	4	2,366	33	1%							33					
5	Chu Van Hung	7	8,698	2,088	24%						2088						
6	Ha Van Co	7	6,902	96	1%							96					
7	Ha Van Dong	6	893	214	24%						214						
8	Hoang Minh Ngoc	8	6,357	88	1%							88					
9	Loc Van Chung	5	3,298	46	1%							46					
10	Hoang Thi Van	5	824	198	24%						198						
11	Lanh Van Doanh	4	4,907	218	4%					15		68					
12	Nguyen Dinh Chuc	4	1,535	368	24%						368						
13	Au Van Nhuc	4	9,903	137	1%							137					
14	Nguyen Van Quang	3	9,364	130	1%							130					
15	Lam Van Sau	6	3,512	843	24%						843						
16	Nguyen Thi Xuyen	6	479	115	24%						115						
17	Au Van Hoa	7	4,989	69	1%							69					
18	Hoang Van Doan	5	3,477	198	6%					15		48					
19	Chu Van Duc	4	6,380	88	1%							88					
20	Vi Van Kham	6	492	118	24%						118						
21	Hoang Van Slan	5	11,822	164	1%							164					
22	Hoang Van Co	4	4,569	63	1%							63					

Sr No	Name of head of Household	No. of persons in Hhold	Total landholding of Hhold in m2	Land to be acquired	Loss as % of total	Loss of Assets				Loss of Crops			Loss of other assets	Other losses			Temporary losses
						Number and type of loss structure	Structure permanent (m2)	Structure temporary (m2)	Area of residential land lost (m2)	Trees	Paddy area (m2)	Other	( Tombs, well )	Residence	Business lost	income loss	
23	Hoang Van Co	4	6,812	94	1%							94					
24	Lang Manh Cuong	3	728	175	24%						175						
25	Ly Duong Lien	4	402	96	24%						96						
26	Le Van Da	4	380	91	24%						91						
27	Phan Ky Phinh	5	252	60	24%						60						
28	Dat G.Thong + Vang C	5	16,812		0%												
29	Hoang Van Hoi	4	1,045	251	24%						251						
30	Hoang Van Dang	4	1,050	252	24%						252						
31	La Van Can	4	3,323	798	24%						798						
32	Le Van Vung	4	404	97	24%						97						
33	Hoang Van Ly	6	863	207	24%						207						
34	Hoang Van Mau	4	270	65	24%						65						
35	Hoang Van Hoan	4	627	150	24%						150						
36	Hoang Van Khiem	5	1,088	261	24%						261						
37	Tang Van Thang	3	598	144	24%						144						
38	Hoang Thi Bau	4	581	139	24%						139						
39	Nguyen Thi Chim	6	286	69	24%						69						
40	Phung Van Phi	5	1,233	296	24%						296						
41	Hoang Thi Hoa	4	565	136	24%						136						
42	Nguyen Thi Do	5	1,254	301	24%						301						
43	Hoang Thanh Be	6	571	137	24%						137						
44	Nguyen Dinh Pit	4	485	116	24%						116						
45	Va Van Hang	5	698	168	24%						168						
46	Hoang Van Dich	4	4,349	1,044	24%						1044						
47	Nong Thi Muu	4	738	177	24%						177						
48	Chi Thi Nhan	4	579	139	24%						139						
49	Nong Van Giai	4	376	90	24%						90						
50	Le Huy Ha	4	9,118	186	2%						60	126					
51	Nong Thi Phan	4	6,198	86	1%							86					
52	Le Van Thanh	3	5,642	78	1%							78					
53	Nguyen Van Thuong	4	1,201	17	1%							17					
54	Lanh Van Luong	5	1,681	403	24%						403						
55	Nguyen Huu Ta	4	15,483	215	1%							215					



Sr No	Name of head of Household	No. of persons in Hhold	Total landholding of Hhold in m2	Land to be acquired	Loss as % of total	Loss of Assets				Loss of Crops			Loss of other assets	Other losses			Temporary losses
						Number and type of loss structure	Structure permanent (m2)	Structure temporary (m2)	Area of residential land lost (m2)	Trees	Paddy area (m2)	Other	( Tombs, well )	Residence	Business lost	income loss	
56	Doan Van Dung	4	473	114	24%						114						
57	Hoang Hong Dan	3	9,080	126	1%							126					
58	Doan Van Pan	5	3,132	43	1%							43					
59	Nguyen Huu Tho	4	4,861	197	4%					13		67					
60	Lieu Thi Thuy	5	3,442	48	1%							48					
61	Hoang Van Son	6	8,186	254	3%					14		114					
62	Doan Van Co	4	2,425	94	4%						60	34					
63	Le Van Luong	5	11,516	2,764	24%						2764						
64	Lanh Van Eng	4	4,600	64	1%							64					
65	Nguyen Dinh Khang	4	2,049	492	24%						492						
66	Dinh Minh Phuong	4	8,267	115	1%							115					
67	Chu Tan Minh	4	12,684	176	1%							176					
68	Nguyen Huu Ta	5	4,605	124	3%						60	64					
69	Phung Viet Sinh	5	7,136	229	3%					13		99					
70	Linh	5	4,103	57	1%							57					
71	Phung Van Chom	4	4,351	200	5%					14		60					
72	Hoang Viet Giâu	4	157	38	24%						38						
73	Nong Chan Sam	6	2,912	40	1%							40					
74	Hoang Van Ngao	4	7,189	100	1%							100					
75	Hoang Viet Chao	2	10,183	141	1%							141					
76	Phung Van Xuan	4	5,101	281	6%					21		71					
77	Hoang Thai Tu	4	2,553	165	6%					13		35					
78	Ha Van Long	1	395	95	24%						95						
79	Ngô Van Son	5	3,987	55	1%							55					
80	Loc Van Pao	4	6,409	239	4%					15		89					
81	Hoang Van Thach	5	4,708	65	1%							65					
82	Nguyen Thi Duc	5	629	151	24%						151						
83	Lanh Van Chi	5	3,486	218	6%					17		48					
84	Tang Van Tac	4	1,078	259	24%						259						
85	Ngô Thi Thuy	4	1,172	281	24%						281						
86	Phung Manh Thang	4	1,676	402	24%						402						
87	Ly Manh Tuong	4	4,026	216	5%					10	60	56					
88	To Van Luong	4	699	168	24%						168						

Sr No	Name of head of Household	No. of persons in Hhold	Total landholding of Hhold in m2	Land to be acquired	Loss as % of total	Loss of Assets				Loss of Crops			Loss of other assets	Other losses			Temporary losses
						Number and type of loss structure	Structure permanent (m2)	Structure temporary (m2)	Area of residential land lost (m2)	Trees	Paddy area (m2)	Other	( Tombs, well )	Residence	Business lost	income loss	
89	Hoang Minh Dong	5	659	158	24%						158						
90	Tran Quoc Thinh	2	206	49	24%						49						
91	Ngo Thi Khuynh	4	757	182	24%						182						
92	La Van Chuong	4	937	225	24%						225						
93	La Nghiep Mao	4	243	58	24%						58						
94	Ha Van Quy	4	8,798	342	4%					22		122					
95	Ha Van Man	2	8,798	2,112	24%						2112						
96	Doan Van Tuyen	4	89	21	24%						21						
97	Nong Thi Bich	5	340	82	24%						82						
98	Doan Van Mac	5	289	69	24%						69						
99	Lanh Van Luan	6	518	124	24%						124						
100	Lanh Van Diet	4	761	183	24%						183						
101	Hoang Long	4	1,500	204	14%		68				136						
102	Nong Van Luong	6	862	84	10%		28				56						
103	Lanh Van Sau	4	500	90	18%		30				60						
104	Nguyen Thi Hoan	4	350	93	27%		31				62						
105	Hoang Am	4	553	96	17%		32				64						
106	Nguyen Thi Na	4	450	78	17%		26				52						
<b>3. Thuy Hung Commune, Cao Loc District</b>																	
<b>Total</b>		<b>162</b>	<b>52,300</b>	<b>10,548</b>						<b>630</b>	<b>3398</b>	<b>850</b>					
1	Lang Van Po	4	2,760	579	21%					51		69					
2	Lang Van Lam	4	2,651	556	21%					49		66					
3	Dong Hung Ly	1	2,920	672	23%					54	60	72					
4	Hoang Lap	1	960	204	21%					18		24					
5	Doan Van Dap	4	920	193	21%					17		23					
6	Hoang Sin	1	2,400	500	21%					44		60					
7	Nong Van Thach	4	1,690	352	21%					31		42					
8	Ngo Van Can	4	2,880	661	23%					53	60	71					
9	Hoang Thi Muoi	4	1,000	205	21%					18		25					
10	Doan Van Do	4	940	193	21%					17		23					
11	Hoang Van Cu	4	280	57	20%					5		7					
12	Lieu Van Kham	4	800	170	21%					15		20					
13	Hoang Van On	4	1,890	477	25%					35	80	47					

Sr No	Name of head of Household	No. of persons in Hhold	Total landholding of Hhold in m2	Land to be acquired	Loss as % of total	Loss of Assets				Loss of Crops			Loss of other assets ( Tombs, well )	Other losses			Temporary losses
						Number and type of loss structure	Structure permanent (m2)	Structure temporary (m2)	Area of residential land lost (m2)	Trees	Paddy area (m2)	Other		Residence	Business lost	income loss	
14	Phan Van Pan	2	400	80	20%					7		10					
15	Phan Van Viet	4	400	80	20%					7		10					
16	Ha Viet Sen	4	200	45	23%					4		5					
17	Ha Viet Khao	4	1,680	352	21%					31		42					
18	Ha Van Luong	4	240	46	19%					4		6					
19	Ha Viet Sy	4	3,040	695	23%					56	60	75					
20	Ha Viet Ninh	4	920	193	21%					17		23					
21	Ha Chi Cang	4	920	193	21%					17		23					
22	Ha Van Met	4	320	68	21%					6		8					
23	Ha Thi May	4	2,480	582	23%					46	60	62					
24	Ha Thi Phen	4	1,500	317	21%					28		37					
25	Lam Van Vang	4	783	133	17%						133						
26	Ha Van Cam	4	552	94	17%						94						
27	Dam Viet Sen	2	208	35	17%						35						
28	Dam Van Sin	4	518	88	17%						88						
29	Ha Van Phat	4	167	28	17%						28						
30	Lang Van Cuong	4	1,678	285	17%						285						
31	Ha Van Khon	1	1,775	302	17%						302						
32	Lang Van Vinh	1	618	105	17%						105						
33	Nong Van Vinh	4	1,124	191	17%						191						
34	Lang Van Ban	4	462	79	17%						79						
35	Tran Van Cuong	4	620	105	17%						105						
36	Vi Viet Kban	4	1,289	219	17%						219						
37	Luan Van Tong	4	1,493	254	17%						254						
38	Ngoc Son	1	352	60	17%						60						
39	Vi Van Cung	4	150	26	17%						26						
40	Vi Van Slang	4	1,354	230	17%						230						
41	Tran Van Than	4	53	9	17%						9						
42	Dong Van Khoi	4	97	16	16%						16						
43	Doan Van Tro	4	1,217	207	17%						207						
44	Hoang Van Sac	4	637	108	17%						108						
45	Lang Van Nhan	4	2,006	341	17%						341						
46	Lang Van May	4	957	163	17%						163						

Sr No	Name of head of Household	No. of persons in Hhold	Total landholding of Hhold in m2	Land to be acquired	Loss as % of total	Loss of Assets				Loss of Crops			Loss of other assets	Other losses			Temporary losses
						Number and type of loss structure	Structure permanent (m2)	Structure temporay (m2)	Area of residential land lost (m2)	Trees	Paddy area (m2)	Other	( Tombs, well )	Residence	Business lost	income loss	
<b>4. Phu Xa Commune, Cao Loc District</b>																	
<b>Total</b>		<b>108</b>	<b>195,403</b>	<b>5,594</b>							<b>5336</b>	<b>258</b>					
1	Lieu Van Thoi	4	21,095	32	0%							32					
2	Lang Van Dung	4	35,232	53	0%							53					
3	Lang Thi Binh	4	5,008	7	0%							7					
4	Ma Van Bang	4	13,634	20	0%							20					
5	Dam Van Cam	4	3,562	65	2%						60	5					
6	Lang Van Phong	4	10,121	15	0%							15					
7	Lang Van Vang	4	13,141	20	0%							20					
8	Nong Van Nam	4	14,312	21	0%							21					
9	Huong Thi Hop	4	11,677	17	0%							17					
10	Hoang Thi Ri	4	6,697	10	0%							10					
11	Phan Van Tien	4	4,426	7	0%							7					
12	Nong Thi Bien	5	9,675	74	1%						60	14					
13	Nong Van Can	4	18,259	27	0%							27					
14	Lam Van Then	2	4,261	6	0%							6					
15	Lam Van Chin	4	2,572	4	0%							4					
16	Lam Thi Ngo	4	332	80	24%						80						
17	Dan Gi Khoa	1	358	86	24%						86						
18	Dam Van Cho	4	1,087	261	24%						261						
19	Vi Van Dien	4	2,015	484	24%						484						
20	Vi Van Van	4	142	34	24%						34						
21	Dam Van Cong	4	1,030	247	24%						247						
22	Ly Van Thanh	4	587	141	24%						141						
23	Dam Van Ren	4	6,229	1,495	24%						1495						
24	Hoang Van Hao	4	2,483	596	24%						596						
25	Dam Van Duong	1	193	46	24%						46						
26	Phan Van Tai	1	1,699	408	24%						408						
27	Nong Thi Dim	1	2,324	558	24%						558						
28	Phan Van Giap	4	1,438	345	24%						345						
29	Dam Van Son	4	270	65	24%						65						
30	Lam Van Long	1	1,185	284	24%						284						
31	Lang Van Lau	4	359	86	24%						86						

Sr No	Name of head of Household	No. of persons in Hhold	Total landholding of Hhold in m2	Land to be acquired	Loss as % of total	Loss of Assets				Loss of Crops			Loss of other assets	Other losses			Temporary losses
						Number and type of loss structure	Structure permanent (m2)	Structure temporay (m2)	Area of residential land lost (m2)	Trees	Paddy area (m2)	Other	( Tombs, well )	Residence	Business lost	income loss	
<b>5. Hong Phong Commune, Cao Loc District</b>																	
<b>Total</b>		<b>106</b>	<b>93,795</b>	<b>7,530</b>						<b>338</b>	<b>2979</b>	<b>1171</b>					
1	Hoang Thi Muoi	1	16,080	276	2%							276					
2	Lang Van Phan	4	8,783	151	2%							151					
3	Vi Van Dang	5	9,831	169	2%							169					
4	Vi Van Ma	6	17,330	357	2%						60	297					
5	Lang Van Dai	3	972	17	2%							17					
6	Hoang Van Dac	4	278	61	22%						61						
7	Hoang Van Dan	4	212	47	22%						47						
8	Vi Van Trong	4	157	35	22%						35						
9	Vi Cong Su	2	2,600	670	26%					67							
10	Hoang Van Toan	5	1,000	260	26%					26							
11	Vi Van Dong	1	457	101	22%						101						
12	Vi Van Lung	7	587	129	22%						129						
13	Vi Van Hoa	5	1,709	440	26%					44							
14	Vi Cong Suu	1	238	52	22%						52						
15	Vi Van Tuyen	4	628	138	22%						138						
16	Vi Van Cong	4	1,337	400	30%					34	60						
17	Vi Thi Dieu	4	646	170	26%					17							
18	Vi Van Lao	4	262	58	22%						58						
19	Vi Van Giang	4	520	114	22%						114						
20	Vi Viet Uyen	4	914	201	22%						201						
21	Vi Van Hien	1	547	120	22%						120						
22	Ha Duc Hung	4	448	99	22%						99						
23	Hoang Thi Thai	1	7,580	130	2%							130					
24	Hoang Thi Bien	3	7,652	191	2%						60	131					
25	Vi Thi Dien	4	2,630	680	26%					68							
26	Vi Van Lai	4	4,286	943	22%						943						
27	Vi Thi Ben	4	1,162	256	22%						256						
28	Nong Tien Dao	5	1,749	385	22%						385						
29	Lang Van Doai	4	3,200	880	28%					82	60						
<b>6. Tan My Commune, Van Lang District</b>																	
<b>Total</b>		<b>336</b>	<b>114,684</b>	<b>17,185</b>						<b>186</b>	<b>13114</b>	<b>2211</b>					

Sr No	Name of head of Household	No. of persons in Hhold	Total landholding of Hhold in m2	Land to be acquired	Loss as % of total	Loss of Assets				Loss of Crops			Loss of other assets	Other losses			Temporary losses
						Number and type of loss structure	Structure permanent (m2)	Structure temporay (m2)	Area of residential land lost (m2)	Trees	Paddy area (m2)	Other	( Tombs, well )	Residence	Business lost	income loss	
1	Chu Van Lan	4	350	24	7%					1		14					
2	Chu Viet Tan	4	350	74	21%						60	14					
3	Nong Viet Hon	5	1,500	138	9%					8		58					
4	Nong Van Kit	2	2,550	179	7%					8		99					
5	Vuong Chi Phay	4	1,500	108	7%					5		58					
6	Trieu Chau	1	800	141	18%					3	80	31					
7	Nong Viet Dai	4	800	61	8%					3		31					
8	Nong Van Ky	4	1,500	108	7%					5		58					
9	Nong Van Thay	4	400	15	4%							15					
10	Hoang Van Minh	4	800	71	9%					4		31					
11	Hoang Van Quyen	4	2,300	219	10%					7	60	89					
12	Trieu Viet Lam	4	250	10	4%							10					
13	Nong Van Chien	4	200	8	4%							8					
14	Ha Van Pan	6	700	77	11%					5		27					
15	Hoang Khac Loan	4	350	14	4%							14					
16	Nguyen Dinh Quang	4	800	31	4%							31					
17	Nong Thi Hue	4	3,800	357	9%					15	60	147					
18	Luong Van Sinh	4	230	9	4%							9					
19	Nong Van Slen	4	1,600	112	7%					5		62					
20	Nong Ky Cua	4	4,700	342	7%					16		182					
21	Hoang Van Bang	4	2,500	177	7%					8		97					
22	Nong Thi Le	4	450	77	17%						60	17					
23	Hoang Van Dai	4	2,850	210	7%					10		110					
24	Hoang Cao	4	4,500	314	7%					14		174					
25	Hoang Van Song	4	550	21	4%							21					
26	Nong Van Pe	4	1,800	150	8%					8		70					
27	Nong Van Tinh	4	2,500	177	7%					8		97					
28	Nong Van Chung	4	1,500	168	11%					5	60	58					
29	Hoang Van Keo	4	1,900	134	7%					6		74					
30	Trieu Viet Tu	4	3,800	267	7%					12		147					
31	Nong Viet Thanh	4	300	22	7%					1		12					
32	Hoang Van Bao		1,500	108	7%					5		58					
33	Au Van Slen	4	2,500	177	7%					8		97					

Sr No	Name of head of Household	No. of persons in Hhold	Total landholding of Hhold in m2	Land to be acquired	Loss as % of total	Loss of Assets				Loss of Crops			Loss of other assets	Other losses			Temporary losses
						Number and type of loss structure	Structure permanent (m2)	Structure temporary (m2)	Area of residential land lost (m2)	Trees	Paddy area (m2)	Other	( Tombs, well )	Residence	Business lost	income loss	
34	Tran Viet Muc	4	1,650	114	7%					5		64					
35	Ly Viet San	4	2,100	211	10%					7	60	81					
36	Ha Viet Man	4	1,200	86	7%					4		46					
37	Trieu Thai Hoc	4	1,800	396	22%						396						
38	Be Viet Hung	4	900	198	22%						198						
39	Nong Van Tho	4	2,160	475	22%						475						
40	Hoang Van Dinh	4	540	119	22%						119						
41	Hoang Van Heo	2	1,440	317	22%						317						
42	Lam Van Thuong	4	1,440	317	22%						317						
43	Hoang Van Hiep	4	1,440	317	22%						317						
44	Hoang Van Bao	4	1,440	317	22%						317						
45	Hoang Van Thiep	4	1,080	238	22%						238						
46	Lam Van Trung	4	1,199	264	22%						264						
47	Hoang Thi Heo	4	1,440	317	22%						317						
48	Hoang Van Huong	4	1,440	317	22%						317						
49	Hoang Van Tu	4	1,440	317	22%						317						
50	Ha Van Vien	4	936	206	22%						206						
51	Hoang Van Pho	4	1,152	253	22%						253						
52	Ha Van Khi	4	828	182	22%						182						
53	Ha Van Khoai	4	1,116	246	22%						246						
54	Ha Van Hoan	4	1,109	244	22%						244						
55	Ha Van Duc	4	1,332	293	22%						293						
56	Ha Van An	4	900	198	22%						198						
57	Ha Van Leng	4	864	190	22%						190						
58	Ha Van Dep	4	900	198	22%						198						
59	Ha Van Heo	4	1,044	230	22%						230						
60	Ha Van Hai	4	1,440	317	22%						317						
61	Ha Van Tinh	4	1,440	317	22%						317						
62	Ha Van Kip	4	1,872	412	22%						412						
63	Ha Van Mon	4	2,160	475	22%						475						
64	Hoang Van Pi	4	2,520	554	22%						554						
65	Au Van Cung	4	576	127	22%						127						
66	Au Van Day	4	828	182	22%						182						

Sr No	Name of head of Household	No. of persons in Hhold	Total landholding of Hhold in m2	Land to be acquired	Loss as % of total	Loss of Assets				Loss of Crops			Loss of other assets	Other losses			Temporary losses
						Number and type of loss structure	Structure permanent (m2)	Structure temporary (m2)	Area of residential land lost (m2)	Trees	Paddy area (m2)	Other	( Tombs, well )	Residence	Business lost	income loss	
67	Trieu Van Lam	4	2,196	483	22%						483						
68	Lang Van Minh	4	1,152	253	22%						253						
69	Hoang Van Bao	4	1,116	246	22%						246						
70	Hoang Ky Tay	4	1,080	238	22%						238						
71	Hoang Van Lai	4	1,260	277	22%						277						
72	Hoang Van Hong	4	1,512	333	22%						333						
73	Hoang Van Kieu	4	1,476	325	22%						325						
74	Hoang Van Thiet	4	1,656	364	22%						364						
75	Hoang Van Cao	4	468	103	22%						103						
76	Hoang Van Duong	4	324	71	22%						71						
77	Hoang Van Thoa	4	432	95	22%						95						
78	Hoang Van Thanh	4	360	79	22%						79						
79	Long Van Minh	4	936	206	22%						206						
80	Ba Ngo	4	900	198	22%						198						
81	Nguyen Dinh Ha	4	720	158	22%						158						
82	Hoang Van Tao	4	720	158	22%						158						
83	Hoang Thi Hanh	4	720	158	22%						158						
84	Hoang Van Duong	4	576	127	22%						127						
85	Hoang Thi Men	4	504	111	22%						111						
86	Hoang Van Dong	4	720	158	22%						158						
<b>7. Hoang Viet Commune, Van Lang District</b>																	
<b>Total</b>		<b>175</b>	<b>124,750</b>	<b>26,662</b>		<b>4</b>	<b>108</b>				<b>781</b>	<b>16274</b>	<b>2470</b>				
1	Giang Van Ngoan	4	9,000	2,369	26%						180		569				
2	Nong Bao Son	4	5,000	1,316	26%						100		316				
3	Nong Thi Nan	4	1,300	342	26%						26		82				
4	Nong Van Sot	5	2,300	437	19%							437					
5	Nong Van Sinh	5	1,500	395	26%						30		95				
6	Nong Van Van	2	1,470	279	19%							279					
7	Trung Van Tang	3	2,470	469	19%							469					
8	Nong Van Vong	4	1,340	255	19%							255					
9	Nguyen Dinh At	4	1,430	272	19%							272					
10	Hoang Van Xuyen	1	1,720	327	19%							327					
11	Vuong Viet Cao	4	2,690	710	26%						54		170				



Sr No	Name of head of Household	No. of persons in Hhold	Total landholding of Hhold in m2	Land to be acquired	Loss as % of total	Loss of Assets				Loss of Crops			Loss of other assets	Other losses			Temporary losses
						Number and type of loss structure	Structure permanent (m2)	Structure temporay (m2)	Area of residential land lost (m2)	Trees	Paddy area (m2)	Other	( Tombs, well )	Residence	Business lost	income loss	
12	Nguyen Van Hung	4	700	184	26%					14		44					
13	Hoang Thi Ninh	4	2,500	738	30%					50	80	158					
14	Nguyen Duc Cuong	1	3,000	790	26%					60		190					
15	Vuong Van Khit	4	900	237	26%					18		57					
16	Nong Van Tham	4	500	192	38%					10	60	32					
17	Duong Van Thu	4	1,520	289	19%						289						
18	Nguyen Dinh Phung	4	2,330	443	19%						443						
19	Hoang Van Phong	3	7,950	2,093	26%					159		503					
20	Hoang Van Choc	2	2,800	532	19%						532						
21	Hoang Van Ha	4	2,740	521	19%						521						
22	Nguyen Dinh Bao	1	2,830	538	19%						538						
23	Nguyen Dinh Trong	1	6,520	1,239	19%						1239						
24	Hoang Van Dai	1	3,700	703	19%						703						
25	Nguyen Dinh Thom	4	600	158	26%					12		38					
26	Nguyen Dinh Lam	4	3,420	896	26%					68		216					
27	Nguyen Dinh Hoan	2	1,670	317	19%						317						
28	Nguyen Dinh Hon	4	2,870	545	19%						545						
29	Luong Cong Dinh	4	2,560	486	19%						486						
30	Nguyen Dinh Ho	1	2,370	450	19%						450						
31	Nguyen Dinh Nhap	1	3,100	589	19%						589						
32	Nguyen Dinh Pun	2	3,070	583	19%						583						
33	Chung Toan Thon	1	3,070	583	19%						583						
34	Nguyen Dinh Huan	4	2,650	504	19%						504						
35	Nguyen Thi Mien	4	3,600	684	19%						684						
36	Vy Van Thuong	4	750	143	19%						143						
37	Ha Van Tuong	4	2,300	437	19%						437						
38	Hoang Thang	1	2,700	513	19%						513						
39	Hoang Van Y	4	3,260	619	19%						619						
40	Hoang Ngoc Linh	4	2,430	462	19%						462						
41	Hoang Minh Hoa	4	2,430	462	19%						462						
42	Hoang Van Chin	6	850	162	19%						162						
43	Ha Van Luong	4	470	89	19%						89						
44	Hoang Thi Nang	4	2,670	507	19%						507						

Sr No	Name of head of Household	No. of persons in Hhold	Total landholding of Hhold in m2	Land to be acquired	Loss as % of total	Loss of Assets				Loss of Crops			Loss of other assets ( Tombs, well )	Other losses			Temporary losses
						Number and type of loss structure	Structure permanent (m2)	Structure temporary (m2)	Area of residential land lost (m2)	Trees	Paddy area (m2)	Other		Residence	Business lost	income loss	
45	Hoang Van Ngay	4	2,780	528	19%						528						
46	Hoang Van Cuong	4	3,100	589	19%						589						
47	Lang Van Phen	4	1,100	209	19%						209						
48	Nguyen Dinh Luyen	4	1,720	327	19%						327						
49	Hoàng Cẩm	4	220	70	32%	1	28				42						
50	Bế Hoà	4	250	30	12%	1	30										
51	Lộc Mìn	4	270	24	9%	1	24										
52	Hoàng Lôm	4	260	26	10%	1	26										

## 8. Tan Lang Commune, Van Lang District

Total		97	48,364	6,785		3	93			182	3287	1585					
1	Luong Thi Giang	4	480	91	19%						91						
2	Banh Quoc An	4	1,120	213	19%						213						
3	Nong Van Cap	3	1,350	257	19%						257						
4	Nong Van Vinh	6	8,900	1,032	12%				55		482						
5	Be Cao Thach	6	6,540	1,243	19%						1243						
6	Lang Van Minh	4	7,250	842	12%				45		392						
7	Be Hong Phong	4	840	155	18%				5	60	45						
8	Trinh Thi Lan	6	1,560	184	12%				10		84						
9	Be Ngoc Cuong	5	9,860	1,144	12%				61		534						
10	Ha - Do	4	890	108	12%				6		48						
11	Be The Ho	2	960	182	19%						182						
12	Be Van Dai	4	1,035	197	19%						197						
13	Hoang Van Thanh	4	945	180	19%						180						
14	Vy Viet Khiu	6	756	144	19%						144						
15	Hoang Van Dim	4	845	161	19%						161						
16	Luong Quang Huan	4	996	189	19%						189						
17	Be Van Khoa	6	842	160	19%						160						
18	Be Huy Hoang	4	450	86	19%						86						
19	Dinh Van Kiem	5	650	124	19%						124						
20	Hoang Van Tan	4	215	30	14%	1	30										
21	Nong Van Thuong	4	850	32	4%	1	32										
22	Hoang Moi	4	1,030	31	3%	1	31										

## 9. Trung Quan Commune, Van Lang District

Sr No	Name of head of Household	No. of persons in Hhold	Total landholding of Hhold in m2	Land to be acquired	Loss as % of total	Loss of Assets				Loss of Crops			Loss of other assets	Other losses			Temporary losses
						Number and type of loss structure	Structure permanent (m2)	Structure temporary (m2)	Area of residential land lost (m2)	Trees	Paddy area (m2)	Other	( Tombs, well )	Residence	Business lost	income loss	
<b>Total</b>		<b>155</b>	<b>69,674</b>	<b>11,479</b>						<b>76</b>	<b>9237</b>	<b>1482</b>					
1	Nong Van Hai	5	500	54	11%					2		34					
2	Nong Van Kinh	5	1,100	115	10%					4		75					
3	Luong Minh Hoan	5	5,214	991	19%						991						
4	Luong Quang Tuong	4	5,018	953	19%						953						
5	Nguyen Van Thinh	5	874	166	19%						166						
6	Nguyen Van Nhum	5	217	41	19%						41						
7	Nguyen Luong Xuan	2	1,265	240	19%						240						
8	Truong Kieu Tri	4	693	132	19%						132						
9	Dinh Van Nghia	3	3,020	574	19%						574						
10	Nong Van Tuyet	4	894	170	19%						170						
11	Luong Van Tuong	2	2,121	403	19%						403						
12	Luong Van Quyt	4	1,309	249	19%						249						
13	Luong Van Loi	4	2,118	402	19%						402						
14	Luong Quoc Huan	7	3,327	632	19%						632						
15	Nguyen Dinh Lenh	4	7,166	1,362	19%						1362						
16	Ly Viet Quan	4	1,097	208	19%						208						
17	Nong Long Thinh	4	2,484	472	19%						472						
18	Nguyen Thi Hop	6	2,665	506	19%						506						
19	Ly Viet Khim	4	217	41	19%						41						
20	Dinh Hong Khe	4	584	111	19%						111						
21	Be Thi Bong	4	4,102	418	10%					14		278					
22	Nong Van Thong	4	3,007	571	19%						571						
23	Dinh Xuan Mam	6	1,244	236	19%						236						
24	Nong Thi Tien	4	400	37	9%					1		27					
25	Be Van Dung	4	3,700	381	10%					13		251					
26	Luong Van Hoc	4	4,600	472	10%					16		312					
27	Nong Van Chuc	4	2,500	260	10%					9		170					
28	Be Viet Thanh	3	325	62	19%						62						
29	Dinh Xuan Thap	2	367	70	19%						70						
30	Be Viet Thu	5	745	142	19%						142						
31	Luong Thi Luu	4	1,175	223	19%						223						
32	Be Van Phao	4	686	130	19%						130						

Sr No	Name of head of Household	No. of persons in Hhold	Total landholding of Hhold in m2	Land to be acquired	Loss as % of total	Loss of Assets				Loss of Crops			Loss of other assets	Other losses			Temporary losses
						Number and type of loss structure	Structure permanent (m2)	Structure temporary (m2)	Area of residential land lost (m2)	Trees	Paddy area (m2)	Other	( Tombs, well )	Residence	Business lost	income loss	
33	Be Ngoc Tan	4	1,500	152	10%					5		102					
34	Nong Van San	6	1,350	292	22%					5	150	92					
35	Ly Van Do	4	500	54	11%					2		34					
36	Be Van Cap	4	890	90	10%					3		60					
37	Be Van Nhuong	4	700	67	10%					2		47					
<b>10. Tan Viet Commune, Van Lang District</b>																	
<b>Total</b>		<b>134</b>	<b>214,085</b>	<b>27,659</b>						<b>256</b>	<b>15974</b>	<b>9125</b>					
1	Hua Van Thai	4	2,900	323	11%					7		253					
2	Nong Van Lang	4	3,800	482	13%					9	60	332					
3	Loc Thi Thieu	3	1,300	143	11%					3		113					
4	Dam Van The	6	1,900	216	11%					5		166					
5	Truong Van Khe	2	1,500	231	15%					4	60	131					
6	Dam Van Ngoc	4	2,000	225	11%					5		175					
7	Chu Van The	4	3,500	395	11%					9		305					
8	Chu Moi	1	6,600	796	12%					16	60	576					
9	Chu Van Tung	4	3,000	332	11%					7		262					
10	Chu Van Cuong	4	14,600	1,714	12%					36	80	1274					
11	Ly Duc Y	2	4,500	503	11%					11		393					
12	Nong Thi Hien	4	700	161	23%					2	80	61					
13	Nong Thi La	4	5,600	629	11%					14		489					
14	Chu Thai Long	4	1,800	257	14%					4	60	157					
15	Nong Van Tuan	4	2,560	283	11%					6		223					
16	Hoang Van Duong	5	3,400	437	13%					8	60	297					
17	Nong Van Y	4	700	81	12%					2		61					
18	Nong Van Thiet	4	1,700	188	11%					4		148					
19	Chu Van Mong	4	2,500	278	11%					6		218					
20	Luong Van Du	1	2,200	302	14%					5	60	192					
21	Nong Van Man	1	3,400	377	11%					8		297					
22	Ma Thi Nim	1	1,900	216	11%					5		166					
23	Nong Van Sao	1	2,900	383	13%					7	60	253					
24	Nong Thi Yem	4	2,900	323	11%					7		253					
25	Nong Van So	4	300	36	12%					1		26					
26	Nong Van Doi	4	4,200	467	11%					10		367					

Sr No	Name of head of Household	No. of persons in Hhold	Total landholding of Hhold in m2	Land to be acquired	Loss as % of total	Loss of Assets				Loss of Crops			Loss of other assets	Other losses			Temporary losses
						Number and type of loss structure	Structure permanent (m2)	Structure temporary (m2)	Area of residential land lost (m2)	Trees	Paddy area (m2)	Other	( Tombs, well )	Residence	Business lost	income loss	
27	Nong Van Bo	4	1,400	152	11%					3		122					
28	Nong Ngoc San	4	4,300	485	11%					11		375					
29	Ha Van Thai	3	800	150	19%					2	60	70					
30	Ha Van Slong	1	3,500	395	11%					9		305					
31	Nong Van Let	2	7,300	817	11%					18		637					
32	Nong Van Phu	4	370	52	14%						52						
33	Nong Van Tai	4	4,900	548	11%					12		428					
34	Chu Van Hung	4	1,000	140	14%						140						
35	Chu Van Thai	4	64,950	9,093	14%						9093						
36	Nong Van Man	1	850	119	14%						119						
37	Nong Van Ngan	4	9,230	1,292	14%						1292						
38	Hoang Van Dung	4	975	137	14%						137						
39	Tran Thi Loi	4	17,500	2,450	14%						2450						
40	Tran Van Trang	4	14,650	2,051	14%						2051						
<b>11. Hung Viet Commune, Van Lang District</b>																	
<b>Total</b>		<b>175</b>	<b>139,077</b>	<b>9,457</b>							<b>5425</b>	<b>4032</b>					
1	Dinh Van Thu	4	15,650	542	3%							542					
2	Nong Van Tit	4	11,850	470	4%						60	410					
3	Nguyen Van An	4	1,000	35	4%							35					
4	Hoang Van Vy	4	850	29	3%							29					
5	Dinh Van An	4	500	77	15%						60	17					
6	Doan Van Thang	1	850	29	3%							29					
7	Hoang Van Dai	4	1,200	42	4%							42					
8	Doan Van Tich	4	650	103	16%						80	23					
9	Nong Van Phan	4	750	26	3%							26					
10	Doan Van Chung	4	1,200	264	22%						264						
11	Pham Dinh Cau	2	1,000	220	22%						220						
12	Tap The Thon		30,661	1,061	3%							1061					
13	Hoang Van Cat	5	3,650	186	5%						60	126					
14	Doan Van Dung	4	950	33	3%							33					
15	Dinh Van Hoa	2	3,600	125	3%							125					
16	Dinh Van Hon	3	400	14	4%							14					
17	Nguyen Van Khoi	4	3,300	114	3%							114					

Sr No	Name of head of Household	No. of persons in Hhold	Total landholding of Hhold in m2	Land to be acquired	Loss as % of total	Loss of Assets				Loss of Crops			Loss of other assets ( Tombs, well )	Other losses			Temporary losses
						Number and type of loss structure	Structure permanent (m2)	Structure temporary (m2)	Area of residential land lost (m2)	Trees	Paddy area (m2)	Other		Residence	Business lost	income loss	
18	Trinh Van Oai	4	400	74	19%						60	14					
19	Dinh Van Hat	4	350	12	3%							12					
20	Nguyen Van Thang	4	800	28	4%							28					
21	Doan Van Ba	1	800	176	22%						176						
22	Dinh Van Bang	1	651	143	22%						143						
23	Dinh Van Bien	4	230	51	22%						51						
24	Dinh Van Bo	4	120	26	22%						26						
25	Dinh Van Cuu	4	687	151	22%						151						
26	Nguyen Thi Nham	6	3,350	116	3%							116					
27	Tran Van Eng	1	1,450	50	3%							50					
28	Doan Van Bao	1	254	56	22%						56						
29	Nong Van Quy	4	3,250	113	3%							113					
30	Dinh Van Cuong	4	400	74	19%						60	14					
31	Dam Van Son	4	5,800	201	3%							201					
32	Nguyen Van Thon	4	1,350	47	3%							47					
33	Tran Van Binh	2	1,200	264	22%						264						
34	Tran Van Cu	1	2,500	550	22%						550						
35	Tran Van Chai	4	360	79	22%						79						
36	Dam Van Thuong	4	7,650	265	3%							265					
37	Truong Van Thoi	1	2,400	143	6%						60	83					
38	Nong Van Hon	1	650	143	22%						143						
39	Au Van Loi	2	540	119	22%						119						
40	Luong Van Ken	4	2,786	96	3%							96					
41	Phan Van Bao	4	689	24	3%							24					
42	Ha Van Chuc	4	1,300	286	22%						286						
43	Ha Van Thuong	4	870	191	22%						191						
44	Ha Van Du	4	1,000	220	22%						220						
45	Nong Van Dai	4	1,230	43	3%							43					
46	Ha Van Kien	4	987	217	22%						217						
47	Doan Van Nong	4	2,850	99	3%							99					
48	Trieu Thi Ngan	5	5,800	201	3%							201					
49	Nong Van Lien	4	2,144	472	22%						472						
50	Nong Van Lanh	4	1,100	242	22%						242						

Sr No	Name of head of Household	No. of persons in Hhold	Total landholding of Hhold in m2	Land to be acquired	Loss as % of total	Loss of Assets				Loss of Crops			Loss of other assets	Other losses			Temporary losses
						Number and type of loss structure	Structure permanent (m2)	Structure temporay (m2)	Area of residential land lost (m2)	Trees	Paddy area (m2)	Other	( Tombs, well )	Residence	Business lost	income loss	
51	Nong Hong Nhat	4	2,118	466	22%						466						
52	Nong Van Nhat	4	2,950	649	22%						649						
<b>12. Khang Chien Commune, Trang Dinh District</b>																	
<b>Total</b>		<b>160</b>	<b>213,494</b>	<b>28,604</b>							<b>23611</b>	<b>4993</b>					
1	Ly Van Minh	4	40,000	2,086	5%							2086					
2	Ly Van Ha	7	11,000	574	5%							574					
3	Ly Van Giong	4	26,000	1,356	5%							1356					
4	Be Van Du	6	1,134	227	20%						227						
6	Be Van Tuyen	6	420	84	20%						84						
7	Be Van Hoan	3	620	124	20%						124						
8	Be Van Tuan	4	1,026	205	20%						205						
9	Be Van Khoan	5	3,886	777	20%						777						
10	Hoang Van Trong	4	2,752	550	20%						550						
11	Be Van Cuong	6	2,773	555	20%						555						
12	Be Thi Phen	4	540	108	20%						108						
13	Mong Van Tien	4	554	111	20%						111						
14	Be Hung Thien	5	1,438	288	20%						288						
15	Be Van Sinh	3	1,642	328	20%						328						
16	Nong Thi Bong	4	1,074	215	20%						215						
17	Be Van Minh	5	1,632	326	20%						326						
18	Dinh Van Tiet	4	2,186	114	5%							114					
19	Be Van Do	5	1,597	143	9%						60	83					
20	Be Van Ngay	4	548	110	20%						110						
21	Be Hong Duc	6	2,191	438	20%						438						
22	Be Van Xuyen	5	2,831	566	20%						566						
23	Bui The Chien	3	1,760	352	20%						352						
24	Nong Van Cang	6	1,448	76	5%							76					
25	Nguyen Thanh Hai	5	1,068	214	20%						214						
26	Trieu Thi Nuoi	3	296	59	20%						59						
27	Hoang Van Muu	6	502	100	20%						100						
28	Luong Van Chai	5	1,076	215	20%						215						
29	Nguyen Cong Tien	4	2,476	495	20%						495						
30	Ha Van Thang	8	1,012	202	20%						202						

Sr No	Name of head of Household	No. of persons in Hhold	Total landholding of Hhold in m2	Land to be acquired	Loss as % of total	Loss of Assets				Loss of Crops			Loss of other assets	Other losses			Temporary losses
						Number and type of loss structure	Structure permanent (m2)	Structure temporary (m2)	Area of residential land lost (m2)	Trees	Paddy area (m2)	Other	( Tombs, well )	Residence	Business lost	income loss	
31	Ha Van Thai	4	4,512	902	20%						902						
32	Le Van Chau	8	9,500	495	5%							495					
33	Nong Van Phuong	4	80,000	16,000	20%						16000						
34	Nong Van Siu	6	4,000	209	5%							209					
<b>13. Dai Dong Commune, Trang Dinh District</b>																	
<b>Total</b>		<b>360</b>	<b>102,579</b>	<b>20,714</b>						<b>416</b>	<b>11863</b>	<b>4691</b>					
1	Hoang Van Ky	5	136	29	21%						29						
2	Hoang Thi Them	4	1,152	300	26%					10		200					
3	Luong Thi Lien	5	814	171	21%						171						
4	Huong Van No	4	678	142	21%						142						
5	Nong Thi Gia	4	519	109	21%						109						
6	Nong Van Nghia	4	296	62	21%						62						
7	Nguyen Van Sinh	4	1,564	328	21%						328						
8	Luong Van Sap	5	1,604	337	21%						337						
9	Nguyen Thi Ky	4	1,143	240	21%						240						
10	Nguyen Quoc Van	4	1,744	318	18%					15		168					
11	Nguyen Van Hinh	5	5,101	1,132	22%					44	200	492					
12	Nguyen Van Cam	3	391	82	21%						82						
13	Hoang Van Bao	5	472	99	21%						99						
14	Ma Thi Men	4	2,398	441	18%					21		231					
15	Nguyen Ngoc Can	4	164	34	21%						34						
16	Ma Thai Loi	5	196	41	21%						41						
17	Ma Thai Toan	6	1,011	212	21%						212						
18	Ma Thai Huy	5	1,251	263	21%						263						
19	Ma Hong	5	655	138	21%						138						
20	Duong Trung Thanh	4	1,719	316	18%					15		166					
21	Ma Thai Hoan	4	1,139	239	21%						239						
22	Nong Van Minh	4	817	172	21%						172						
23	Nong Van Huu	4	762	160	21%						160						
24	Le Thi Nhan	4	396	83	21%						83						
25	Hoang Doanh	4	473	99	21%						99						
26	Hoang Van Trong	4	256	54	21%						54						
27	Hoang Thi Khao	5	398	84	21%						84						



Sr No	Name of head of Household	No. of persons in Hhold	Total landholding of Hhold in m2	Land to be acquired	Loss as % of total	Loss of Assets				Loss of Crops			Loss of other assets	Other losses			Temporary losses
						Number and type of loss structure	Structure permanent (m2)	Structure temporay (m2)	Area of residential land lost (m2)	Trees	Paddy area (m2)	Other	( Tombs, well )	Residence	Business lost	income loss	
28	Ngo Van Ngan	4	745	156	21%						156						
29	Nong Phuc Hoa	4	886	186	21%						186						
30	Hoang Thi Tuoi	4	445	93	21%						93						
31	La Thanh Thoi	5	330	69	21%						69						
32	Hoang Van Dau	4	317	67	21%						67						
33	Nguyen Quoc Thi	5	270	57	21%						57						
34	Nguyen Thi Le	4	414	87	21%						87						
35	Nguyen Van Uoc	4	133	28	21%						28						
36	Hoang Trong Duong	4	1,445	303	21%						303						
37	Hoang Thi Quai	4	670	141	21%						141						
38	Hoang Van Hai	4	311	65	21%						65						
39	Hoang Manh Chinh	5	2,892	607	21%						607						
40	Nguyen Van Trinh	4	880	185	21%						185						
41	Nong Van Sang	6	200	42	21%						42						
42	Hoang Thi Hau	4	1,234	379	31%					11	150	119					
43	Nguyen Quoc Loi	4	574	121	21%						121						
44	Nguyen Van Tu	4	379	80	21%						80						
45	Nong Thanh Hai	5	1,439	302	21%						302						
46	Hoang Van Trong	4	1,468	271	18%					13		141					
47	Quach Van Nhin	4	429	90	21%						90						
48	Vu Dinh Thuy	4	654	137	21%						137						
49	La Thanh Thoi	4	200	42	21%						42						
50	Hoang Van Dau	4	539	113	21%						113						
51	Nguyen Quoc Loi	4	749	157	21%						157						
52	Nguyen Van Tu	4	658	138	21%						138						
53	Nong Thanh Hai	5	2,560	538	21%						538						
54	Quach Van Nhin	7	240	50	21%						50						
55	Nguyen Quoc Thi	5	260	55	21%						55						
56	Nguyen Thi Le	6	535	112	21%						112						
57	Nguyen Van Uoc	3	622	131	21%						131						
58	Hoang Trong Duong	9	1,374	252	18%					12		132					
59	Hoang Thi Quai	2	150	32	21%						32						
60	Hoang Van Hai	4	1,342	282	21%						282						

Sr No	Name of head of Household	No. of persons in Hhold	Total landholding of Hhold in m2	Land to be acquired	Loss as % of total	Loss of Assets				Loss of Crops			Loss of other assets	Other losses			Temporary losses
						Number and type of loss structure	Structure permanent (m2)	Structure temporay (m2)	Area of residential land lost (m2)	Trees	Paddy area (m2)	Other	( Tombs, well )	Residence	Business lost	income loss	
61	Hoang Manh Chinh	5	487	102	21%						102						
62	Nguyen Van Trinh	4	1,754	368	21%						368						
63	Nong Van Sang	6	1,071	225	21%						225						
64	Nong Van Dung	4	656	138	21%						138						
65	Nong Van Dao	4	465	98	21%						98						
66	Hoang Thi Hau	5	771	162	21%						162						
67	Thao	4	1,424	299	21%						299						
68	Nong Van Minh	4	1,126	236	21%						236						
69	Nong Van Huu	7	699	147	21%						147						
70	Hao	4	360	76	21%						76						
71	Luong Muoi	4	325	68	21%						68						
72	Luong Chi Tuan	4	1,012	213	21%						213						
73	Luong Thi Pom	4	673	141	21%						141						
74	Luong Hoa	4	391	82	21%						82						
75	Luong Xuan Thanh	4	1,279	269	21%						269						
76	Luong Thi Vuong	4	1,500	315	21%						315						
77	Nong Chung Lam	4	2,069	434	21%						434						
78	Hoang Huu	4	382	80	21%						80						
79	Luong Chi Xuyen	4	594	125	21%						125						
80	Luong Van Ty	4	326	68	21%						68						
81	Luong Van Hach	4	739	155	21%						155						
82	Nguyen Duy Bo	4	323	68	21%						68						
83	Tran Long		31,560	5,792	18%					275		3042					
<b>14. Chi Lang Commune, Trang Dinh District</b>																	
<b>Total</b>		<b>108</b>	<b>70,095</b>	<b>10,724</b>						<b>442</b>	<b>2273</b>	<b>4031</b>					
1	Be Van Son	4	16,080	2,256	14%					118		1076					
2	Dang Thi Nguyen	6	8,783	1,228	14%					64		588					
3	Nong Huu Thuong	5	9,831	1,378	14%					72		658					
4	Chu Van Them	5	17,330	2,430	14%					127		1160					
5	Luu Van Binh	6	1,500	345	23%						345						
6	Trinh Van San	5	540	124	23%						124						
7	Trieu Van Phong	5	212	49	23%						49						
8	Trieu Thi Ly	4	300	69	23%						69						

Sr No	Name of head of Household	No. of persons in Hhold	Total landholding of Hhold in m2	Land to be acquired	Loss as % of total	Loss of Assets				Loss of Crops			Loss of other assets	Other losses			Temporary losses
						Number and type of loss structure	Structure permanent (m2)	Structure temporary (m2)	Area of residential land lost (m2)	Trees	Paddy area (m2)	Other	( Tombs, well )	Residence	Business lost	income loss	
9	Vuong Van Khoa	4	350	81	23%						81						
10	Hoang Ninh Khiem	5	1,709	244	14%					13		114					
11	Nong Thi Tam	2	420	97	23%						97						
12	Khu Quan Su	4	628	144	23%						144						
13	Nong Van Nghiep	2	1,337	308	23%						308						
14	Nong Gia Phu	3	646	149	23%						149						
15	Dam Minh Tuan	6	350	81	23%						81						
16	Hoang Van Pin	5	520	120	23%						120						
17	Nong Van Cat	4	914	210	23%						210						
18	Nong Van Hong	8	547	126	23%						126						
19	Nong Van Cat	4	448	103	23%						103						
20	Nong Van Thanh	4	1,162	267	23%						267						
21	Nong Van Hung	4	1,749	247	14%					13		117					
22	Hoang Van Long	5	1,248	174	14%					9		84					
23	Be Thi Miet	4	2,436	343	14%					18		163					
24	Hoang Van Ky	4	1,055	151	14%					8		71					
<b>15. Chi Minh Commune, Trang Dinh District</b>																	
<b>Total</b>		<b>60</b>	<b>255,270</b>	<b>27,300</b>							<b>1950</b>	<b>5070</b>					
1	Nguyen Van Toan	4	26,128	2,184	8%						156	405.6					
2	Nong Van Binh	4	20,708	2,938	14%						169	553.8					
3	Nong Van Sy	3	20,484	2,366	12%						91	455					
4	Truong Van Hanh	4	26,181	2,223	8%						65	431.6					
5	Hoang Van Say	3	1,008	104	10%						104						
6	Truong Cong Hoan	3	23,828	2,522	11%						130	478.4					
7	Vuong Van To	3	23,029	2,665	12%						169	499.2					
8	Hoang Van Thao	3	22,222	1,755	8%						143	322.4					
9	Ly Van Bao	4	1,371	104	8%						104						
10	Nong Van Ba	4	812	78	10%						78						
11	Nong Van An	3	19,133	2,886	15%						117	553.8					
12	Vuong Van Bao	4	1,071	130	12%						130						
13	Tran Thi Dinh	3	17,590	2,288	13%						143	429					
14	Hoang Van Quynh	4	17,449	1,495	9%						65	286					
15	Hoang Van Tien	4	701	91	13%						91						

Sr No	Name of head of Household	No. of persons in Hhold	Total landholding of Hhold in m2	Land to be acquired	Loss as % of total	Loss of Assets				Loss of Crops			Loss of other assets	Other losses			Temporary losses
						Number and type of loss structure	Structure permanent (m2)	Structure temporay (m2)	Area of residential land lost (m2)	Trees	Paddy area (m2)	Other	( Tombs, well )	Residence	Business lost	income loss	
16	Le Trung Bang	3	15,172	1,196	8%						78	223.6					
17	Truong Van Duong	4	18,385	2,275	12%						117	431.6					

Sr No	Name of head of household	No. of persons in Hhold	Total landholding of Hhold in m2	Land to be acquired	Loss as % of total	Loss of Assets				Loss of Crops			Loss of othe assets	Other losses			Temporary losses
						Number and type of loss structure	Structure permanent (m2)	Structure temporary (m2)	Area of residential land lost	Trees	Paddy area	Other	(Tombs, well)	Residence	Business lost	income loss	
<b>CAO BANG PROVINCE</b>																	
<b>16. Duc Xuan Commune, Thach An District</b>																	
<b>Total</b>		<b>139</b>	<b>245,283</b>	<b>59,930</b>						<b>598</b>	<b>49,790</b>	<b>1,430</b>					
1	Be Tuong Thi	4	46,376	10,920	24%					130	8,710	312					
2	Chu Thi Ky	2	7,697	1,937	25%					156	1,157						
3	Hoang Cao Thang	4	6,190	1,560	25%					130	910						
4	Be Van Dai	4	6,042	1,495	25%					104	975						
5	Hoang Van Nha	4	5,938	1,495	25%					78	1,105						
6	Nong Van Khoan	3	30,025	7,150	24%						5,200	390					
7	Dinh Van Hung	4	2,076	520	25%						520						
8	Chu Van U	3	37,099	9,100	25%						7,020	416					
9	Dinh Cong Hoat	3	33,416	8,229	25%						6,669	312					
10	Dinh Van Sat	3	2,448	624	25%						624						
11	Nong Kien Quyet	4	2,464	611	25%						611						
12	Dinh Van Doanh	4	2,316	572	25%						572						
13	Dinh Van Bao	3	2,672	663	25%						663						
14	Nong Van Noong	4	3,884	962	25%						962						
15	Dam Van Vinh	4	3,740	936	25%						936						
16	Nong Van Cu	3	2,676	663	25%						663						
17	Phan Van Tu	4	3,144	793	25%						793						
18	Phan Van Bang	4	2,572	650	25%						650						
19	Phan Van Tuan	4	2,688	663	25%						663						
20	Nong Thi Hoa	3	3,564	884	25%						884						
21	Vi Van Quan	4	3,008	754	25%						754						
22	Nong Van Khanh	4	2,560	637	25%						637						
23	Nong Van Ban	5	2,344	585	25%						585						
24	Nong Van Cham	4	2,444	611	25%						611						
25	Nong Van Minh	4	2,132	533	25%						533						
26	Nong Van Khanh	4	2,252	559	25%						559						
27	Nong Van Yen	4	2,560	637	25%						637						
28	Dinh Van Bac	4	2,168	533	25%						533						
29	Ly Van Trong	4	2,116	520	25%						520						

Sr No	Name of head of household	No. of persons in Hhold	Total landholding of Hhold in m2	Land to be acquired	Loss as % of total	Loss of Assets				Loss of Crops			Loss of othe assets	Other losses			Temporary losses
						Number and type of loss structure	Structure permanent (m2)	Structure temporary (m2)	Area of residential land lost	Trees	Paddy area	Other	(Tombs, well)	Residence	Business lost	income loss	
30	Dinh Quoc Tuyen	4	2,056	507	25%						507						
31	Nguyen Van Truc	4	2,428	598	25%						598						
32	Chu Van Chai	5	2,316	572	25%						572						
33	Nong Van Phong	4	2,260	559	25%						559						
34	Dam Van Phuc	4	2,256	559	25%						559						
35	Nong Trung Ngoc	5	3,272	819	25%						819						
36	Chu Van Huan	5	2,084	520	25%						520						
<b>17. Dong Khe Commune, Thach An District</b>																	
<b>Total</b>		<b>89</b>	<b>77,896</b>	<b>22,217</b>							<b>20,852</b>	<b>273</b>					
1	Ly Van Tong	4	30,184	2,353	8%						988	273					
2	Hoang Van Bo	2	1,980	689	35%						689						
3	Hoan Van Tien	4	1,820	689	38%						689						
4	Đinh Huy Tri	4	1,680	611	36%						611						
5	Đinh Viet Tam	4	2,880	923	32%						923						
6	Đam Viet	5	1,696	780	46%						780						
7	Hoan Van Toi	4	2,832	1,066	38%						1,066						
8	Đinh Huy Tro	4	1,680	819	49%						819						
9	Đinh Viet Tri	3	2,484	1,118	45%						1,118						
10	Đam Vo	4	1,872	845	45%						845						
11	Nong Van Khanh	3	1,608	663	41%						663						
12	Nong Van Phien	4	1,634	780	48%						780						
13	Nong Van Coong	3	1,980	702	35%						702						
14	Nong Xuan Chu	3	1,900	741	39%						741						
15	Nong Cao Son	4	1,500	728	49%						728						
16	Nong Xuan Chu	3	2,500	1,131	45%						1,131						
17	Nong Hai Duong	4	3,415	1,196	35%						1,196						
18	Le Van Son	4	2,500	1,170	47%						1,170						
19	Ma Van Duc	3	1,500	728	49%						728						
20	Le Thanh Bon	4	1,350	650	48%						650						
21	Ly Van Cuong	4	1,600	741	46%						741						
22	Nong Van Phuc	4	2,300	962	42%						962						
23	Le Van Dong	5	2,500	1,040	42%						1,040						
24	Ma Phu	3	2,501	1,092	44%						1,092						

Sr No	Name of head of household	No. of persons in Hhold	Total landholding of Hhold in m2	Land to be acquired	Loss as % of total	Loss of Assets				Loss of Crops			Loss of othe assets	Other losses			Temporary losses
						Number and type of loss structure	Structure permanent (m2)	Structure temporary (m2)	Area of residential land lost	Trees	Paddy area	Other	(Tombs, well)	Residence	Business lost	income loss	
<b>18. Le Lai Commune, Thach An District</b>																	
<b>Total</b>		<b>203</b>	<b>660,158</b>	<b>78,065</b>						<b>208</b>	<b>45,175</b>	<b>6370</b>					
1	Hua Thi Oanh	4	19,238	1,937	10%						1,027	182					
2	Hua Van Dang	3	13,364	1,508	11%						780	145.6					
3	Ly Van Hieu	5	1,622	806	50%						806						
4	Hoang Quang Ho	3	1,686	780	46%						780						
5	Nong Duy Hai	4	12,748	1,898	15%						754	228.8					
6	Hoang Thi Anh	3	1,736	806	46%						806						
7	Hoang Van Bich	4	21,228	2,288	11%						858	286					
8	Hoang Van Can	4	1,940	884	46%						884						
9	Nong Quoc Khanh	4	16,033	1,859	12%						689	234					
10	Nong Van Ta	3	19,490	1,846	9%						611	247					
11	Hoang Thi Phong	3	1,744	819	47%						819						
12	Hua Van Phu	4	5,741	1,105	19%					78	715						
13	Hua Van Tam	4	19,843	1,924	10%						884	208					
14	Hoang Thi Song	4	5,375	1,235	23%					130	585						
15	Nong Van Chan	2	1,640	780	48%						780						
16	Hoang Thi Duy	4	19,373	1,599	8%						871	145.6					
17	Nong Van Dung	4	18,015	1,690	9%						676	202.8					
18	Nong Thi Huong	3	1,412	624	44%						624						
19	Hoang Van Mong	4	19,421	2,275	12%						975	260					
20	Hoang Van Ngoc	4	1,916	923	48%						923						
21	Hoang Van Con	4	29,984	1,950	7%						858	218.4					
22	Hoang Van Luc	3	24,747	1,963	8%						715	249.6					
23	Hoang Cao Quang	3	2,084	962	46%						962						
24	Ly Van Vien	2	1,800	819	46%						819						
25	Dinh Thi Man	4	24,038	1,469	6%						559	182					
26	Nong Cong Hong	4	27,056	1,976	7%						1,001	195					
27	Nong Van Huong	4	2,058	1,040	51%						1,040						
28	Nong Van Cuong	3	22,020	2,041	9%						871	234					
29	Nong Thi Hien	4	1,700	819	48%						819						
30	Nong Thi Dong	4	1,780	858	48%						858						
31	Hoang Thi Lien	3	1,962	936	48%						936						

Sr No	Name of head of household	No. of persons in Hhold	Total landholding of Hhold in m2	Land to be acquired	Loss as % of total	Loss of Assets				Loss of Crops			Loss of othe assets	Other losses			Temporary losses
						Number and type of loss structure	Structure permanent (m2)	Structure temporary (m2)	Area of residential land lost	Trees	Paddy area	Other	(Tombs, well)	Residence	Business lost	income loss	
32	Ly Van Po	4	1,824	910	50%						910						
33	Truong Van Thoi	4	15,819	1,820	12%						819	200.2					
34	Dinh Van Toan	4	14,245	2,015	14%						819	239.2					
35	Hoang Van Hai	4	1,776	819	46%						819						
36	Dinh Van Khoa	4	24,002	1,599	7%						819	156					
37	Hoang Minh Dong	4	24,401	1,859	8%						819	208					
38	Nong Van Canh	4	29,304	2,171	7%						936	247					
39	Dinh Van Chien	5	1,629	780	48%						780						
40	Nong Van Xanh	3	1,704	819	48%						819						
41	Nong Dinh Thu	4	1,732	819	47%						819						
42	Hoang Van Tuyen	4	1,668	819	49%						819						
43	Dinh Van Duc	4	16,894	2,223	13%						663	312					
44	Dinh Thi Duyen	2	16,589	1,651	10%						819	166.4					
45	Hoang Van Thang	4	14,513	1,729	12%						819	182					
46	Hoang Van Thanh	4	16,864	2,054	12%						819	247					
47	Nong Van Hieu	4	21,927	1,755	8%						650	221					
48	Hoang Thi Yen	4	22,064	2,015	9%						975	208					
49	Hoang Van Nham	4	1,772	819	46%						819						
50	Ly Van Phong	4	22,211	1,781	8%						819	192.4					
51	Hoang Van Tien	4	1,804	819	45%						819						
52	Hoang Thi Ngam	4	22,574	1,781	8%						1,001	156					
53	Nong Van Truong	2	1,944	910	47%						910						
54	Nong Van Tuong	4	17,741	1,924	11%						819	221					
55	Nong Van Lap	4	22,361	1,755	8%						780	195					
<b>19. Thuy hung Commune, Thach An District</b>																	
<b>Total</b>		<b>109</b>	<b>445,783</b>	<b>57,200</b>													
1	Dinh Van Bao	5	16,436	2,054	12%						559	299					
2	Hoang Thi Khen	2	12,600	1,612	13%						468	228.8					
3	Ngac Van Trong	5	10,806	1,469	14%						494	195					
4	Dam Van Thang	1	13,619	1,651	12%						533	223.6					
5	Ngac Van Dung	1	33,422	3,133	9%						598	507					
6	Trieu Van Nam	4	11,221	1,755	16%						533	244.4					
7	Mong Van Doan	6	13,800	1,911	14%						468	288.6					



Sr No	Name of head of household	No.of persons in Hhold	Total landholding of Hhold in m2	Land to be acquired	Loss as % of total	Loss of Assets				Loss of Crops			Loss of othe assets (Tombs, well)	Other losses			Temporary losses
						Number and type of loss structure	Structure permanent (m2)	Structure temporary (m2)	Area of residential land lost	Trees	Paddy area	Other		Residence	Business lost	income loss	
8	Ngac Van Ly	5	26,569	2,015	8%						455	312					
9	Ngac Van Hien	2	14,411	2,106	15%						624	296.4					
10	Ly Van Canh	1	16,206	2,158	13%						546	322.4					
11	Ngac Van Phang	1	13,964	2,132	15%						416	343.2					
12	Ly Van Hoa	3	12,467	2,119	17%						585	306.8					
13	Mong Van Huong	4	16,159	2,015	12%						481	306.8					
14	Phung Van Thang	5	15,144	2,041	13%						507	306.8					
15	Ngac Le Thang	1	7,223	1,404	19%						559	169					
16	Mong Van Sung	7	7,070	1,196	17%						442	150.8					
17	Mong Van Tuan	1	6,523	1,508	23%						546	192.4					
18	Ha Thanh Son	3	6,349	1,300	20%						377	184.6					
19	Dinh Chi Dong	1	7,271	1,300	18%						468	166.4					
20	Ha Van Tien	1	6,547	1,261	19%						481	156					
21	Ha Nhu Khang	2	9,923	1,833	18%						533	260					
22	Ha Van Chan	7	19,033	2,509	13%						559	390					
23	Ha Van Chung	4	10,821	1,989	18%						455	306.8					
24	Ha Van Ngan	11	5,739	1,066	19%						533	106.6					
25	Ly Van Phong	6	12,664	2,028	16%						494	306.8					
26	Dam Van Truong	7	23,005	2,795	12%						559	447.2					
27	Hoang Van An	7	49,510	3,887	8%						507	676					
28	Hoang Thi Den	6	47,281	4,953	10%						520	886.6					
<b>20. My Hung Commune, Phuc Hoa District</b>																	
<b>Total</b>		<b>361</b>	<b>1,825,766</b>	<b>105,261</b>						<b>650</b>	<b>57,967</b>	<b>8808.8</b>					
1	Dam Van Binh	5	5,975	637	11%						637						
2	Hoang Van Bao	3	14,559	1,560	11%					91	559	109.2					
3	Dam Thi Ben	2	5,303	611	12%						611						
4	Dinh Quang Binh	3	31,823	2,301	7%					140	871	145.6					
5	Dam Van Bong	5	13,442	2,054	15%					73	1,118	114.4					
6	Dam Ngoc Bo	4	10,671	1,430	13%						1,430						
7	Dam Van Chuyen	4	24,465	2,171	9%					120	962	122.2					
8	Ma Dam Chinh	4	10,187	1,547	15%					44	728	119.6					
9	Ngo Van Cuong	3	3,243	468	14%						468						
10	Dinh Van Cuong	4	2,799	364	13%						364						

Sr No	Name of head of household	No. of persons in Hhold	Total landholding of Hhold in m2	Land to be acquired	Loss as % of total	Loss of Assets				Loss of Crops			Loss of othe assets	Other losses			Temporary losses
						Number and type of loss structure	Structure permanent (m2)	Structure temporary (m2)	Area of residential land lost	Trees	Paddy area	Other	(Tombs, well)	Residence	Business lost	income loss	
11	Hoang Van Canh	5	4,422	546	12%						546						
12	Dinh Van Can	5	9,135	1,092	12%						1,092						
13	Phan Doan Du	4	10,756	1,534	14%					68	572	124.8					
14	Dam Van Du	4	5,064	494	10%						494						
15	Dinh Trung Duy	4	31,787	1,911	6%					114	637	140.4					
16	Dam Van Duyen	5	9,665	1,209	13%						312	179.4					
17	Phan Doan Duoc	4	8,501	1,456	17%						650	161.2					
18	Dam Thi Eng	4	27,479	1,313	5%						507	161.2					
19	Dinh Thi Hien	5	10,172	1,248	12%						1,248						
20	Dinh Van Hieu	4	12,010	1,209	10%						442	153.4					
21	Dam Thi Hoa	4	10,343	910	9%						78	166.4					
22	Ngo Van Hoa	4	12,434	1,521	12%						884	127.4					
23	Be Van Hoat	4	1,098	208	19%						208						
24	Nguyen Hoang Huan	4	2,385	312	13%						312						
25	Dam Manh Hung	7	5,586	611	11%						611						
26	Le Van Kham	3	17,169	1,495	9%						702	158.6					
27	Dam Van Khao	4	12,627	1,651	13%						793	171.6					
28	Dinh Nhu Khoa	5	22,734	1,755	8%						936	163.8					
29	Dinh Quang Khai	3	5,503	559	10%						559						
30	Dam Van Khi	3	14,161	1,430	10%						689	148.2					
31	Dinh Be Kim	4	32,694	1,807	6%						975	166.4					
32	Dam Van Ky	6	14,578	1,209	8%						494	143					
33	Luong Thi Lanh	5	12,055	1,248	10%						442	161.2					
34	Dinh Van Linh	4	9,907	2,015	20%						1,144	174.2					
35	Dam Thi Lien	1	7,318	1,261	17%						468	158.6					
36	Dinh Van Lam	5	12,212	1,482	12%						533	189.8					
37	Hoang Van Le	5	19,724	2,080	11%						1,222	171.6					
38	Dinh Van Lap	5	32,132	1,534	5%						689	169					
39	Dinh Thi May	2	3,726	559	15%						559						
40	Dinh Be Man	5	22,619	1,560	7%						676	176.8					
41	Dinh Van Nghia	3	539	65	12%						65						
42	Dinh Be Nhat	3	2,944	429	15%						429						
43	Dam Van Noong	3	12,782	1,599	13%						728	174.2					

Sr No	Name of head of household	No.of persons in Hhold	Total landholding of Hhold in m2	Land to be acquired	Loss as % of total	Loss of Assets				Loss of Crops			Loss of othe assets	Other losses			Temporary losses
						Number and type of loss structure	Structure permanent (m2)	Structure temporary (m2)	Area of residential land lost	Trees	Paddy area	Other	(Tombs, well)	Residence	Business lost	income loss	
44	Ngo Van Noi	5	30,615	1,690	6%						754	187.2					
45	Dam Thi Oanh	3	16,131	1,326	8%						481	169					
46	Dinh Nhan Phong	5	5,656	767	14%						767						
47	Dinh Van Phuong	4	31,938	2,457	8%						1,430	205.4					
48	Dam Van Phuc	4	4,890	689	14%						689						
49	Dam Van Peng	4	16,079	1,924	12%						1,170	150.8					
50	Nong Van Son	5	12,430	1,313	11%						338	195					
51	Ma Dam Son	6	35,919	1,469	4%						637	166.4					
52	Lo Thi Thom	2	2,986	468	16%						468						
53	Dam Van Thuong	4	11,387	1,287	11%						689	119.6					
54	Ngo Van Thang	3	81,298	1,170	1%						442	145.6					
55	Dinh Ngoc Tiem	4	14,400	1,261	9%						637	124.8					
56	Dam Thi Tieu	2	3,005	585	19%						585						
57	Ngo Van Tung	4	98,932	1,430	1%						689	148.2					
58	Dam Van Tuan	3	37,882	1,352	4%						481	174.2					
59	Dinh Thi Tot	3	9,576	1,027	11%						533	98.8					
60	Dam Van Tu	7	51,969	1,248	2%						637	122.2					
61	Dinh Hong Vinh	4	5,990	793	13%						338	91					
62	Dinh Thi Vien	3	37,395	1,781	5%						884	179.4					
63	Dinh Van Vong	5	24,534	1,833	7%						1,092	148.2					
64	Dam Van Vu	5	15,446	1,456	9%						637	163.8					
65	Dinh Van Xuan	5	4,211	637	15%						637						
66	Phan Thi Dieu	2	11,556	637	6%						637						
67	Duong Van Duong	5	18,158	1,599	9%						637	192.4					
68	Dinh Thi Dam	3	806	208	26%						208						
69	Dam Van Dap	4	24,209	1,807	7%						1,365	88.4					
70	Dinh Van Dinh	2	2,727	455	17%						455						
71	Dinh Van Cuong	4	2,799	442	16%						442						
72	Dam Thi Bay	4	38,760	1,248	3%						403	169					
73	Phu Van Dich	7	59,410	1,183	2%						598	117					
74	Hoang Van Heo	5	2,293	429	19%						429						
75	Tong Van Ket	4	437	65	15%						65						
76	Hoang Dinh Le	5	97,627	1,248	1%						637	122.2					

Sr No	Name of head of household	No. of persons in Hhold	Total landholding of Hhold in m2	Land to be acquired	Loss as % of total	Loss of Assets				Loss of Crops			Loss of othe assets	Other losses			Temporary losses
						Number and type of loss structure	Structure permanent (m2)	Structure temporary (m2)	Area of residential land lost	Trees	Paddy area	Other	(Tombs, well)	Residence	Business lost	income loss	
77	Luc Thi Lo	3	106,000	819	1%						143	135.2					
78	Hoang Van Ly	3	24,807	923	4%						481	88.4					
79	Hoang Van Nung	6	38,006	1,157	3%						533	124.8					
80	Hoang Van Quang	4	25,822	793	3%						208	117					
81	Hoang Van Sinh	3	17,289	1,131	7%						689	88.4					
82	Hoang Van Thanh	3	36,875	819	2%						299	104					
83	Nong Van Tiep	5	19,467	1,612	8%						1,118	98.8					
84	Hoang Van Truong	4	22,390	1,066	5%						585	96.2					
85	Le Van Tan	6	19,512	1,729	9%						1,274	91					
86	Nong Van Tuong	5	28,839	1,248	4%						702	109.2					
87	Lo Van Au	3	33,869	910	3%						312	119.6					
88	Nong Van Dang	4	42,629	1,664	4%						1,131	106.6					
89	Dinh Thi Dam	4	60,082	1,651	3%						1,157	98.8					
<b>21. Luong Thien Commune, Phuc Hoa District</b>																	
<b>Total</b>		<b>90</b>	<b>120,260</b>	<b>24,440</b>						<b>468</b>	<b>22,100</b>						
1	Thach Van Man	7	13,083	1,755	13%						1,755						
2	Luc Van Dong	4	3,864	1,560	40%						1,560						
3	Nong Van Khanh	4	7,000	2,080	30%						2,080						
4	Phung Van Dung	5	3,000	1,170	39%						1,170						
5	Ly Van Pau	4	10,500	1,638	16%					78	1,248						
6	Phung Van Mao	5	8,000	1,690	21%						1,690						
7	Nong Van Luc	3	11,553	1,430	12%					65	1,105						
8	Trieu Van Hop	5	5,400	1,508	28%						1,508						
9	Hoang Van Dao	5	4,000	1,040	26%						1,040						
10	Trieu Van Doi	4	4,000	1,235	31%						1,235						
11	Luong Van Banh	4	9,415	1,430	15%					65	1,105						
12	Trieu Van Ly	5	9,470	585	6%					78	195						
13	Luong Van Khon	8	2,000	962	48%						962						
14	Dang Thi Sung	5	500	234	47%						234						
15	Dang Dai	5	6,210	962	15%					65	637						
16	Luc Thi Bach	4	3,000	1,300	43%						1,300						
17	Nong Van Do	3	4,462	585	13%					52	325						
18	Dang Van Minh	1	6,603	780	12%					65	455						

Sr No	Name of head of household	No. of persons in Hhold	Total landholding of Hhold in m2	Land to be acquired	Loss as % of total	Loss of Assets				Loss of Crops			Loss of othe assets	Other losses			Temporary losses
						Number and type of loss structure	Structure permanent (m2)	Structure temporary (m2)	Area of residential land lost	Trees	Paddy area	Other	(Tombs, well)	Residence	Business lost	income loss	
19	Hoang Van Ngoi	4	7,000	1,950	28%						1,950						
20	Luong Van Du	5	1,200	546	46%						546						
<b>22. Hong Dinh Commune, Quang Uyen District</b>																	
<b>Total</b>		<b>482</b>	<b>210,936</b>	<b>89,703</b>			<b>68</b>			<b>59</b>	<b>89,050</b>						
1	Hoang Van Bac	6	3,730	689	18%					20	494						
2	Hoang Van Mon	5	2,461	572	23%					7	507						
3	Hoang Van Khuyen	3	4,080	1,170	29%					20	975						
4	Hoang Van Khen	5	1,725	689	40%					13	559						
5	Hoang Van Thiet	5	1,792	702	39%						702						
6	Dam Quang Truong	4	1,309	533	41%						533						
7	Hoang Van Vo	4	2,175	533	25%						533						
8	Hoang Van Tan	4	2,039	507	25%						507						
9	Hoang Thi Khai	1	2,211	975	44%						975						
10	Dinh Van Khoai	4	1,280	624	49%						624						
11	Phan Thi Hien	5	2,278	1,118	49%						1,118						
12	Dinh Thi Thoi	4	1,760	845	48%						845						
13	Nong Van Anh	3	1,233	585	47%						585						
14	Phan Van Huu	3	3,330	1,560	47%						1,560						
15	Phan Van Bich	5	1,731	819	47%						819						
16	Nong Van Bieu	5	2,264	1,105	49%						1,105						
17	Phan Van Cuc	5	1,113	520	47%						520						
18	Dinh Van Y	4	2,418	1,118	46%						1,118						
19	Dinh Van Kien	4	1,692	819	48%						819						
20	Phan Huu Lien	3	1,840	819	45%						819						
21	Phan Van Ngoan	6	2,412	1,157	48%						1,157						
22	Dinh Van Toan	4	2,133	1,014	48%						1,014						
23	Phan Van Suu	4	1,945	819	42%						819						
24	Phan Van Thang	5	1,382	676	49%						676						
25	Phan Van Tien	4	3,184	1,495	47%						1,495						
26	Phan Van Hien	4	1,946	819	42%						819						
27	Phan Van Vi	5	2,439	988	41%						988						
28	Phan Van Do	5	1,943	819	42%						819						
29	Nong Van Giang	5	1,350	637	47%						637						

Sr No	Name of head of household	No. of persons in Hhold	Total landholding of Hhold in m2	Land to be acquired	Loss as % of total	Loss of Assets				Loss of Crops			Loss of othe assets	Other losses			Temporary losses
						Number and type of loss structure	Structure permanent (m2)	Structure temporary (m2)	Area of residential land lost	Trees	Paddy area	Other	(Tombs, well)	Residence	Business lost	income loss	
30	Phan Van Tu	4	1,940	819	42%						819						
31	Phan Van Duan	2	2,209	1,066	48%						1,066						
32	Dinh Van Bao	6	1,325	572	43%						572						
33	Phan Van Nhin	5	3,082	1,430	46%						1,430						
34	Nong Van Hieu	6	1,168	507	43%						507						
35	Nong Thi Mui	5	1,708	819	48%						819						
36	Nguyen Van The	5	2,236	975	44%						975						
37	Phan Van Quan	6	1,786	819	46%						819						
38	Dinh Van Binh	5	1,265	598	47%						598						
39	Hoang Van Khinh	1	1,785	819	46%						819						
40	Dinh Van Binh	5	1,265	533	42%						533						
41	Dinh Van Truong	6	1,743	819	47%						819						
42	Phan Van Nam	5	2,632	1,105	42%						1,105						
43	Dinh Van Quyen	5	1,315	598	45%						598						
44	Dinh Van Thuat	5	1,290	598	46%						598						
45	Dinh Hai Duong	4	1,275	585	46%						585						
46	Dinh Van Thuc	3	2,193	910	41%						910						
47	Dinh Van Chung	5	1,935	819	42%						819						
48	Dinh Van Thu	5	1,198	546	46%						546						
49	Dinh Trieu Tinh	5	1,045	494	47%						494						
50	Dinh Van Dong	5	2,490	1,235	50%						1,235						
51	Dinh Thi Dao	2	1,965	819	42%						819						
52	Dinh Van Ruoc	2	2,093	988	47%						988						
53	Dinh Van Thang	5	1,968	819	42%						819						
54	Dinh Ich Cuu	4	1,331	598	45%						598						
55	Dinh Ich Dinh	4	2,164	1,001	46%						1,001						
56	Nong Van Dai	3	1,990	910	46%						910						
57	Dinh Ich Tu	8	1,818	819	45%						819						
58	Nong Dinh Toa	5	1,662	819	49%						819						
59	Dinh Van Tuyen	4	1,043	481	46%						481						
60	Dao Van Ru	4	2,127	819	39%						819						
61	Dinh Van Duong	5	1,575	780	50%						780						
62	Nguyen Van Toai	5	2,582	975	38%						975						

Sr No	Name of head of household	No. of persons in Hhold	Total landholding of Hhold in m2	Land to be acquired	Loss as % of total	Loss of Assets				Loss of Crops			Loss of othe assets	Other losses			Temporary losses
						Number and type of loss structure	Structure permanent (m2)	Structure temporary (m2)	Area of residential land lost	Trees	Paddy area	Other	(Tombs, well)	Residence	Business lost	income loss	
63	Dinh Van Tuong	7	1,835	819	45%						819						
64	Dinh Van Chuan	4	2,320	962	41%						962						
65	Dinh Trong Hiep	4	1,859	819	44%						819						
66	Dinh Ich Duong	2	1,054	494	47%						494						
67	Dinh Van Tue	3	1,900	819	43%						819						
68	Dinh Van Kien	5	1,410	689	49%						689						
69	Nong Van Kien	4	2,326	1,040	45%						1,040						
70	Nguyen Van Do	5	2,043	819	40%						819						
71	Nguyen Thi Tinh	3	1,030	481	47%						481						
72	Phan Van Sap	6	1,235	533	43%						533						
73	Nong Van Dan	2	1,498	702	47%						702						
74	Dao Van Ngoc	6	2,444	1,092	45%						1,092						
75	Nguyen Van Bong	5	1,381	663	48%						663						
76	Nong Van Man	7	1,090	455	42%						455						
77	Dinh Ich Hoc	5	1,726	819	47%						819						
78	Dinh Ich Cuong	4	2,477	1,105	45%						1,105						
79	Dinh Ich Son	6	1,759	819	47%						819						
80	Dinh Ich Su	3	1,132	533	47%						533						
81	Dinh Ich Doan	6	2,192	819	37%						819						
82	Dinh Ich Rong	5	2,264	819	36%						819						
83	Dinh Ich Thuy	4	2,176	819	38%						819						
84	Dinh Ich Doi	5	2,096	923	44%						923						
85	Dinh Ich Nguyen	5	2,051	819	40%						819						
86	Dinh Van Khoai	6	2,110	910	43%						910						
87	Dinh Ich Dich	3	1,944	819	42%						819						
88	Dinh Ich Thieu	5	1,191	572	48%						572						
89	Dinh Ich Van	4	2,013	819	41%						819						
90	Dinh Ich Bot	4	2,096	1,040	50%						1,040						
91	Dinh Van Dien	3	1,058	494	47%						494						
92	Dinh Van Inh	7	2,025	819	40%						819						
93	Nguyen Van Hieu	5	2,413	1,001	41%						1,001						
94	Nong Van Dich	5	2,030	923	45%						923						
95	Nguyen Van Dong	7	2,330	988	42%						988						

Sr No	Name of head of household	No. of persons in Hhold	Total landholding of Hhold in m2	Land to be acquired	Loss as % of total	Loss of Assets				Loss of Crops			Loss of othe assets	Other losses			Temporary losses
						Number and type of loss structure	Structure permanent (m2)	Structure temporary (m2)	Area of residential land lost	Trees	Paddy area	Other	(Tombs, well)	Residence	Business lost	income loss	
96	Nguyen Van Piao	1	2,310	1,040	45%						1,040						
97	Hoang Quang Pho	4	2,137	936	44%						936						
98	Nguyen Van Nguyen	5	1,039	481	46%						481						
99	Nong Van Thang	3	1,528	702	46%						702						
100	Nong Van Ton	3	1,726	819	47%						819						
101	Hoang Van Hung	1	2,155	1,001	46%						1,001						
102	Dinh Van Khiem	5	1,622	780	48%						780						
103	Nong Van Duong	4	1,392	689	49%						689						
104	Phan Van Sau	6	1,920	819	43%						819						
105	Nong Van Trong	5	1,667	819	49%						819						
106	Nong Van Dam	5	2,192	832	38%						832						
107	Nong Van Vuong	4	2,238	975	44%						975						
108	Dinh Ich Dong	6	2,105	910	43%						910						
109	Hoang Van Nong	1	2,800	686	23%	01 house	36				650						
110	Hoang Minh Bac	1	3,200	747	22%	01 house	32				715						
<b>23. Phuc Sen Commune, Quang Uyen District</b>																	
<b>Total</b>		<b>482</b>	<b>162,542</b>	<b>62,588</b>			<b>58</b>				<b>62,530</b>						
1	Luc Van Hop	4	1,926	468	24%						468						
2	Luc Van Suong	5	785	364	46%						364						
3	Luc Van Ban	3	1,810	845	47%						845						
4	Luc Van Quang	2	1,485	715	48%						715						
5	Luc Van Thai	4	2,551	624	24%						624						
6	Hoang Van Tien	4	1,051	481	46%						481						
7	Luc Van Tho	6	696	338	49%						338						
8	Dam Van Dai	4	555	247	45%						247						
9	Luong Van Thai	5	1,363	598	44%						598						
10	Dam Van Thanh	2	1,187	507	43%						507						
11	Hoang Van Cau	6	3,520	1,495	42%						1,495						
12	Phung Van Thuc	3	1,252	520	42%						520						
13	Phung Van Ta	4	700	338	48%						338						
14	Phung Van Hinh	4	732	338	46%						338						
15	Hoang Van Coong	4	1,710	806	47%						806						
16	Hoang Van Sau	3	664	156	23%						156						



Sr No	Name of head of household	No.of persons in Hhold	Total landholding of Hhold in m2	Land to be acquired	Loss as % of total	Loss of Assets				Loss of Crops			Loss of othe assets	Other losses			Temporary losses
						Number and type of loss structure	Structure permanent (m2)	Structure temporary (m2)	Area of residential land lost	Trees	Paddy area	Other	(Tombs, well)	Residence	Business lost	income loss	
17	Hoang Van Sam	5	1,407	520	37%						520						
18	Hoang Van Thang	5	1,860	455	24%						455						
19	Hoang Van Sinh	5	1,322	598	45%						598						
20	Hoang Van Chien	4	4,067	1,755	43%						1,755						
21	Phung Van Thuc	4	1,303	585	45%						585						
22	Luong Van Bao	4	733	351	48%						351						
23	Be Van Thong	6	708	338	48%						338						
24	Luc Van To	4	1,421	624	44%						624						
25	Dam Van Pham	4	1,390	338	24%						338						
26	Dam Van Tang	4	3,062	1,430	47%						1,430						
27	Phung Van Thuong	2	1,432	598	42%						598						
28	Hoang Van Men	2	2,857	1,300	46%						1,300						
29	Luc Van Tai	4	779	377	48%						377						
30	Dam Van Cay	4	603	260	43%						260						
31	Hoang Ngoc Truy	4	1,729	858	50%						858						
32	Nong Van Dai	4	1,760	832	47%						832						
33	Hoang Van Huu	4	951	455	48%						455						
34	Phung Van Coong	4	2,848	1,404	49%						1,404						
35	Nong Hoai Bao	3	506	234	46%						234						
36	Nong Van Vinh	3	560	273	49%						273						
37	Nong Van Phuc	3	739	364	49%						364						
38	Hoang Van Hanh	3	1,209	546	45%						546						
39	Luong Van Luong	5	1,826	884	48%						884						
40	Luc Van Dan	4	1,168	559	48%						559						
41	Luc Van San	5	1,258	546	43%						546						
42	Luong Van Pung	4	1,269	572	45%						572						
43	Luong Van Cuong	4	1,576	676	43%						676						
44	Hoang Van Hung	4	3,476	1,690	49%						1,690						
45	Hoang Van Truong	3	1,381	650	47%						650						
46	Hoang Van Pao	5	814	390	48%						390						
47	Nong Van Hoc	4	283	130	46%						130						
48	Hoang Van San	5	1,084	520	48%						520						
49	Nong Van Thu	5	788	325	41%						325						

Sr No	Name of head of household	No.of persons in Hhold	Total landholding of Hhold in m2	Land to be acquired	Loss as % of total	Loss of Assets				Loss of Crops			Loss of othe assets	Other losses			Temporary losses
						Number and type of loss structure	Structure permanent (m2)	Structure temporary (m2)	Area of residential land lost	Trees	Paddy area	Other	(Tombs, well)	Residence	Business lost	income loss	
50	Nong Van Chung	4	1,331	585	44%						585						
51	Hoang Trung Kien	4	1,491	572	38%						572						
52	Nong Van Van	4	1,482	650	44%						650						
53	Nong Van Chien	4	3,667	1,573	43%						1,573						
54	Nong Van Toi	4	3,904	1,820	47%						1,820						
55	Nong Van Dinh	3	5,888	2,405	41%						2,405						
56	Nong Van Thang	2	1,472	611	42%						611						
57	Nong Van Phong	4	957	390	41%						390						
58	Nong Van Bao	4	580	260	45%						260						
59	Hoang Minh Thanh	4	1,514	520	34%						520						
60	Hoang Van Khiin	4	1,473	455	31%						455						
61	Hoang Van San	4	777	286	37%						286						
62	Hoang Van Thai	4	1,605	455	28%						455						
63	Nong Van Son	4	1,239	429	35%						429						
64	Hoang Van Thin	4	1,394	663	48%						663						
65	Hoang Dinh Hung	7	643	312	49%						312						
66	Luong Van Toan	5	1,471	598	41%						598						
67	Luong Van Thinh	6	584	234	40%						234						
68	Nong Van Thu	4	1,488	221	15%						221						
69	Nong Van Say	4	554	260	47%						260						
70	Nong Van Nhat	5	1,497	247	16%						247						
71	Nong Van Quan	5	1,045	481	46%						481						
72	Nong Thi Hoanh	3	861	403	47%						403						
73	Nong Van Tay	3	964	325	34%						325						
74	Nong Van Ngan	3	528	208	39%						208						
75	Luong Van Ta	4	1,655	663	40%						663						
76	Hoang Van Them	4	1,215	585	48%						585						
77	Hoang Van Toong	4	668	234	35%						234						
78	Nong Van Quyet	4	528	221	42%						221						
79	Nong Van Chan	4	752	325	43%						325						
80	Nong Long Nhat	4	1,373	546	40%						546						
81	Nong Vinh	4	4,250	2,080	49%						2,080						
82	Luong Van Banh	4	1,342	416	31%						416						

Sr No	Name of head of household	No. of persons in Hhold	Total landholding of Hhold in m2	Land to be acquired	Loss as % of total	Loss of Assets				Loss of Crops			Loss of othe assets	Other losses			Temporary losses
						Number and type of loss structure	Structure permanent (m2)	Structure temporary (m2)	Area of residential land lost	Trees	Paddy area	Other	(Tombs, well)	Residence	Business lost	income loss	
83	Luong Van Vinh	4	1,329	429	32%						429						
84	Luong Van Thuong	4	1,357	546	40%						546						
85	Luong Van Dai	4	1,160	546	47%						546						
86	Luong Van Hinh	4	1,297	533	41%						533						
87	Luong Van Chung	4	1,200	520	43%						520						
88	Luong Van Khen	4	1,200	494	41%						494						
89	Luong Van Nut	5	1,320	325	25%						325						
90	Hoang Van Chuc	3	1,300	338	26%						338						
91	Luong Van Minh	5	1,220	416	34%						416						
92	Luong Van Ta	5	567	260	46%						260						
93	Luong Van Phat	5	1,175	468	40%						468						
94	Luong Van Mao	4	1,144	481	42%						481						
95	Nong Van Hoc	4	1,306	377	29%						377						
96	Hoang Van Thai	4	1,605	650	40%						650						
97	Hoang Van Dai	4	368	169	46%						169						
98	Sach Hoang Ben	4	1,236	468	38%						468						
99	Nong Van Lap	4	1,319	234	18%						234						
100	Nong Van Khim	4	1,379	325	24%						325						
101	Nong Van Len	2	1,457	299	21%						299						
102	Nong Van Binh	3	615	286	47%						286						
103	Nong Van Hop	3	469	221	47%						221						
104	Luong Van Diep	4	247	104	42%						104						
105	Luong Van Hoc	4	1,127	52	5%						52						
106	Luong Van Viet	6	1,115	52	5%						52						
107	Luong Van Hac	6	1,236	117	9%						117						
108	Luong Van Ban	5	1,222	104	9%						104						
109	Luong Thanh Son	4	1,443	221	15%						221						
110	Luong Minh Hoi	4	1,319	156	12%						156						
111	Luong Van Quay	4	755	364	48%						364						
112	Luong Van Phuc	4	722	338	47%						338						
113	Luong Van Chuong	4	776	351	45%						351						
114	Nong Thi May	4	1,259	247	20%						247						
115	Luong Van Thong	4	1,387	351	25%						351						

Sr No	Name of head of household	No. of persons in Hhold	Total landholding of Hhold in m2	Land to be acquired	Loss as % of total	Loss of Assets				Loss of Crops			Loss of othe assets	Other losses			Temporary losses
						Number and type of loss structure	Structure permanent (m2)	Structure temporary (m2)	Area of residential land lost	Trees	Paddy area	Other	(Tombs, well)	Residence	Business lost	income loss	
116	Luong Van Nhan	4	1,453	364	25%						364						
117	Luong Van Loc	4	1,370	364	27%						364						
118	Võ Đoàn	4	1,370	353	24%	1 house	28				325						
119	Võ Hoàn	4	1,370	355	24%	1 house	30				325						
<b>24. Quoc Dan Commune, Quang Uyen District</b>																	
<b>Total</b>		<b>123</b>	<b>126,579</b>	<b>38,220</b>						<b>390</b>	<b>36,270</b>						
1	Nong Van Tung	6	15,462	1,651	11%					104	1,131						
2	Hoang Van Cuu	8	1,734	754	43%						754						
3	Nong Thi Tom	4	1,683	728	43%						728						
4	Vi Van Kuu	4	3,940	1,625	41%						1,625						
5	Luong Van Bong	2	2,071	975	47%						975						
6	Luong Van Phu	5	1,933	897	46%						897						
7	Hoang Van Va	4	2,543	1,131	44%						1,131						
8	Hoang Van Son	4	2,551	1,131	44%						1,131						
9	Luc Van Xuan	4	1,915	936	49%						936						
10	To Van Hinh	4	2,143	975	45%						975						
11	Luong Van Uong	2	14,761	1,950	13%					91	1,495						
12	Luong Van Phuc	4	2,006	884	44%						884						
13	Luong Van Nut	4	2,259	1,040	46%						1,040						
14	Luu Minh Tung	2	2,380	1,131	48%						1,131						
15	Phung Van Dong	4	13,197	1,781	13%					130	1,131						
16	Phung Van Loi	4	2,493	663	27%						663						
17	Hoang Van Sam	4	8,811	1,885	21%						1,885						
18	Hoang van Meo	4	2,107	767	36%						767						
19	Hoang Van Ran	3	2,563	1,144	45%						1,144						
20	Hoang van To	4	2,592	1,235	48%						1,235						
21	Hoang van Cau	4	8,792	1,339	15%					65	1,014						
22	Hoang van Phinh	4	2,475	1,144	46%						1,144						
23	Hoang Van Ray	4	2,659	1,248	47%						1,248						
24	Vuong Van Kinh	4	2,567	1,196	47%						1,196						
25	Hoang Van Cai	3	2,277	1,118	49%						1,118						
26	Phung Thi Hieu	4	2,277	1,105	49%						1,105						
27	Hoang van Van	4	2,381	1,157	49%						1,157						

Sr No	Name of head of household	No. of persons in Hhold	Total landholding of Hhold in m2	Land to be acquired	Loss as % of total	Loss of Assets				Loss of Crops			Loss of othe assets	Other losses			Temporary losses
						Number and type of loss structure	Structure permanent (m2)	Structure temporary (m2)	Area of residential land lost	Trees	Paddy area	Other	(Tombs, well)	Residence	Business lost	income loss	
28	Hoang van Bich	3	2,957	1,365	46%						1,365						
29	Thach Van Tho	4	2,652	1,248	47%						1,248						
30	Mong Van Seo	3	2,999	1,430	48%						1,430						
31	Vi Van Den	3	3,096	1,456	47%						1,456						
32	Hoang Van Sau	3	2,303	1,131	49%						1,131						
<b>25. Quoc Toan Commune, Tra Linh District</b>																	
<b>Total</b>		<b>250</b>	<b>535,489</b>	<b>99,320</b>						<b>104</b>	<b>70,850</b>	<b>5590</b>					
1	Hoang Thi Bang	6	2,738	1,066	39%						1,066						
2	Nong Van Cau	3	13,009	2,145	16%						1,105	208					
3	Sam Van Thieu	5	2,919	1,274	44%						1,274						
4	Luong Van Xen	5	2,491	1,326	53%					39	1,131						
5	Hoang Van Thung	3	13,488	2,262	17%						1,287	195					
6	Vi Van Bo	6	2,947	1,222	41%						1,222						
7	Dam Van Thai	5	2,092	1,014	48%						1,014						
8	Dam Van Noong	3	2,252	1,040	46%						1,040						
9	Nong Van Duong	4	2,989	1,430	48%						1,430						
10	Vuong Van Dong	4	2,195	1,053	48%						1,053						
11	Nong Van Khiem	6	2,691	1,222	45%						1,222						
12	Phung Van Cuong	4	14,152	1,950	14%						1,300	130					
13	Phung Van Dan	3	9,119	1,534	17%					65	1,209						
14	Long Van Di	3	2,033	988	49%						988						
15	Long Van Hung	3	15,309	1,807	12%						1,092	143					
16	Nong Van Sau	4	2,213	1,092	49%						1,092						
17	Vi Van Chung	4	2,750	1,365	50%						1,365						
18	Hoang Van Dong	3	2,563	1,261	49%						1,261						
19	Phung Van Khen	6	16,219	2,327	14%						1,157	234					
20	Long Quang Phinh	3	2,397	1,092	46%						1,092						
21	Long Van Nham	5	2,703	1,300	48%						1,300						
22	Long Van Phinh	5	16,930	2,405	14%						1,300	221					
23	Long Thi Ninh	4	17,573	2,353	13%						1,105	249.6					
24	Luong Van Giang	4	2,370	1,105	47%						1,105						
25	Luong Thong Ke	4	2,465	1,170	47%						1,170						
26	Hoang Binh Trong	3	4,668	2,028	43%						2,028						

Sr No	Name of head of household	No. of persons in Hhold	Total landholding of Hhold in m2	Land to be acquired	Loss as % of total	Loss of Assets				Loss of Crops			Loss of othe assets	Other losses			Temporary losses
						Number and type of loss structure	Structure permanent (m2)	Structure temporary (m2)	Area of residential land lost	Trees	Paddy area	Other	(Tombs, well)	Residence	Business lost	income loss	
27	Luong Van Tang	3	17,385	2,418	14%						1,118	260					
28	Ha Quoc Bao	6	2,284	1,105	48%						1,105						
29	Hoang Khanh Kim	5	2,826	1,144	40%						1,144						
30	Dinh Thi Thanh	4	17,608	2,080	12%						1,118	192.4					
31	Dinh Thi Thanh	4	16,473	2,067	13%						1,222	169					
32	Hoang Van Tong	4	14,681	1,911	13%						1,001	182					
33	Dam Thi Can	3	2,024	962	48%						962						
34	Be Kim Thang	3	2,532	1,235	49%						1,235						
35	Dam Dinh Nhat	5	2,134	1,040	49%						1,040						
36	Dam Dinh Tran	5	2,380	1,157	49%						1,157						
37	Dam Thi Met	4	18,516	2,990	16%						1,430	312					
38	Be Van Tuyen	4	2,007	975	49%						975						
39	Be Van Ninh	5	16,043	2,197	14%						1,157	208					
40	Luong Van Khanh	5	2,212	1,079	49%						1,079						
41	Dam Van Bao	4	2,336	1,105	47%						1,105						
42	Hoang Van Vinh	3	18,974	2,158	11%						1,066	218.4					
43	Hoang Huu Phan	5	19,285	2,093	11%						1,105	197.6					
44	Hoang Huu Phong	5	2,283	1,118	49%						1,118						
45	Hoang Khanh Oanh	3	19,140	1,950	10%						1,235	143					
46	Hoang Van Hong	5	2,470	1,209	49%						1,209						
47	Hoang Quoc Toan	4	2,957	1,352	46%						1,352						
48	Dam Van Nam	5	2,880	1,300	45%						1,300						
49	Dam thi Soc	3	16,738	2,899	17%						1,469	286					
50	Dam Van Don	4	17,538	3,120	18%						1,495	325					
51	Hoang Van Duy	5	17,748	2,015	11%						1,170	169					
52	Dam Van Cuc	5	17,522	2,015	11%						1,365	130					
53	Dam Van Hung	5	21,504	2,444	11%						1,352	218.4					
54	Dam Thi Tam	5	21,735	2,652	12%						1,144	301.6					
55	Hoang Thi Bong	4	2,259	1,027	45%						1,027						
56	Nong Thi Cam	4	2,336	1,144	49%						1,144						
57	Luong Thi Rieng	5	23,023	2,691	12%						1,456	247					
58	Dam Van Chai	4	21,230	2,587	12%						1,092	299					
59	Hoang Van Diu	4	21,155	3,250	15%						1,495	351					

Sr No	Name of head of household	No. of persons in Hhold	Total landholding of Hhold in m2	Land to be acquired	Loss as % of total	Loss of Assets				Loss of Crops			Loss of othe assets (Tombs, well)	Other losses			Temporary losses
						Number and type of loss structure	Structure permanent (m2)	Structure temporary (m2)	Area of residential land lost	Trees	Paddy area	Other		Residence	Business lost	income loss	
<b>26. Nguyen Hue Commune, Hoa An District</b>																	
<b>Total</b>		<b>102</b>	<b>218,443</b>	<b>29,900</b>							<b>650</b>	<b>5850</b>					
1	Dam Van Thuan	3	5,707	650	11%						65	117					
2	Hoang The Nhan	4	7,620	741	10%						91	130					
3	Chau Quoc Hoi	6	17,156	1,391	8%						117	254.8					
4	Chau Van Dau	2	11,719	1,196	10%						104	218.4					
5	Luong Thi Tham	3	9,494	1,274	13%						78	239.2					
6	Dam Thi My	7	8,535	1,209	14%						104	221					
7	Hoang Thi Xuan	7	16,354	1,313	8%						91	244.4					
8	Chu Van Binh	5	10,570	1,339	13%							267.8					
9	Hua Van Trieu	6	12,200	1,573	13%							314.6					
10	Truong Van Ngoc	3	11,047	1,638	15%							327.6					
11	Lam Van Phuong	5	7,641	1,014	13%							202.8					
12	Hoang Manh Thong	4	7,759	1,118	14%							223.6					
13	Luong Van Dai	3	6,305	1,235	20%							247					
14	Ly Quoc Duong	4	9,498	1,430	15%							286					
15	Nong Van Minh	5	9,953	1,755	18%							351					
16	Luan Van Phuong	4	10,637	1,820	17%							364					
17	Ly Quoc Dai	5	11,501	1,742	15%							348.4					
18	Vuong Van Coong	4	7,035	650	9%							130					
19	Ly Van Chung	3	5,848	1,495	26%							299					
20	Nong Thi Tao	4	9,295	1,365	15%							273					
21	Chu Van Hinh	8	6,600	1,222	19%							244.4					
22	Hoang Van Dung	3	9,265	1,560	17%							312					
23	Vi Duc Ka	4	6,703	1,170	17%							234					
<b>27. Ngu Lao Commune, Hoa An District</b>																	
<b>Total</b>		<b>87</b>	<b>201,513</b>	<b>7,650</b>							<b>240</b>	<b>1482</b>					
1	Hoang van Giap	7	9,185	546	6%							109.2					
2	Luong Van Giau	4	10,255	614	5%						120	98.8					
3	Nong Huu Cau	2	7,536	338	4%							67.6					
4	Hoang Trung San	7	9,552	312	3%							62.4					
5	Hoang Trung Phong	4	7,932	549	5%						120	85.8					
6	Nong Van Su	6	8,797	468	5%							93.6					

Sr No	Name of head of household	No.of persons in Hhold	Total landholding of Hhold in m2	Land to be acquired	Loss as % of total	Loss of Assets				Loss of Crops			Loss of othe assets	Other losses			Temporary losses
						Number and type of loss structure	Structure permanent (m2)	Structure temporary (m2)	Area of residential land lost	Trees	Paddy area	Other	(Tombs, well)	Residence	Business lost	income loss	
7	Nong Van Binh	6	9,037	624	7%							124.8					
8	Hoang Van Quoc	5	10,927	208	2%							41.6					
9	Luong Van Thiet	6	11,751	546	5%							109.2					
10	Nong Van Luong	4	14,924	416	3%							83.2					
11	Hoang Trung Loi	6	28,011	273	1%							54.6					
12	Hoang Van Tien	5	8,836	507	6%							101.4					
13	Luu Minh Trung	6	13,650	390	3%							78					
14	Luu Van Dam	6	17,373	338	2%							67.6					
15	Long Nong Hiep	3	9,694	520	5%							104					
16	Long Nong Tai	6	9,937	481	5%							96.2					
17	Vuong Van Vu	4	14,117	520	4%							104					
<b>28. Ngoc Xuan Commune, Cao Bang Town</b>																	
<b>Total</b>		<b>108</b>	<b>81,840</b>	<b>19,336</b>			<b>96</b>			<b>208</b>	<b>17,550</b>	<b>130</b>					
1	Lien Si Khoi	4	4,911	1,248	25%					65	923						
2	Doan Thi Thao	3	4,730	1,170	25%					52	910						
3	Doan Thi Vay	4	4,353	1,066	24%					91	611						
4	Doan Thi Nga	4	22,847	5,200	23%						4,550	130					
5	Doan Trong Phuong	4	1,380	325	24%						325						
6	Doan Van Tong	4	1,696	429	25%						429						
7	Doan Cong Cau	6	2,832	702	25%						702						
8	Hoang Thi Duong	4	928	234	25%						234						
9	Nong Van Tan	4	1,680	416	25%						416						
10	Nong Van Ngo	4	984	247	25%						247						
11	Doan Van Chieu	5	1,872	455	24%						455						
12	Nong Van Duc	3	1,108	260	23%						260						
13	Le Van Truyen	4	1,134	260	23%						260						
14	Doan Van Thong	5	1,480	351	24%						351						
15	Doan Van Giam	2	1,400	325	23%						325						
16	Nong Quoc Khanh	4	1,500	377	25%						377						
17	Doan Van Tuong	5	1,000	247	25%						247						
18	Ha Thanh Duc	3	3,415	780	23%						780						
19	Doan Thi Men	4	1,000	234	23%						234						
20	Ha Thanh Son	4	3,100	715	23%						715						



Sr No	Name of head of household	No. of persons in Hhold	Total landholding of Hhold in m2	Land to be acquired	Loss as % of total	Loss of Assets			Loss of Crops			Loss of othe assets	Other losses			Temporary losses
						Number and type of loss structure	Structure permanent (m2)	Structure temporary (m2)	Area of residential land lost	Trees	Paddy area	Other	(Tombs, well)	Residence	Business lost	
21	Trinh Gia Thong	5	1,350	325	24%					325						
22	Nguyen Thi Tue	2	800	208	26%					208						
23	Doan Thi Ngan	6	1,000	247	25%					247						
24	Doan Xuan Truong	3	1,800	416	23%					416						
25	Võ Đoàn	4	5,850	1,332	22%	01 house	32			1,300						
26	Hoàng Minh Bắc	4	4,830	1,024	20%	01 house	36			988						
27	Trần Minh Hoan	4	2,860	743	25%	01 house	28			715						
<b>29. De Tham Commune, Cao Bang Town</b>																
<b>Total</b>		<b>211</b>	<b>75,131</b>	<b>28,834</b>						<b>28,834</b>						
1	Luong Xuan Truong	6	2,430	962	40%					962						
2	Hoang Dinh Vu	3	1,550	728	47%					728						
3	Luong thi Van	5	2,235	806	36%					806						
4	Hoang Thi Sao	4	1,202	546	45%					546						
5	Nguyen Dinh Dien	4	1,147	442	39%					442						
6	Nguyen Van Luan	4	1,497	546	36%					546						
7	Dam Van Trai	3	1,490	559	38%					559						
8	Nguyen Van Duy	4	1,272	533	42%					533						
9	Dam Van Hiep	4	1,000	481	48%					481						
10	Dam Trong Luan	3	1,510	507	34%					507						
11	Nguyen Xuan Phu	2	2,570	832	32%					832						
12	Dam trong Tam	4	900	338	38%					338						
13	Hoang Thi Dinh	3	680	286	42%					286						
14	Hoang Thi Vay	4	655	299	46%					299						
15	Be Xuan Hong	4	685	325	47%					325						
16	Be Xuan Be	4	1,420	403	28%					403						
17	Dam Van Thinh	2	826	338	41%					338						
18	Dam Van Thu	4	2,010	728	36%					728						
19	Nguyen Van Tiu	4	1,080	429	40%					429						
20	Dung Thi Sam	3	590	221	37%					221						
21	Hoang Thi Uong	4	500	169	34%					169						
22	Dam Van Tan	3	660	299	45%					299						
23	Nong Van Tam	4	1,130	416	37%					416						
24	Dam Van Thanh	2	1,475	598	41%					598						

Sr No	Name of head of household	No. of persons in Hhold	Total landholding of Hhold in m2	Land to be acquired	Loss as % of total	Loss of Assets				Loss of Crops			Loss of othe assets	Other losses			Temporary losses
						Number and type of loss structure	Structure permanent (m2)	Structure temporary (m2)	Area of residential land lost	Trees	Paddy area	Other	(Tombs, well)	Residence	Business lost	income loss	
25	Dam Van Kien	2	2,598	975	38%						975						
26	Hoang Van Nam	4	1,754	624	36%						624						
27	Hoang Van Thai	3	1,450	507	35%						507						
28	Hoang Van Khoan	3	785	312	40%						312						
29	Pham Ngoc Doanh	4	1,028	390	38%						390						
30	Nguyen Van Tuy	3	1,660	546	33%						546						
31	Nguyen Van Hoa	4	1,520	533	35%						533						
32	Nguyen Van Thuc	4	1,040	390	38%						390						
33	Dinh Ngoc Huong	4	960	325	34%						325						
34	Ly Duc Nghiem	4	1,385	481	35%						481						
35	Doan Van Duong	3	1,148	377	33%						377						
36	Luong Viet Thuong	5	520	182	35%						182						
37	Phan Thi Binh	3	2,471	936	38%						936						
38	Dinh Thi Nom	4	1,060	390	37%						390						
39	Dinh Ngoc Thuy	4	608	260	43%						260						
40	Nguyen Van Lap	4	1,601	546	34%						546						
41	Dinh Ngoc Trien	4	1,421	533	38%						533						
42	Nong Thi Hai	2	1,168	416	36%						416						
43	Ma Thi Lanh	4	897	390	43%						390						
44	Duong Van Mau	4	1,340	520	39%						520						
45	Dinh Ngoc Thuan	3	1,290	442	34%						442						
46	Dinh Ngoc Te	2	520	234	45%						234						
47	Phan Van Chi	4	1,405	546	39%						546						
48	Dinh Ngoc Dung	4	1,623	585	36%						585						
49	Hoang Van Quan	4	922	338	37%						338						
50	Hoang Thi Oanh	3	575	299	52%						299						
51	Hoang Thi Thao	4	880	351	40%						351						
52	Hoang Thi Cac	2	1,163	533	46%						533						
53	Pham Viet Long	4	870	351	40%						351						
54	Pham Thanh Giang	4	880	338	38%						338						
55	Anh Thi Nhu	3	1,940	832	43%						832						
56	Hoang Van Cuong	4	1,345	624	46%						624						
57	Hoang Van Quan	3	1,345	533	40%						533						

Sr No	Name of head of household	No. of persons in Hhold	Total landholding of Hhold in m2	Land to be acquired	Loss as % of total	Loss of Assets				Loss of Crops			Loss of othe assets	Other losses			Temporary losses
						Number and type of loss structure	Structure permanent (m2)	Structure temporary (m2)	Area of residential land lost	Trees	Paddy area	Other	(Tombs, well)	Residence	Business lost	income loss	
58	Ly Thi Hoan	4	1,310	559	43%						559						
59	Dinh Ngoc Sam	2	646	234	36%						234						
60	Dinh Ngoc Son	2	1,489	611	41%						611						

**APPENDIX 8**  
**DETAILS OF ENTITLEMENT OF PROJECT AFFECTED PEOPLE**



## APPENDIX 8 : ENTITLEMENTS OF PROJECT AFFECTED PEOPLE

Sr No	Name of head of Hholds	Compensation for land			Compensation for Structure			Compensation for Crops and trees						Compensation for other assets			Total in VND
		Area land of rice (m <sup>2</sup> )	Unit price / m <sup>2</sup>	Entitlement (VND)	Quantity (m <sup>2</sup> )	Unit price / m <sup>2</sup>	Entitlement (VND)	Quantity (m <sup>2</sup> )	Unit price / m <sup>2</sup>	Entitlement (VND)	Quantity (tree)	Unit price / tree	Entitlement (VND)	(well, tomb..)		Entitlement (VND)	
														Quantity	Unit price		
<b>LANG SON PROVINCE</b>																	
<b>1. Tam Thanh Commune, Lang Son City</b>																	
<b>Total</b>		<b>30</b>		<b>147,000</b>	<b>208</b>		<b>100,144,304</b>	<b>4,218</b>		<b>10,547,446</b>	<b>16</b>	<b>594,014</b>	<b>288,000</b>		<b>9,735,000</b>	<b>111,126,750</b>	
1	Pham Van Hung	4,900				481,463			2,500		1	18,000	18,000		295,000	18,000	
2	Dinh Van Tang	4,900				481,463			2,500		1	18,000	18,000		295,000	18,000	
3	Nguyen Van Dung	4,900				481,463			2,500		1	18,000	18,000		295,000	18,000	
4	Tran Quoc Toan	4,900				481,463			2,500		1	18,000	18,000		295,000	18,000	
5	Hoang Tro	4,900			30	481,463	14,443,890		2,500			18,000			295,000	14,443,890	
6	Ly Thi Tuyen	4,900				481,463			2,500		1	18,000	18,000		295,000	18,000	
7	Nguyen Thi Huong	4,900			32	481,463	15,406,816		2,500			18,000			295,000	15,406,816	
8	Hoang Nhi	4,900			30	481,463	14,443,890		2,500			18,000			295,000	14,443,890	
9	Vi Thi Nghi	4,900				481,463			2,500		1	18,000	18,000		295,000	18,000	
10	Truong Xuan Lac	4,900				481,463			2,500		1	18,000	18,000		295,000	18,000	
11	Luong Thi Huong	4,900				481,463			2,500		1	18,000	18,000		295,000	18,000	
12	Luong Van Long	4,900				481,463			2,500		1	18,000	18,000		295,000	18,000	
13	Hoang Van Chiu	4,900				481,463			2,500		1	18,000	18,000		295,000	18,000	
14	Nguyen Xuan Huan	4,900				481,463			2,500		1	18,000	18,000		295,000	18,000	
15	Le Van Hung	4,900				481,463			2,500		1	18,000	18,000		295,000	18,000	
16	Dinh Xuan Hai	4,900				481,463			2,500		1	18,000	18,000		295,000	18,000	
17	Ho Thi Vinh	4,900				481,463			2,500		1	18,000	18,000		295,000	18,000	
18	Mo Thi Tam	4,900				481,463			2,500		1	18,000	18,000		295,000	18,000	
19	Ha Thi Xuan	4,900				481,463			2,500		1	18,000	18,000		295,000	18,000	
20	Mr Co	4,900				481,463		605	2,500	1,512,500		18,000			295,000	1,512,500	
21	Mr Chi	4,900				481,463		104	2,500	260,000		18,000			295,000	260,000	
22	Mr Hai	4,900				481,463		173	2,500	432,500		18,000			295,000	432,500	
23	Mr Vuong	30	4,900	147,000		481,463		1,210	2,500	3,025,000		18,000			295,000	3,172,000	
24	Mr Hoang	4,900				481,463		157	2,500	392,500		18,000			295,000	392,500	
25	Mr Phong	4,900				481,463		452	2,500	1,130,000		18,000			295,000	1,130,000	
26	Mr Thay	4,900				481,463		293	2,500	732,500		18,000			295,000	732,500	
27	Mr Long	4,900				481,463		198	2,500	495,000		18,000			295,000	495,000	
28	Mr Thuong	4,900				481,463		104	2,500	260,000		18,000			295,000	260,000	
29	Mr Bong	4,900			26	481,463	12,518,038	100	2,501	250,100		18,001			295,000	12,768,138	
30	Mr Khao	4,900				481,463		120	2,502	300,240		18,002			295,000	300,240	
31	Mr Sec	4,900				481,463		190	2,503	475,570		18,003			295,000	475,570	
32	Mrs Hoang Thi Nhung	4,900				481,463		512	2,503	1,281,536		18,004			295,000	1,281,536	

Sr No	Name of head of Hholds	Compensation for land			Compensation for Structure			Compensation for Crops and trees						Compensation for other assets			Total in VND	
		Area land of rice (m <sup>2</sup> )	Unit price / m <sup>2</sup>	Entitlement (VNĐ)	Quantity (m <sup>2</sup> )	Unit price / m <sup>2</sup>	Entitlement (VNĐ)	Quantity (m <sup>2</sup> )	Unit price / m <sup>2</sup>	Entitlement (VNĐ)	Quantity (tree)	Unit price / tree	Entitlement (VNĐ)	(well, tomb..)				
														Quantity	Unit price	Entitlement (VNĐ)		
33	Lang Son Electricity		4,900		90	481,463	43,331,670		2,503				18,004			295,000		43,331,670
<b>2. Hoang Dong Commune, Lang Son City</b>																		
<b>Total</b>		<b>500</b>		<b>2,450,000</b>	<b>215</b>		<b>123,156,013</b>	<b>19,066</b>		<b>47,665,000</b>	<b>3,837</b>		<b>69,066,000</b>					<b>242,337,013</b>
1	Le Thi Yen		4,900					278	2,500	695,000			18,000			295,000		695,000
2	Chu Quoc Dung	30	4,900	147,000				82	2,500	205,000			18,000			295,000		352,000
3	Hoang Van Cong		4,900					263	2,500	657,500			18,000			295,000		657,500
4	Chu Van Khau		4,900						2,500		33		18,000	594,000		295,000		594,000
5	Chu Van Hung		4,900					2,088	2,500	5,220,000			18,000			295,000		5,220,000
6	Ha Van Co		4,900						2,500		96		18,000	1,728,000		295,000		1,728,000
7	Ha Van Dong		4,900					214	2,500	535,000			18,000			295,000		535,000
8	Hoang Minh Ngoc		4,900						2,500		88		18,000	1,584,000		295,000		1,584,000
9	Loc Van Chung		4,900						2,500		46		18,000	828,000		295,000		828,000
10	Hoang Thi Van		4,900					198	2,500	495,000			18,000			295,000		495,000
11	Lanh Van Doanh		4,900						2,500		83		18,000	1,494,000		295,000		1,494,000
12	Nguyen Dinh Chuc		4,900					368	2,500	920,000			18,000			295,000		920,000
13	Au Van Nhuc		4,900						2,500		137		18,000	2,466,000		295,000		2,466,000
14	Nguyen Van Quang		4,900						2,500		130		18,000	2,340,000		295,000		2,340,000
15	Lam Van Sau		4,900					843	2,500	2,107,500			18,000			295,000		2,107,500
16	Nguyen Thi Xuyen		4,900					115	2,500	287,500			18,000			295,000		287,500
17	Au Van Hoa		4,900						2,500		69		18,000	1,242,000		295,000		1,242,000
18	Hoang Van Doan		4,900						2,500		63		18,000	1,134,000		295,000		1,134,000
19	Chu Van Duc		4,900						2,500		88		18,000	1,584,000		295,000		1,584,000
20	Vi Van Kham		4,900					118	2,500	295,000			18,000			295,000		295,000
21	Hoang Van Slan		4,900						2,500		164		18,000	2,952,000		295,000		2,952,000
22	Hoang Van Co		4,900						2,500		63		18,000	1,134,000		295,000		1,134,000
23	Hoang Van Co		4,900						2,500		63		18,000	1,134,000		295,000		1,134,000
24	Lang Manh Cuong		4,900					175	2,500	437,500			18,000			295,000		437,500
25	Ly Duong Lien		4,900					96	2,500	240,000			18,000			295,000		240,000
26	Le Van Da		4,900					91	2,500	227,500			18,000			295,000		227,500
27	Phan Ky Phinh		4,900					60	2,500	150,000			18,000			295,000		150,000
28	Dat G.Thong + Vang		4,900						2,500				18,000			295,000		
29	Hoang Van Hoi		4,900					251	2,500	627,500			18,000			295,000		627,500
30	Hoang Van Dang		4,900					252	2,500	630,000			18,000			295,000		630,000
31	La Van Can		4,900					798	2,500	1,995,000			18,000			295,000		1,995,000
32	Le Van Vung		4,900					97	2,500	242,500			18,000			295,000		242,500
33	Hoang Van Ly	30	4,900	147,000				207	2,500	517,500			18,000			295,000		664,500
34	Hoang Van Mau		4,900					65	2,500	162,500			18,000			295,000		162,500
35	Hoang Van Hoan		4,900					150	2,500	375,000			18,000			295,000		375,000
36	Hoang Van Khiem		4,900					261	2,500	652,500			18,000			295,000		652,500
37	Tang Van Thang		4,900					144	2,500	360,000			18,000			295,000		360,000
38	Hoang Thi Bau		4,900					139	2,500	347,500			18,000			295,000		347,500

Sr No	Name of head of Hholds	Compensation for land			Compensation for Structure			Compensation for Crops and trees						Compensation for other assets			Total in VND
		Area land of rice (m <sup>2</sup> )	Unit price / m <sup>2</sup>	Entitlement (VNĐ)	Quantity (m <sup>2</sup> )	Unit price / m <sup>2</sup>	Entitlement (VNĐ)	Quantity (m <sup>2</sup> )	Unit price / m <sup>2</sup>	Entitlement (VNĐ)	Quantity (tree)	Unit price / tree	Entitlement (VNĐ)	(well, tomb..)			
														Quantity	Unit price	Entitlement (VNĐ)	
39	Nguyen Thi Chim	45	4,900	220,500				69	2,500	172,500		18,000			295,000		393,000
40	Phung Van Phi		4,900					296	2,500	740,000		18,000			295,000		740,000
41	Hoang Thi Hoa		4,900					136	2,500	340,000		18,000			295,000		340,000
42	Nguyen Thi Do		4,900					301	2,500	752,500		18,000			295,000		752,500
43	Hoang Thanh Be		4,900					137	2,500	342,500		18,000			295,000		342,500
44	Nguyen Dinh Pit		4,900					116	2,500	290,000		18,000			295,000		290,000
45	Va Van Hang	30	4,900	147,000				168	2,500	420,000		18,000			295,000		567,000
46	Hoang Van Dich		4,900					1,044	2,500	2,610,000		18,000			295,000		2,610,000
47	Nong Thi Muu		4,900					177	2,500	442,500		18,000			295,000		442,500
48	Chi Thi Nhan		4,900					139	2,500	347,500		18,000			295,000		347,500
49	Nong Van Giai		4,900					90	2,500	225,000		18,000			295,000		225,000
50	Le Huy Ha	30	4,900	147,000				60	2,500	150,000	126	18,000	2,268,000		295,000		2,565,000
51	Nong Thi Phan		4,900						2,500		86	18,000	1,548,000		295,000		1,548,000
52	Le Van Thanh		4,900						2,500		78	18,000	1,404,000		295,000		1,404,000
53	Nguyen Van Thuong		4,900						2,500		17	18,000	306,000		295,000		306,000
54	Lanh Van Luong		4,900					403	2,500	1,007,500		18,000			295,000		1,007,500
55	Nguyen Huu Ta		4,900						2,500		215	18,000	3,870,000		295,000		3,870,000
56	Doan Van Dung		4,900					114	2,500	285,000		18,000			295,000		285,000
57	Hoang Hong Dan		4,900						2,500		126	18,000	2,268,000		295,000		2,268,000
58	Doan Van Pan		4,900						2,500		43	18,000	774,000		295,000		774,000
59	Nguyen Huu Tho		4,900						2,500		80	18,000	1,440,000		295,000		1,440,000
60	Lieu Thi Thuy		4,900						2,500		48	18,000	864,000		295,000		864,000
61	Hoang Van Son		4,900						2,500		128	18,000	2,304,000		295,000		2,304,000
62	Doan Van Co	30	4,900	147,000				60	2,500	150,000	34	18,000	612,000		295,000		909,000
63	Le Van Luong		4,900					2,764	2,500	6,910,000		18,000			295,000		6,910,000
64	Lanh Van Eng		4,900						2,500		64	18,000	1,152,000		295,000		1,152,000
65	Nguyen Dinh Khang		4,900					492	2,500	1,230,000		18,000			295,000		1,230,000
66	Dinh Minh Phuong		4,900						2,500		115	18,000	2,070,000		295,000		2,070,000
67	Chu Tan Minh		4,900						2,500		176	18,000	3,168,000		295,000		3,168,000
68	Nguyen Huu Ta	30	4,900	147,000					2,500		215	18,000	3,870,000		295,000		4,017,000
69	Phung Viet Sinh		4,900						2,500		112	18,000	2,016,000		295,000		2,016,000
70	Linh		4,900						2,500		57	18,000	1,026,000		295,000		1,026,000
71	Phung Van Chom		4,900						2,500		74	18,000	1,332,000		295,000		1,332,000
72	Hoang Viet Giau	30	4,900	147,000				38	2,500	95,000		18,000			295,000		242,000
73	Nong Chan Sam		4,900						2,500		40	18,000	720,000		295,000		720,000
74	Hoang Van Ngao		4,900						2,500		100	18,000	1,800,000		295,000		1,800,000
75	Hoang Viet Chao		4,900						2,500		141	18,000	2,538,000		295,000		2,538,000
76	Phung Van Xuan		4,900						2,500		92	18,000	1,656,000		295,000		1,656,000
77	Hoang Thai Tu		4,900						2,500		48	18,000	864,000		295,000		864,000
78	Ha Van Long		4,900					95	2,500	237,500		18,000			295,000		237,500
79	Ngo Van Son		4,900						2,500		55	18,000	990,000		295,000		990,000



Sr No	Name of head of Hholds	Compensation for land			Compensation for Structure			Compensation for Crops and trees						Compensation for other assets			Total in VND	
		Area land of rice (m <sup>2</sup> )	Unit price / m <sup>2</sup>	Entitlement (VNĐ)	Quantity (m <sup>2</sup> )	Unit price / m <sup>2</sup>	Entitlement (VNĐ)	Quantity (m <sup>2</sup> )	Unit price / m <sup>2</sup>	Entitlement (VNĐ)	Quantity (tree)	Unit price / tree	Entitlement (VNĐ)	(well, tomb..)				
														Quantity	Unit price	Entitlement (VNĐ)		
80	Loc Van Pao		4,900						2,500			104	18,000	1,872,000		295,000		1,872,000
81	Hoang Van Thach		4,900						2,500			65	18,000	1,170,000		295,000		1,170,000
82	Nguyen Thi Duc		4,900					151	2,500	377,500			18,000		295,000			377,500
83	Lanh Van Chi		4,900						2,500			65	18,000	1,170,000		295,000		1,170,000
84	Tang Van Tac		4,900					259	2,500	647,500			18,000		295,000			647,500
85	Ngo Thi Thuy		4,900					281	2,500	702,500			18,000		295,000			702,500
86	Phung Manh Thang		4,900					402	2,500	1,005,000			18,000		295,000			1,005,000
87	Ly Manh Tuong	30	4,900	147,000				60	2,500	150,000		66	18,000	1,188,000		295,000		1,485,000
88	To Van Luong		4,900					168	2,500	420,000			18,000		295,000			420,000
89	Hoang Minh Dong		4,900					158	2,500	395,000			18,000		295,000			395,000
90	Tran Quoc Thinh		4,900					49	2,500	122,500			18,000		295,000			122,500
91	Ngo Thi Khuynh		4,900					182	2,500	455,000			18,000		295,000			455,000
92	La Van Chuong		4,900					225	2,500	562,500			18,000		295,000			562,500
93	La Nghiep Mao		4,900					58	2,500	145,000			18,000		295,000			145,000
94	Ha Van Quy		4,900						2,500			144	18,000	2,592,000		295,000		2,592,000
95	Ha Van Man		4,900					2,112	2,500	5,280,000			18,000		295,000			5,280,000
96	Doan Van Tuyen		4,900					21	2,500	52,500			18,000		295,000			52,500
97	Nong Thi Bich		4,900					82	2,500	205,000			18,000		295,000			205,000
98	Doan Van Mac		4,900					69	2,500	172,500			18,000		295,000			172,500
99	Lanh Van Luan		4,900					124	2,500	310,000			18,000		295,000			310,000
100	Lanh Van Diet		4,900					183	2,500	457,500			18,000		295,000			457,500
101	Hoang Long	68	4,900	333,200		68	769,919	52,354,492			136	2,500	340,000		18,000	295,000		53,027,692
102	Nong Van Luong	28	4,900	137,200		28	481,643	13,486,004			56	2,500	140,000		18,000	295,000		13,763,204
103	Lanh Van Sau	30	4,900	147,000		30	481,643	14,449,290			60	2,500	150,000		18,000	295,000		14,746,290
104	Nguyen Thi Hoan	31	4,900	151,900		31	481,643	14,930,933			62	2,500	155,000		18,000	295,000		15,237,833
105	Hoang Am	32	4,900	156,800		32	481,643	15,412,576			64	2,500	160,000		18,000	295,000		15,729,376
106	Nguyen Thi Na	26	4,900	127,400		26	481,643	12,522,718			52	2,500	130,000		18,000	295,000		12,780,118
<b>3. Thuy Hung Commune, Cao Loc District</b>																		
<b>Total</b>		<b>260</b>		<b>1,274,000</b>					<b>3,398</b>	<b>8,495,000</b>		<b>1,480</b>		<b>26,640,000</b>				<b>36,409,000</b>
1	Lang Van Po		4,900						2,500			120	18,000	2,160,000		295,000		2,160,000
2	Lang Van Lam		4,900						2,500			115	18,000	2,070,000		295,000		2,070,000
3	Dong Hung Ly	30	4,900	147,000				60	2,500	150,000		126	18,000	2,268,000		295,000		2,565,000
4	Hoang Lap		4,900						2,500			42	18,000	756,000		295,000		756,000
5	Doan Van Dap		4,900						2,500			40	18,000	720,000		295,000		720,000
6	Hoang Sin		4,900						2,500			104	18,000	1,872,000		295,000		1,872,000
7	Nong Van Thach		4,900						2,500			73	18,000	1,314,000		295,000		1,314,000
8	Ngo Van Can	30	4,900	147,000				60	2,500	150,000		124	18,000	2,232,000		295,000		2,529,000
9	Hoang Thi Muoi		4,900						2,500			43	18,000	774,000		295,000		774,000
10	Doan Van Do		4,900						2,500			40	18,000	720,000		295,000		720,000
11	Hoang Van Cu		4,900						2,500			12	18,000	216,000		295,000		216,000
12	Lieu Van Kham		4,900						2,500			35	18,000	630,000		295,000		630,000

Sr No	Name of head of Hholds	Compensation for land			Compensation for Structure			Compensation for Crops and trees						Compensation for other assets			Total in VND
		Area land of rice (m <sup>2</sup> )	Unit price / m <sup>2</sup>	Entitlement (VNĐ)	Quantity (m <sup>2</sup> )	Unit price / m <sup>2</sup>	Entitlement (VNĐ)	Quantity (m <sup>2</sup> )	Unit price / m <sup>2</sup>	Entitlement (VNĐ)	Quantity (tree)	Unit price / tree	Entitlement (VNĐ)	(well, tomb..)			
														Quantity	Unit price	Entitlement (VNĐ)	
13	Hoang Van On	40	4,900	196,000				80	2,500	200,000	82	18,000	1,476,000		295,000		1,872,000
14	Phan Van Pan		4,900						2,500		17	18,000	306,000		295,000		306,000
15	Phan Van Viet		4,900						2,500		17	18,000	306,000		295,000		306,000
16	Ha Viet Sen		4,900						2,500		9	18,000	162,000		295,000		162,000
17	Ha Viet Khao		4,900						2,500		73	18,000	1,314,000		295,000		1,314,000
18	Ha Van Luong		4,900						2,500		10	18,000	180,000		295,000		180,000
19	Ha Viet Sy	30	4,900	147,000				60	2,500	150,000	131	18,000	2,358,000		295,000		2,655,000
20	Ha Viet Ninh		4,900						2,500		40	18,000	720,000		295,000		720,000
21	Ha Chi Cang		4,900						2,500		40	18,000	720,000		295,000		720,000
22	Ha Van Met		4,900						2,500		14	18,000	252,000		295,000		252,000
23	Ha Thi May	30	4,900	147,000				60	2,500	150,000	108	18,000	1,944,000		295,000		2,241,000
24	Ha Thi Phen		4,900						2,500		65	18,000	1,170,000		295,000		1,170,000
25	Lam Van Vang		4,900					133	2,500	332,500		18,000			295,000		332,500
26	Ha Van Cam		4,900					94	2,500	235,000		18,000			295,000		235,000
27	Dam Viet Sen	30	4,900	147,000				35	2,500	87,500		18,000			295,000		234,500
28	Dam Van Sin		4,900					88	2,500	220,000		18,000			295,000		220,000
29	Ha Van Phat		4,900					28	2,500	70,000		18,000			295,000		70,000
30	Lang Van Cuong		4,900					285	2,500	712,500		18,000			295,000		712,500
31	Ha Van Khon		4,900					302	2,500	755,000		18,000			295,000		755,000
32	Lang Van Vinh		4,900					105	2,500	262,500		18,000			295,000		262,500
33	Nong Van Vinh		4,900					191	2,500	477,500		18,000			295,000		477,500
34	Lang Van Ban	30	4,900	147,000				79	2,500	197,500		18,000			295,000		344,500
35	Tran Van Cuong		4,900					105	2,500	262,500		18,000			295,000		262,500
36	Vi Viet Khan		4,900					219	2,500	547,500		18,000			295,000		547,500
37	Luan Van Tong		4,900					254	2,500	635,000		18,000			295,000		635,000
38	Ngoc Son		4,900					60	2,500	150,000		18,000			295,000		150,000
39	Vi Van Cung		4,900					26	2,500	65,000		18,000			295,000		65,000
40	Vi Van Slang	40	4,900	196,000				230	2,500	575,000		18,000			295,000		771,000
41	Tran Van Than		4,900					9	2,500	22,500		18,000			295,000		22,500
42	Dong Van Khoi		4,900					16	2,500	40,000		18,000			295,000		40,000
43	Doan Van Tro		4,900					207	2,500	517,500		18,000			295,000		517,500
44	Hoang Van Sac		4,900					108	2,500	270,000		18,000			295,000		270,000
45	Lang Van Nhan		4,900					341	2,500	852,500		18,000			295,000		852,500
46	Lang Van May		4,900					163	2,500	407,500		18,000			295,000		407,500
<b>4. Phu Xa Commune, Cao Loc District</b>																	
<b>Total</b>		<b>100</b>		<b>490,000</b>				<b>5,336</b>		<b>13,340,000</b>	<b>258</b>		<b>4,644,000</b>				<b>18,474,000</b>
1	Lieu Van Thoi		4,900						2,500		32	18,000	576,000		295,000		576,000
2	Lang Van Dung		4,900						2,500		53	18,000	954,000		295,000		954,000
3	Lang Thi Binh		4,900						2,500		7	18,000	126,000		295,000		126,000
4	Ma Van Bang		4,900						2,500		20	18,000	360,000		295,000		360,000
5	Dam Van Cam	30	4,900	147,000				60	2,500	150,000	5	18,000	90,000		295,000		387,000

Sr No	Name of head of I/holds	Compensation for land			Compensation for Structure			Compensation for Crops and trees						Compensation for other assets			Total in VND	
		Area land of rice (m <sup>2</sup> )	Unit price / m <sup>2</sup>	Entitlement (VNĐ)	Quantity (m <sup>2</sup> )	Unit price / m <sup>2</sup>	Entitlement (VNĐ)	Quantity (m <sup>2</sup> )	Unit price / m <sup>2</sup>	Entitlement (VNĐ)	Quantity (tree)	Unit price / tree	Entitlement (VNĐ)	(well, tomb..)				
														Quantity	Unit price	Entitlement (VNĐ)		
6	Lang Van Phong		4,900						2,500				15	18,000	270,000		295,000	270,000
7	Lang Van Vang		4,900						2,500				20	18,000	360,000		295,000	360,000
8	Nong Van Nam		4,900						2,500				21	18,000	378,000		295,000	378,000
9	Huong Thi Hop		4,900						2,500				17	18,000	306,000		295,000	306,000
10	Hoang Thi Ri		4,900						2,500				10	18,000	180,000		295,000	180,000
11	Phan Van Tien		4,900						2,500				7	18,000	126,000		295,000	126,000
12	Nong Thi Bien	30	4,900	147,000			60	2,500	150,000				14	18,000	252,000		295,000	549,000
13	Nong Van Can		4,900						2,500				27	18,000	486,000		295,000	486,000
14	Lam Van Then		4,900						2,500				6	18,000	108,000		295,000	108,000
15	Lam Van Chin		4,900						2,500				4	18,000	72,000		295,000	72,000
16	Lam Thi Ngo		4,900				80	2,500	200,000					18,000			295,000	200,000
17	Dan Gi Khoa		4,900				86	2,500	215,000					18,000			295,000	215,000
18	Dam Van Cho		4,900				261	2,500	652,500					18,000			295,000	652,500
19	Vi Van Dien		4,900				484	2,500	1,210,000					18,000			295,000	1,210,000
20	Vi Van Van		4,900				34	2,500	85,000					18,000			295,000	85,000
21	Dam Van Cong	40	4,900	196,000			247	2,500	617,500					18,000			295,000	813,500
22	Ly Van Thanh		4,900				141	2,500	352,500					18,000			295,000	352,500
23	Dam Van Ren		4,900				1,495	2,500	3,737,500					18,000			295,000	3,737,500
24	Hoang Van Hao		4,900				596	2,500	1,490,000					18,000			295,000	1,490,000
25	Dam Van Duong		4,900				46	2,500	115,000					18,000			295,000	115,000
26	Phan Van Tai		4,900				408	2,500	1,020,000					18,000			295,000	1,020,000
27	Nong Thi Dim		4,900				558	2,500	1,395,000					18,000			295,000	1,395,000
28	Phan Van Giap		4,900				345	2,500	862,500					18,000			295,000	862,500
29	Dam Van Son		4,900				65	2,500	162,500					18,000			295,000	162,500
30	Lam Van Long		4,900				284	2,500	710,000					18,000			295,000	710,000
31	Lang Van Lau		4,900				86	2,500	215,000					18,000			295,000	215,000
<b>5. Hong Phong Commune, Cao Loc District</b>																		
<b>Total</b>		<b>220</b>		<b>1,078,000</b>				<b>2,979</b>	<b>7,447,500</b>				<b>1,509</b>		<b>27,162,000</b>			<b>35,687,500</b>
1	Hoang Thi Muoi		4,900						2,500				276	18,000	4,968,000		295,000	4,968,000
2	Lang Van Phan		4,900						2,500				151	18,000	2,718,000		295,000	2,718,000
3	Vi Van Dang		4,900						2,500				169	18,000	3,042,000		295,000	3,042,000
4	Vi Van Ma	30	4,900	147,000			60	2,500	150,000				297	18,000	5,346,000		295,000	5,643,000
5	Lang Van Dai		4,900						2,500				17	18,000	306,000		295,000	306,000
6	Hoang Van Dac		4,900				61	2,500	152,500					18,000			295,000	152,500
7	Hoang Van Dan	40	4,900	196,000			47	2,500	117,500					18,000			295,000	313,500
8	Vi Van Trong		4,900				35	2,500	87,500					18,000			295,000	87,500
9	Vi Cong Su		4,900						2,500				67	18,000	1,206,000		295,000	1,206,000
10	Hoang Van Toan		4,900						2,500				26	18,000	468,000		295,000	468,000
11	Vi Van Dong	30	4,900	147,000			101	2,500	252,500					18,000			295,000	399,500
12	Vi Van Lung		4,900				129	2,500	322,500					18,000			295,000	322,500
13	Vi Van Hoa		4,900						2,500				44	18,000	792,000		295,000	792,000

Sr No	Name of head of Hholds	Compensation for land			Compensation for Structure			Compensation for Crops and trees						Compensation for other assets			Total in VND
		Area land of rice (m <sup>2</sup> )	Unit price / m <sup>2</sup>	Entitlement (VND)	Quantity (m <sup>2</sup> )	Unit price / m <sup>2</sup>	Entitlement (VND)	Quantity (m <sup>2</sup> )	Unit price / m <sup>2</sup>	Entitlement (VND)	Quantity (tree)	Unit price / tree	Entitlement (VND)	(well, tomb..)			
														Quantity	Unit price	Entitlement (VND)	
14	Vi Cong Suu		4,900				52	2,500	130,000		18,000				295,000		130,000
15	Vi Van Tuyen		4,900				138	2,500	345,000		18,000				295,000		345,000
16	Vi Van Cong	30	4,900	147,000			60	2,500	150,000		18,000	612,000			295,000		909,000
17	Vi Thi Dieu		4,900					2,500			17	18,000	306,000		295,000		306,000
18	Vi Van Lao		4,900				58	2,500	145,000		18,000				295,000		145,000
19	Vi Van Giang		4,900				114	2,500	285,000		18,000				295,000		285,000
20	Vi Viet Uyen		4,900				201	2,500	502,500		18,000				295,000		502,500
21	Vi Van Hien	30	4,900	147,000			120	2,500	300,000		18,000				295,000		447,000
22	Ha Duc Hung		4,900				99	2,500	247,500		18,000				295,000		247,500
23	Hoang Thi Thai		4,900					2,500			130	18,000	2,340,000		295,000		2,340,000
24	Hoang Thi Bien	30	4,900	147,000			60	2,500	150,000		18,000	2,358,000		295,000		2,655,000	
25	Vi Thi Dien		4,900					2,500			68	18,000	1,224,000		295,000		1,224,000
26	Vi Van Lai		4,900				943	2,500	2,357,500		18,000				295,000		2,357,500
27	Vi Thi Ben		4,900				256	2,500	640,000		18,000				295,000		640,000
28	Nong Tien Dao		4,900				385	2,500	962,500		18,000				295,000		962,500
29	Lang Van Doai	30	4,900	147,000			60	2,500	150,000		18,000	1,476,000		295,000		1,773,000	
<b>6.Tan My Commune, Van Lang District</b>																	
<b>Total</b>		<b>550</b>		<b>3,575,000</b>			<b>12,495</b>		<b>31,237,500</b>		<b>2,523</b>		<b>45,414,000</b>				<b>80,226,500</b>
1	Chu Van Lan		6,500					2,500			15	18,000	270,000		295,000		270,000
2	Chu Viet Tan	30	6,500	195,000			60	2,500	150,000		14	18,000	252,000		295,000		597,000
3	Nong Viet Hon		6,500					2,500			66	18,000	1,188,000		295,000		1,188,000
4	Nong Van Kit		6,500					2,500			107	18,000	1,926,000		295,000		1,926,000
5	Vuong Chi Phay		6,500					2,500			63	18,000	1,134,000		295,000		1,134,000
6	Tricu Chau	40	6,500	260,000			80	2,500	200,000		34	18,000	612,000		295,000		1,072,000
7	Nong Viet Dai		6,500					2,500			34	18,000	612,000		295,000		612,000
8	Nong Van Ky		6,500					2,500			63	18,000	1,134,000		295,000		1,134,000
9	Nong Van Thay		6,500					2,500			15	18,000	270,000		295,000		270,000
10	Hoang Van Minh		6,500					2,500			35	18,000	630,000		295,000		630,000
11	Hoang Van Quyen	30	6,500	195,000			60	2,500	150,000		96	18,000	1,728,000		295,000		2,073,000
12	Tricu Viet Lam		6,500					2,500			10	18,000	180,000		295,000		180,000
13	Nong Van Chien		6,500					2,500			8	18,000	144,000		295,000		144,000
14	Ha Van Pan		6,500					2,500			32	18,000	576,000		295,000		576,000
15	Hoang Khac Loan		6,500					2,500			14	18,000	252,000		295,000		252,000
16	Nguyen Dinh Quang		6,500					2,500			31	18,000	558,000		295,000		558,000
17	Nong Thi Hue	30	6,500	195,000			60	2,500	150,000		162	18,000	2,916,000		295,000		3,261,000
18	Luong Van Sinh		6,500					2,500			9	18,000	162,000		295,000		162,000
19	Nong Van Slen		6,500					2,500			67	18,000	1,206,000		295,000		1,206,000
20	Nong Ky Cua		6,500					2,500			198	18,000	3,564,000		295,000		3,564,000
21	Hoang Van Bang		6,500					2,500			105	18,000	1,890,000		295,000		1,890,000
22	Nong Thi Le	30	6,500	195,000			60	2,500	150,000		17	18,000	306,000		295,000		651,000
23	Hoang Van Dai		6,500					2,500			120	18,000	2,160,000		295,000		2,160,000

Sr No	Name of head of Hholds	Compensation for land			Compensation for Structure			Compensation for Crops and trees						Compensation for other assets			Total in VND
		Area land of rice (m <sup>2</sup> )	Unit price / m <sup>2</sup>	Entitlement (VND)	Quantity (m <sup>2</sup> )	Unit price / m <sup>2</sup>	Entitlement (VND)	Quantity (m <sup>2</sup> )	Unit price / m <sup>2</sup>	Entitlement (VND)	Quantity (tree)	Unit price / tree	Entitlement (VND)	(well, tomb..)			
														Quantity	Unit price	Entitlement (VND)	
24	Hoang Cao		6,500						2,500		188	18,000	3,384,000		295,000		3,384,000
25	Hoang Van Song		6,500						2,500		21	18,000	378,000		295,000		378,000
26	Nong Van Pe		6,500						2,500		78	18,000	1,404,000		295,000		1,404,000
27	Nong Van Tinh		6,500						2,500		105	18,000	1,890,000		295,000		1,890,000
28	Nong Van Chung	30	6,500	195,000			60	2,500	150,000		63	18,000	1,134,000		295,000		1,479,000
29	Hoang Van Keo		6,500						2,500		80	18,000	1,440,000		295,000		1,440,000
30	Trieu Viet Tu		6,500						2,500		159	18,000	2,862,000		295,000		2,862,000
31	Nong Viet Thanh		6,500						2,500		13	18,000	234,000		295,000		234,000
32	Hoang Van Bao		6,500						2,500		63	18,000	1,134,000		295,000		1,134,000
33	Au Van Slen		6,500						2,500		105	18,000	1,890,000		295,000		1,890,000
34	Tran Viet Muc		6,500						2,500		69	18,000	1,242,000		295,000		1,242,000
35	Ly Viet San	30	6,500	195,000			60	2,500	150,000		88	18,000	1,584,000		295,000		1,929,000
36	Ha Viet Man		6,500						2,500		50	18,000	900,000		295,000		900,000
37	Trieu Thai Hoc		6,500					396	2,500	990,000			18,000		295,000		990,000
38	Be Viet Hung		6,500					198	2,500	495,000			18,000		295,000		495,000
39	Nong Van Tho		6,500					475	2,500	1,187,500			18,000		295,000		1,187,500
40	Hoang Van Dinh	30	6,500	195,000			119	2,500	297,500				18,000		295,000		492,500
41	Hoang Van Heo		6,500					317	2,500	792,500			18,000		295,000		792,500
42	Lam Van Thuong		6,500					317	2,500	792,500			18,000		295,000		792,500
43	Hoang Van Hiep		6,500					317	2,500	792,500			18,000		295,000		792,500
44	Hoang Van Bao		6,500						2,500		63	18,000	1,134,000		295,000		1,134,000
45	Hoang Van Thiep		6,500					238	2,500	595,000			18,000		295,000		595,000
46	Lam Van Trung		6,500					264	2,500	660,000			18,000		295,000		660,000
47	Hoang Thi Heo		6,500					317	2,500	792,500			18,000		295,000		792,500
48	Hoang Van Huong		6,500					317	2,500	792,500			18,000		295,000		792,500
49	Hoang Van Tu		6,500					317	2,500	792,500			18,000		295,000		792,500
50	Ha Van Vien	30	6,500	195,000			206	2,500	515,000				18,000		295,000		710,000
51	Hoang Van Pho		6,500					253	2,500	632,500			18,000		295,000		632,500
52	Ha Van Khi		6,500					182	2,500	455,000			18,000		295,000		455,000
53	Ha Van Khoai	30	6,500	195,000			246	2,500	615,000				18,000		295,000		810,000
54	Ha Van Hoan		6,500					244	2,500	610,000			18,000		295,000		610,000
55	Ha Van Duc		6,500					293	2,500	732,500			18,000		295,000		732,500
56	Ha Van An		6,500					198	2,500	495,000			18,000		295,000		495,000
57	Ha Van Leng	30	6,500	195,000			190	2,500	475,000				18,000		295,000		670,000
58	Ha Van Dep		6,500					198	2,500	495,000			18,000		295,000		495,000
59	Ha Van Hco		6,500					230	2,500	575,000			18,000		295,000		575,000
60	Ha Van Hai		6,500					317	2,500	792,500			18,000		295,000		792,500
61	Ha Van Tinh		6,500					317	2,500	792,500			18,000		295,000		792,500
62	Ha Van Kip	30	6,500	195,000			412	2,500	1,030,000				18,000		295,000		1,225,000
63	Ha Van Mon		6,500					475	2,500	1,187,500			18,000		295,000		1,187,500
64	Hoang Van Pi		6,500					554	2,500	1,385,000			18,000		295,000		1,385,000

Sr No	Name of head of HHolds	Compensation for land			Compensation for Structure			Compensation for Crops and trees						Compensation for other assets			Total in VND		
		Area land of rice (m <sup>2</sup> )	Unit price / m <sup>2</sup>	Entitlement (VND)	Quantity (m <sup>2</sup> )	Unit price / m <sup>2</sup>	Entitlement (VND)	Quantity (m <sup>2</sup> )	Unit price / m <sup>2</sup>	Entitlement (VND)	Quantity (tree)	Unit price / tree	Entitlement (VND)	(well, tomb..)					
														Quantity	Unit price	Entitlement (VND)			
65	Au Van Cung		6,500					127	2,500	317,500						295,000		317,500	
66	Au Van Day		6,500					182	2,500	455,000						295,000		455,000	
67	Trieu Van Lam	30	6,500	195,000				483	2,500	1,207,500						295,000		1,402,500	
68	Trieu Van Minh		6,500					253	2,500	632,500						295,000		632,500	
69	Hoang Van Bao		6,500						2,500		63	18,000	1,134,000			295,000		1,134,000	
70	Hoang Ky Tay	30	6,500	195,000				238	2,500	595,000						295,000		790,000	
71	Hoang Van Lai		6,500					277	2,500	692,500						295,000		692,500	
72	Hoang Van Hong		6,500					333	2,500	832,500						295,000		832,500	
73	Hoang Van Kieu	30	6,500	195,000				325	2,500	812,500						295,000		1,007,500	
74	Hoang Van Thiet		6,500					364	2,500	910,000						295,000		910,000	
75	Hoang Van Cao		6,500					103	2,500	257,500						295,000		257,500	
76	Hoang Van Duong	30	6,500	195,000				71	2,500	177,500						295,000		372,500	
77	Hoang Van Thoa		6,500					95	2,500	237,500						295,000		237,500	
78	Hoang Van Thanh		6,500					79	2,500	197,500						295,000		197,500	
79	Long Van Minh		6,500					206	2,500	515,000						295,000		515,000	
80	Ba Ngo		6,500					198	2,500	495,000						295,000		495,000	
81	Nguyen Dinh Ha	30	6,500	195,000				158	2,500	395,000						295,000		590,000	
82	Hoang Van Tao		6,500					158	2,500	395,000						295,000		395,000	
83	Hoang Thi Hanh		6,500					158	2,500	395,000						295,000		395,000	
84	Hoang Van Duong	30	6,500	195,000				71	2,500	177,500						295,000		372,500	
85	Hoang Thi Men		6,500					111	2,500	277,500						295,000		277,500	
86	Hoang Van Dong		6,500					158	2,500	395,000						295,000		395,000	
<b>7.Hoang Viet Commune, Van Lang District</b>																			
<b>Total</b>		<b>220</b>		<b>1,430,000</b>			<b>108</b>			<b>52,017,444</b>	<b>16,274</b>			<b>40,685,000</b>	<b>3,251</b>	<b>936,000</b>	<b>58,518,000</b>		<b>152,650,444</b>
1	Giang Van Ngoan		6,500						481,643						749	18,000	13,482,000		13,482,000
2	Nong Bao Son		6,500						481,643						416	18,000	7,488,000		7,488,000
3	Nong Thi Nan		6,500						481,643						108	18,000	1,944,000		1,944,000
4	Nong Van Sot	30	6,500	195,000					481,643		437	2,500	1,092,500			295,000		1,287,500	
5	Nong Van Sinh		6,500						481,643					125	18,000	2,250,000		2,250,000	
6	Nong Van Van		6,500						481,643		279	2,500	697,500			295,000		697,500	
7	Trung Van Tang		6,500						481,643		469	2,500	1,172,500			295,000		1,172,500	
8	Nong Van Vong	30	6,500	195,000					481,643		255	2,500	637,500			295,000		832,500	
9	Nguyen Dinh At		6,500						481,643		272	2,500	680,000			295,000		680,000	
10	Hoang Van Xuyen		6,500						481,643		327	2,500	817,500			295,000		817,500	
11	Vuong Viet Cao		6,500						481,643					224	18,000	4,032,000		4,032,000	
12	Nguyen Van Hung		6,500						481,643					58	18,000	1,044,000		1,044,000	
13	Hoang Thi Ninh	40	6,500	260,000					481,643		80	2,500	200,000			295,000		4,204,000	
14	Nguyen Duc Cuong		6,500						481,643					250	18,000	4,500,000		4,500,000	
15	Vuong Van Khit		6,500						481,643					75	18,000	1,350,000		1,350,000	
16	Nong Van Tham	30	6,500	195,000					481,643		60	2,500	150,000			295,000		1,101,000	
17	Duong Van Thu		6,500						481,643		289	2,500	722,500			295,000		722,500	

Sr No	Name of head of Hholds	Compensation for land			Compensation for Structure			Compensation for Crops and trees						Compensation for other assets			Total in VND
		Area land of rice (m <sup>2</sup> )	Unit price / m <sup>2</sup>	Entitlement (VNĐ)	Quantity (m <sup>2</sup> )	Unit price / m <sup>2</sup>	Entitlement (VNĐ)	Quantity (m <sup>2</sup> )	Unit price / m <sup>2</sup>	Entitlement (VNĐ)	Quantity (tree)	Unit price / tree	Entitlement (VNĐ)	(well, tomb..)			
														Quantity	Unit price	Entitlement (VNĐ)	
18	Nguyen Dinh Phung		6,500			481,643		443	2,500	1,107,500		18,000			295,000		1,107,500
19	Hoang Van Phong		6,500			481,643			2,500			662	18,000	11,916,000	295,000		11,916,000
20	Hoang Van Choc		6,500			481,643		532	2,500	1,330,000		18,000			295,000		1,330,000
21	Hoang Van Ha		6,500			481,643		521	2,500	1,302,500		18,000			295,000		1,302,500
22	Nguyen Dinh Bao		6,500			481,643		538	2,500	1,345,000		18,000			295,000		1,345,000
23	Nguyen Dinh Trong	30	6,500	195,000		481,643		1,239	2,500	3,097,500		18,000			295,000		3,292,500
24	Hoang Van Dai		6,500			481,643		703	2,500	1,757,500		18,000			295,000		1,757,500
25	Nguyen Dinh Thom		6,500			481,643			2,500			50	18,000	900,000	295,000		900,000
26	Nguyen Dinh Lam		6,500			481,643			2,500			284	18,000	5,112,000	295,000		5,112,000
27	Nguyen Dinh Hoan		6,500			481,643		317	2,500	792,500		18,000			295,000		792,500
28	Nguyen Dinh Hon		6,500			481,643		545	2,500	1,362,500		18,000			295,000		1,362,500
29	Luong Cong Dinh		6,500			481,643		486	2,500	1,215,000		18,000			295,000		1,215,000
30	Nguyen Dinh Ho		6,500			481,643		450	2,500	1,125,000		18,000			295,000		1,125,000
31	Nguyen Dinh Nhap		6,500			481,643		589	2,500	1,472,500		18,000			295,000		1,472,500
32	Nguyen Dinh Pun		6,500			481,643		583	2,500	1,457,500		18,000			295,000		1,457,500
33	Chung Toan Thon	30	6,500	195,000		481,643		583	2,500	1,457,500		18,000			295,000		1,652,500
34	Nguyen Dinh Huan		6,500			481,643		504	2,500	1,260,000		18,000			295,000		1,260,000
35	Nguyen Thi Mien		6,500			481,643		684	2,500	1,710,000		18,000			295,000		1,710,000
36	Vy Van Thuong		6,500			481,643		143	2,500	357,500		18,000			295,000		357,500
37	Ha Van Tuong		6,500			481,643		437	2,500	1,092,500		18,000			295,000		1,092,500
38	Hoang Thang		6,500			481,643		513	2,500	1,282,500		18,000			295,000		1,282,500
39	Hoang Van Y		6,500			481,643		619	2,500	1,547,500		18,000			295,000		1,547,500
40	Hoang Ngoc Linh		6,500			481,643		462	2,500	1,155,000		18,000			295,000		1,155,000
41	Hoang Minh Hoa		6,500			481,643		462	2,500	1,155,000		18,000			295,000		1,155,000
42	Hoang Van Chin		6,500			481,643		162	2,500	405,000		18,000			295,000		405,000
43	Ha Van Luong		6,500			481,643		89	2,500	222,500		18,000			295,000		222,500
44	Hoang Thi Nang		6,500			481,643		507	2,500	1,267,500		18,000			295,000		1,267,500
45	Hoang Van Ngay	30	6,500	195,000		481,643		528	2,500	1,320,000		18,000			295,000		1,515,000
46	Hoang Van Cuong		6,500			481,643		589	2,500	1,472,500		18,000			295,000		1,472,500
47	Lang Van Phcn		6,500			481,643		209	2,500	522,500		18,000			295,000		522,500
48	Nguyen Dinh Luycn		6,500			481,643		327	2,500	817,500		18,000			295,000		817,500
49	Hoàng Cẩm		6,500		28	481,643	13,486,004	42	2,500	105,000		18,000			295,000		13,591,004
50	Bế Hoà		6,500		30	481,643	14,449,290		2,500			18,000			295,000		14,449,290
51	Lộc Min		6,500		24	481,643	11,559,432		2,500			18,000			295,000		11,559,432
52	Hoàng Lôm		6,500		26	481,643	12,522,718		2,500			18,000			295,000		12,522,718
<b>8.Tan Lang Commune, Van Lang District</b>																	
<b>Total</b>		<b>120</b>		<b>780,000</b>	<b>93</b>		<b>44,792,799</b>	<b>3,287</b>		<b>8,217,500</b>	<b>1,767</b>	<b>396,000</b>	<b>31,806,000</b>				<b>85,596,299</b>
1	Luong Thi Giang		6,500			481,643		91	2,500	227,500		18,000			295,000		227,500
2	Banh Quoc An		6,500			481,643		213	2,500	532,500		18,000			295,000		532,500
3	Nong Van Cap	30	6,500	195,000		481,643		257	2,500	642,500		18,000			295,000		837,500
4	Nong Van Vinh		6,500			481,643			2,500			537	18,000	9,666,000	295,000		9,666,000

Sr No	Name of head of Hholds	Compensation for land			Compensation for Structure			Compensation for Crops and trees						Compensation for other assets			Total in VND
		Area land of rice (m <sup>2</sup> )	Unit price / m <sup>2</sup>	Entitlement (VND)	Quantity (m <sup>2</sup> )	Unit price / m <sup>2</sup>	Entitlement (VND)	Quantity (m <sup>2</sup> )	Unit price / m <sup>2</sup>	Entitlement (VND)	Quantity (tree)	Unit price / tree	Entitlement (VND)	(well, tomb..)			
														Quantity	Unit price	Entitlement (VND)	
5	Be Cao Thach		6,500			481,643		1,243	2,500	3,107,500		18,000			295,000		3,107,500
6	Lang Van Minh		6,500			481,643			2,500			437	18,000	7,866,000	295,000		7,866,000
7	Be Hong Phong	30	6,500	195,000		481,643		60	2,500	150,000		50	18,000	900,000	295,000		1,245,000
8	Trinh Thi Lan		6,500			481,643			2,500			94	18,000	1,692,000	295,000		1,692,000
9	Be Ngoc Cuong		6,500			481,643			2,500			595	18,000	10,710,000	295,000		10,710,000
10	Ha - Do		6,500			481,643			2,500			54	18,000	972,000	295,000		972,000
11	Be The Ho		6,500			481,643		182	2,500	455,000			18,000	295,000	295,000		455,000
12	Be Van Dai	30	6,500	195,000		481,643		197	2,500	492,500			18,000	295,000	295,000		687,500
13	Hoang Van Thanh		6,500			481,643		180	2,500	450,000			18,000	295,000	295,000		450,000
14	Vy Viet Khiu		6,500			481,643		144	2,500	360,000			18,000	295,000	295,000		360,000
15	Hoang Van Dim		6,500			481,643		161	2,500	402,500			18,000	295,000	295,000		402,500
16	Luong Quang Huan		6,500			481,643		189	2,500	472,500			18,000	295,000	295,000		472,500
17	Be Van Khoa	30	6,500	195,000		481,643		160	2,500	400,000			18,000	295,000	295,000		595,000
18	Be Huy Hoang		6,500			481,643		86	2,500	215,000			18,000	295,000	295,000		215,000
19	Dinh Van Kiem		6,500			481,643		124	2,500	310,000			18,000	295,000	295,000		310,000
20	Hoang Van Tan		6,500		30	481,643	14,449,290		2,500				18,000	295,000	295,000		14,449,290
21	Nong Van Thuong		6,500		32	481,643	15,412,576		2,500				18,000	295,000	295,000		15,412,576
22	Hoang Moi		6,500		31	481,643	14,930,933		2,500				18,000	295,000	295,000		14,930,933
<b>9.Trung Quan Commune, Van Lang District</b>																	
<b>Total</b>		<b>180</b>		<b>1,170,000</b>				<b>9,237</b>		<b>23,092,500</b>		<b>1,558</b>		<b>28,044,000</b>			<b>52,306,500</b>
1	Nong Van Hai		6,500						2,500			36	18,000	648,000	295,000		648,000
2	Nong Van Kinh		6,500						2,500			79	18,000	1,422,000	295,000		1,422,000
3	Luong Minh Hoan	30	6,500	195,000				991	2,500	2,477,500			18,000	295,000	295,000		2,672,500
4	Luong Quang Tuong		6,500					953	2,500	2,382,500			18,000	295,000	295,000		2,382,500
5	Nguyen Van Thinh		6,500					166	2,500	415,000			18,000	295,000	295,000		415,000
6	Nguyen Van Nhum		6,500					41	2,500	102,500			18,000	295,000	295,000		102,500
7	Nguyen Luong Xuan	30	6,500	195,000				240	2,500	600,000			18,000	295,000	295,000		795,000
8	Truong Kieu Tri		6,500					132	2,500	330,000			18,000	295,000	295,000		330,000
9	Dinh Van Nghia		6,500					574	2,500	1,435,000			18,000	295,000	295,000		1,435,000
10	Nong Van Tuyet		6,500					170	2,500	425,000			18,000	295,000	295,000		425,000
11	Luong Van Tuong		6,500					403	2,500	1,007,500			18,000	295,000	295,000		1,007,500
12	Luong Van Quy		6,500					249	2,500	622,500			18,000	295,000	295,000		622,500
13	Luong Van Loi	30	6,500	195,000				402	2,500	1,005,000			18,000	295,000	295,000		1,200,000
14	Luong Quoc Huan		6,500					632	2,500	1,580,000			18,000	295,000	295,000		1,580,000
15	Nguyen Dinh Lenh		6,500					1,362	2,500	3,405,000			18,000	295,000	295,000		3,405,000
16	Ly Viet Quan		6,500					208	2,500	520,000			18,000	295,000	295,000		520,000
17	Nong Long Thinh		6,500					472	2,500	1,180,000			18,000	295,000	295,000		1,180,000
18	Nguyen Thi Hop	30	6,500	195,000				506	2,500	1,265,000			18,000	295,000	295,000		1,460,000
19	Ly Viet Khim		6,500					41	2,500	102,500			18,000	295,000	295,000		102,500
20	Dinh Hong Khe		6,500					111	2,500	277,500			18,000	295,000	295,000		277,500
21	Be Thi Bong		6,500						2,500			292	18,000	5,256,000	295,000		5,256,000



Sr No	Name of head of Hholds	Compensation for land			Compensation for Structure			Compensation for Crops and trees						Compensation for other assets			Total in VND	
		Area land of rice (m <sup>2</sup> )	Unit price / m <sup>2</sup>	Entitlement (VND)	Quantity (m <sup>2</sup> )	Unit price / m <sup>2</sup>	Entitlement (VND)	Quantity (m <sup>2</sup> )	Unit price / m <sup>2</sup>	Entitlement (VND)	Quantity (tree)	Unit price / tree	Entitlement (VND)	(well, tomb..)				
														Quantity	Unit price	Entitlement (VND)		
22	Nong Van Thong		6,500				571	2,500	1,427,500							295,000		1,427,500
23	Dinh Xuan Mam	30	6,500	195,000			236	2,500	590,000							18,000	295,000	785,000
24	Nong Thi Tien		6,500					2,500						28	18,000	504,000	295,000	504,000
25	Be Van Dung		6,500					2,500						264	18,000	4,752,000	295,000	4,752,000
26	Luong Van Hoc		6,500					2,500						328	18,000	5,904,000	295,000	5,904,000
27	Nong Van Chuc		6,500					2,500						179	18,000	3,222,000	295,000	3,222,000
28	Be Viet Thanh		6,500				62	2,500	155,000							18,000	295,000	155,000
29	Dinh Xuan Thap		6,500				70	2,500	175,000							18,000	295,000	175,000
30	Be Viet Thu		6,500				142	2,500	355,000							18,000	295,000	355,000
31	Luong Thi Luu		6,500				223	2,500	557,500							18,000	295,000	557,500
32	Be Van Phao		6,500				130	2,500	325,000							18,000	295,000	325,000
33	Be Ngoc Tan		6,500					2,500						107	18,000	1,926,000	295,000	1,926,000
34	Nong Van San	30	6,500	195,000			150	2,500	375,000					97	18,000	1,746,000	295,000	2,316,000
35	Ly Van Do		6,500					2,500						36	18,000	648,000	295,000	648,000
36	Be Van Cap		6,500					2,500						63	18,000	1,134,000	295,000	1,134,000
37	Be Van Nhuong		6,500					2,500						49	18,000	882,000	295,000	882,000
<b>10. Tan Viet Commune, Van Lang District</b>																		
<b>Total</b>		<b>420</b>		<b>2,730,000</b>			<b>15,855</b>		<b>39,637,500</b>			<b>9,686</b>			<b>174,348,000</b>			<b>216,715,500</b>
1	Hua Van Thai		6,500					2,500						260	18,000	4,680,000	295,000	4,680,000
2	Nong Van Lang	30	6,500	195,000			60	2,500	150,000					341	18,000	6,138,000	295,000	6,483,000
3	Loc Thi Thieu		6,500					2,500						116	18,000	2,088,000	295,000	2,088,000
4	Dam Van The		6,500					2,500						171	18,000	3,078,000	295,000	3,078,000
5	Truong Van Khe	30	6,500	195,000			60	2,500	150,000					135	18,000	2,430,000	295,000	2,775,000
6	Dam Van Ngoc		6,500					2,500						180	18,000	3,240,000	295,000	3,240,000
7	Chu Van The		6,500					2,500						314	18,000	5,652,000	295,000	5,652,000
8	Chu Moi	30	6,500	195,000			60	2,500	150,000					592	18,000	10,656,000	295,000	11,001,000
9	Chu Van Tung		6,500					2,500						269	18,000	4,842,000	295,000	4,842,000
10	Chu Van Cuong	40	6,500	260,000			80	2,500	200,000					1,310	18,000	23,580,000	295,000	24,040,000
11	Ly Duc Y		6,500					2,500						404	18,000	7,272,000	295,000	7,272,000
12	Nong Thi Hien	40	6,500	260,000			80	2,500	200,000					63	18,000	1,134,000	295,000	1,594,000
13	Nong Thi La		6,500					2,500						503	18,000	9,054,000	295,000	9,054,000
14	Chu Thai Long	30	6,500	195,000			60	2,500	150,000					161	18,000	2,898,000	295,000	3,243,000
15	Nong Van Tuan		6,500					2,500						229	18,000	4,122,000	295,000	4,122,000
16	Hoang Van Duong	30	6,500	195,000			60	2,500	150,000					305	18,000	5,490,000	295,000	5,835,000
17	Nong Van Y		6,500					2,500						63	18,000	1,134,000	295,000	1,134,000
18	Nong Van Thiet		6,500					2,500						152	18,000	2,736,000	295,000	2,736,000
19	Chu Van Mong		6,500					2,500						224	18,000	4,032,000	295,000	4,032,000
20	Luong Van Du	30	6,500	195,000			60	2,500	150,000					197	18,000	3,546,000	295,000	3,891,000
21	Nong Van Man		6,500					2,500						305	18,000	5,490,000	295,000	5,490,000
22	Ma Thi Nim		6,500					2,500						171	18,000	3,078,000	295,000	3,078,000
23	Nong Van Sao	30	6,500	195,000			60	2,500	150,000					260	18,000	4,680,000	295,000	5,025,000

Sr No	Name of head of Hholds	Compensation for land			Compensation for Structure			Compensation for Crops and trees						Compensation for other assets			Total in VND	
		Area land of rice (m <sup>2</sup> )	Unit price / m <sup>2</sup>	Entitlement (VNĐ)	Quantity (m <sup>2</sup> )	Unit price / m <sup>2</sup>	Entitlement (VNĐ)	Quantity (m <sup>2</sup> )	Unit price / m <sup>2</sup>	Entitlement (VNĐ)	Quantity (tree)	Unit price / tree	Entitlement (VNĐ)	(well, tomb..)				
														Quantity	Unit price	Entitlement (VNĐ)		
24	Nong Thi Yem		6,500						2,500			260	18,000	4,680,000		295,000		4,680,000
25	Nong Van So		6,500						2,500			27	18,000	486,000		295,000		486,000
26	Nong Van Doi		6,500						2,500			377	18,000	6,786,000		295,000		6,786,000
27	Nong Van Bo		6,500						2,500			125	18,000	2,250,000		295,000		2,250,000
28	Nong Ngoc San		6,500						2,500			386	18,000	6,948,000		295,000		6,948,000
29	Ha Van Thai	30	6,500	195,000			60	2,500	150,000			72	18,000	1,296,000		295,000		1,641,000
30	Ha Van Slong		6,500						2,500			314	18,000	5,652,000		295,000		5,652,000
31	Nong Van Let		6,500						2,500			655	18,000	11,790,000		295,000		11,790,000
32	Nong Van Phu	30	6,500	195,000			52	2,500	130,000				18,000			295,000		325,000
33	Nong Van Tai		6,500						2,500			440	18,000	7,920,000		295,000		7,920,000
34	Chu Van Hung		6,500					140	2,500	350,000			18,000			295,000		350,000
35	Chu Van Thai		6,500					9,093	2,500	22,732,500			18,000			295,000		22,732,500
36	Nong Van Man	40	6,500	260,000					2,500			305	18,000	5,490,000		295,000		5,750,000
37	Nong Van Ngan		6,500					1,292	2,500	3,230,000			18,000			295,000		3,230,000
38	Hoang Van Dung		6,500					137	2,500	342,500			18,000			295,000		342,500
39	Tran Thi Loi		6,500					2,450	2,500	6,125,000			18,000			295,000		6,125,000
40	Tran Van Trang	30	6,500	195,000				2,051	2,500	5,127,500			18,000			295,000		5,322,500
<b>11.Hung Viet Commune, Trang Dinh District</b>																		
<b>Total</b>		<b>320</b>		<b>1,440,000</b>				<b>5,425</b>		<b>13,562,500</b>		<b>4,032</b>		<b>72,576,000</b>				<b>87,578,500</b>
1	Dinh Van Thu		4,500						2,500			542	18,000	9,756,000		295,000		9,756,000
2	Nong Van Tit	30	4,500	135,000			60	2,500	150,000			410	18,000	7,380,000		295,000		7,665,000
3	Nguyen Van An		4,500						2,500			35	18,000	630,000		295,000		630,000
4	Hoang Van Vy		4,500						2,500			29	18,000	522,000		295,000		522,000
5	Dinh Van An	30	4,500	135,000			60	2,500	150,000			17	18,000	306,000		295,000		591,000
6	Doan Van Thang		4,500						2,500			29	18,000	522,000		295,000		522,000
7	Hoang Van Dai		4,500						2,500			42	18,000	756,000		295,000		756,000
8	Doan Van Tich	40	4,500	180,000			80	2,500	200,000			23	18,000	414,000		295,000		794,000
9	Nong Van Phan		4,500						2,500			26	18,000	468,000		295,000		468,000
10	Doan Van Chung		4,500					264	2,500	660,000			18,000			295,000		660,000
11	Pham Dinh Cau		4,500					220	2,500	550,000			18,000			295,000		550,000
12	Tap The Thon		4,500						2,500			1,061	18,000	19,098,000		295,000		19,098,000
13	Hoang Van Cat	30	4,500	135,000			60	2,500	150,000			126	18,000	2,268,000		295,000		2,553,000
14	Doan Van Dung		4,500						2,500			33	18,000	594,000		295,000		594,000
15	Dinh Van Hoa		4,500						2,500			125	18,000	2,250,000		295,000		2,250,000
16	Dinh Van Hon		4,500						2,500			14	18,000	252,000		295,000		252,000
17	Nguyen Van Khoi		4,500						2,500			114	18,000	2,052,000		295,000		2,052,000
18	Trinh Van Oai	30	4,500	135,000			60	2,500	150,000			14	18,000	252,000		295,000		537,000
19	Dinh Van Hat		4,500						2,500			12	18,000	216,000		295,000		216,000
20	Nguyen Van Thang		4,500						2,500			28	18,000	504,000		295,000		504,000
21	Doan Van Ba		4,500					176	2,500	440,000			18,000			295,000		440,000
22	Dinh Van Bang		4,500					143	2,500	357,500			18,000			295,000		357,500

Sr No	Name of head of Hholds	Compensation for land			Compensation for Structure			Compensation for Crops and trees						Compensation for other assets			Total in VND	
		Area land of rice (m <sup>2</sup> )	Unit price / m <sup>2</sup>	Entitlement (VND)	Quantity (m <sup>2</sup> )	Unit price / m <sup>2</sup>	Entitlement (VND)	Quantity (m <sup>2</sup> )	Unit price / m <sup>2</sup>	Entitlement (VND)	Quantity (tree)	Unit price / tree	Entitlement (VND)	(well, tomb..)				
														Quantity	Unit price	Entitleme nt (VND)		
23	Dinh Van Bien	30	4,500	135,000				51	2,500	127,500			18,000			295,000		262,500
24	Dinh Van Bo		4,500					26	2,500	65,000			18,000			295,000		65,000
25	Dinh Van Cuu		4,500					151	2,500	377,500			18,000			295,000		377,500
26	Nguyen Thi Nham		4,500										116	18,000	2,088,000	295,000		2,088,000
27	Tran Van Eng		4,500										50	18,000	900,000	295,000		900,000
28	Doan Van Bao		4,500					56	2,500	140,000			18,000			295,000		140,000
29	Nong Van Quy		4,500										113	18,000	2,034,000	295,000		2,034,000
30	Dinh Van Cuong	30	4,500	135,000				60	2,500	150,000			14	18,000	252,000	295,000		537,000
31	Dam Van Son		4,500										201	18,000	3,618,000	295,000		3,618,000
32	Nguyen Van Thon		4,500										47	18,000	846,000	295,000		846,000
33	Tran Van Binh		4,500					264	2,500	660,000			18,000			295,000		660,000
34	Tran Van Cu		4,500					550	2,500	1,375,000			18,000			295,000		1,375,000
35	Tran Van Chai		4,500					79	2,500	197,500			18,000			295,000		197,500
36	Dam Van Thuong		4,500										265	18,000	4,770,000	295,000		4,770,000
37	Truong Van Thoi	30	4,500	135,000				60	2,500	150,000			83	18,000	1,494,000	295,000		1,779,000
38	Nong Van Hon		4,500					143	2,500	357,500			18,000			295,000		357,500
39	Au Van Loi		4,500					119	2,500	297,500			18,000			295,000		297,500
40	Luong Van Ken		4,500										96	18,000	1,728,000	295,000		1,728,000
41	Phan Van Bao		4,500										24	18,000	432,000	295,000		432,000
42	Ha Van Chuc	30	4,500	135,000				286	2,500	715,000			18,000			295,000		850,000
43	Ha Van Thuong		4,500					191	2,500	477,500			18,000			295,000		477,500
44	Ha Van Du		4,500					220	2,500	550,000			18,000			295,000		550,000
45	Nong Van Dai		4,500										43	18,000	774,000	295,000		774,000
46	Ha Van Kien		4,500					217	2,500	542,500			18,000			295,000		542,500
47	Doan Van Nong		4,500										99	18,000	1,782,000	295,000		1,782,000
48	Tricu Thi Ngan		4,500										201	18,000	3,618,000	295,000		3,618,000
49	Nong Van Lien	40	4,500	180,000				472	2,500	1,180,000			18,000			295,000		1,360,000
50	Nong Van Lanh		4,500					242	2,500	605,000			18,000			295,000		605,000
51	Nong Hong Nhat		4,500					466	2,500	1,165,000			18,000			295,000		1,165,000
52	Nong Van Nhat		4,500					649	2,500	1,622,500			18,000			295,000		1,622,500
<b>12.Khang Chien Commune, Trang Dinh District</b>																		
<b>Total</b>		<b>190</b>		<b>855,000</b>				<b>23,611</b>		<b>59,027,500</b>	<b>4,993</b>		<b>89,874,000</b>					<b>149,756,500</b>
1	Ly Van Minh		4,500						2,500				2,086	18,000	37,548,000	295,000		37,548,000
2	Ly Van Ha		4,500						2,500				574	18,000	10,332,000	295,000		10,332,000
3	Ly Van Giong		4,500						2,500				1,356	18,000	24,408,000	295,000		24,408,000
4	Be Van Du		4,500					227	2,500	567,500			18,000			295,000		567,500
6	Be Van Tuyen		4,500					84	2,500	210,000			18,000			295,000		210,000
7	Be Van Hoan		4,500					124	2,500	310,000			18,000			295,000		310,000
8	Be Van Tuan		4,500					205	2,500	512,500			18,000			295,000		512,500
9	Be Van Khoan		4,500					777	2,500	1,942,500			18,000			295,000		1,942,500
10	Hoang Van Trong	30	4,500	135,000				550	2,500	1,375,000			18,000			295,000		1,510,000

Sr No	Name of head of Hholds	Compensation for land			Compensation for Structure			Compensation for Crops and trees						Compensation for other assets			Total in VND
		Area land of rice (m <sup>2</sup> )	Unit price / m <sup>2</sup>	Entitlement (VNĐ)	Quantity (m <sup>2</sup> )	Unit price / m <sup>2</sup>	Entitlement (VNĐ)	Quantity (m <sup>2</sup> )	Unit price / m <sup>2</sup>	Entitlement (VNĐ)	Quantity (tree)	Unit price / tree	Entitlement (VNĐ)	(well, tomb..)			
														Quantity	Unit price	Entitlement (VNĐ)	
11	Be Van Cuong		4,500				555	2,500	1,387,500		18,000				295,000		1,387,500
12	Be Thi Phen		4,500				108	2,500	270,000		18,000				295,000		270,000
13	Mong Van Tien		4,500				111	2,500	277,500		18,000				295,000		277,500
14	Be Hung Thien		4,500				288	2,500	720,000		18,000				295,000		720,000
15	Be Van Sinh	40	4,500	180,000			328	2,500	820,000		18,000				295,000		1,000,000
16	Nong Thi Bong		4,500				215	2,500	537,500		18,000				295,000		537,500
17	Be Van Minh		4,500				326	2,500	815,000		18,000				295,000		815,000
18	Dinh Van Tiet		4,500					2,500			114	18,000	2,052,000		295,000		2,052,000
19	Be Van Do	30	4,500	135,000			60	2,500	150,000		83	18,000	1,494,000		295,000		1,779,000
20	Be Van Ngay		4,500				110	2,500	275,000						295,000		275,000
21	Be Hong Duc		4,500				438	2,500	1,095,000						295,000		1,095,000
22	Be Van Xuyen		4,500				566	2,500	1,415,000						295,000		1,415,000
23	Bui The Chien	30	4,500	135,000			352	2,500	880,000						295,000		1,015,000
24	Nong Van Cang		4,500					2,500			76	18,000	1,368,000		295,000		1,368,000
25	Nguyen Thanh Hai		4,500				214	2,500	535,000						295,000		535,000
26	Trieu Thi Nuoi	30	4,500	135,000			59	2,500	147,500						295,000		282,500
27	Hoang Van Muu		4,500				100	2,500	250,000						295,000		250,000
28	Luong Van Chai		4,500				215	2,500	537,500						295,000		537,500
29	Nguyen Cong Tien		4,500				495	2,500	1,237,500						295,000		1,237,500
30	Ha Van Thang		4,500				202	2,500	505,000						295,000		505,000
31	Ha Van Thai		4,500				902	2,500	2,255,000						295,000		2,255,000
32	Lc Van Chau		4,500					2,500			495	18,000	8,910,000		295,000		8,910,000
33	Nong Van Phuong	30	4,500	135,000			16,000	2,500	40,000,000						295,000		40,135,000
34	Nong Van Siu		4,500					2,500			209	18,000	3,762,000		295,000		3,762,000
<b>13. Dai Dong Commune, Trang Dinh District</b>																	
<b>Total</b>		<b>470</b>	<b>373,500</b>	<b>2,115,000</b>			<b>11,772</b>	<b>207,500</b>	<b>29,430,000</b>		<b>4,939</b>	<b>1,494,000</b>	<b>88,902,000</b>		<b>24,485,000</b>		<b>120,447,000</b>
1	Hoang Van Ky		4,500				29	2,500	72,500						295,000		72,500
2	Hoang Thi Them		4,500					2,500			210	18,000	3,780,000		295,000		3,780,000
3	Luong Thi Lien		4,500				171	2,500	427,500						295,000		427,500
4	Huong Van No	30	4,500	135,000			142	2,500	355,000						295,000		490,000
5	Nong Thi Gia		4,500				109	2,500	272,500						295,000		272,500
6	Nong Van Nghia		4,500				62	2,500	155,000						295,000		155,000
7	Nguyen Van Sinh	30	4,500	135,000			328	2,500	820,000						295,000		955,000
8	Luong Van Sap		4,500				337	2,500	842,500						295,000		842,500
9	Nguyen Thi Ky		4,500				240	2,500	600,000						295,000		600,000
10	Nguyen Quoc Van		4,500					2,500			183	18,000	3,294,000		295,000		3,294,000
11	Nguyen Van Hinh	40	4,500	180,000			200	2,500	500,000		536	18,000	9,648,000		295,000		10,328,000
12	Nguyen Van Cam		4,500				82	2,500	205,000						295,000		205,000
13	Hoang Van Bao		4,500				99	2,500	247,500						295,000		247,500
14	Ma Thi Men		4,500					2,500			252	18,000	4,536,000		295,000		4,536,000
15	Nguyen Ngoc Can	40	4,500	180,000			34	2,500	85,000						295,000		265,000

Sr No	Name of head of Hholds	Compensation for land			Compensation for Structure			Compensation for Crops and trees						Compensation for other assets			Total in VND
		Area land of rice (m <sup>2</sup> )	Unit price / m <sup>2</sup>	Entitlement (VND)	Quantity (m <sup>2</sup> )	Unit price / m <sup>2</sup>	Entitlement (VND)	Quantity (m <sup>2</sup> )	Unit price / m <sup>2</sup>	Entitlement (VND)	Quantity (tree)	Unit price / tree	Entitlement (VND)	(well, tomb..)			
														Quantity	Unit price	Entitlement (VND)	
16	Ma Thai Loi		4,500					41	2,500	102,500		18,000			295,000		102,500
17	Ma Thai Toan		4,500					212	2,500	530,000		18,000			295,000		530,000
18	Ma Thai Huy	30	4,500	135,000				263	2,500	657,500		18,000			295,000		792,500
19	Ma Hong		4,500					138	2,500	345,000		18,000			295,000		345,000
20	Duong Trung Thanh		4,500						2,500		181	18,000	3,258,000		295,000		3,258,000
21	Ma Thai Hoan		4,500					239	2,500	597,500		18,000			295,000		597,500
22	Nong Van Minh	30	4,500	135,000				172	2,500	430,000		18,000			295,000		565,000
23	Nong Van Huu		4,500					160	2,500	400,000		18,000			295,000		400,000
24	Le Thi Nhan		4,500					83	2,500	207,500		18,000			295,000		207,500
25	Hoang Doanh		4,500					99	2,500	247,500		18,000			295,000		247,500
26	Hoang Van Trong		4,500					54	2,500	135,000		18,000			295,000		135,000
27	Hoang Thi Khao	30	4,500	135,000				84	2,500	210,000		18,000			295,000		345,000
28	Ngo Van Ngan		4,500					156	2,500	390,000		18,000			295,000		390,000
29	Nong Phuc Hoa		4,500					186	2,500	465,000		18,000			295,000		465,000
30	Hoang Thi Tui		4,500					93	2,500	232,500		18,000			295,000		232,500
31	La Thanh Thoi		4,500					69	2,500	172,500		18,000			295,000		172,500
32	Hoang Van Dau		4,500					67	2,500	167,500		18,000			295,000		167,500
33	Nguyen Quoc Thi		4,500					57	2,500	142,500		18,000			295,000		142,500
34	Nguyen Thi Le		4,500					87	2,500	217,500		18,000			295,000		217,500
35	Nguyen Van Uoc	30	4,500	135,000				28	2,500	70,000		18,000			295,000		205,000
36	Hoang Trong Duong		4,500					303	2,500	757,500		18,000			295,000		757,500
37	Hoang Thi Quai		4,500					141	2,500	352,500		18,000			295,000		352,500
38	Hoang Van Hai		4,500					65	2,500	162,500		18,000			295,000		162,500
39	Hoang Manh Chinh		4,500					607	2,500	1,517,500		18,000			295,000		1,517,500
40	Nguyen Van Trinh		4,500					185	2,500	462,500		18,000			295,000		462,500
41	Nong Van Sang		4,500					42	2,500	105,000		18,000			295,000		105,000
42	Hoang Thi Hau	30	4,500	135,000				150	2,500	375,000	130	18,000	2,340,000		295,000		2,850,000
43	Nguyen Quoc Loi		4,500					121	2,500	302,500		18,000			295,000		302,500
44	Nguyen Van Tu		4,500					80	2,500	200,000		18,000			295,000		200,000
45	Nong Thanh Hai		4,500					302	2,500	755,000		18,000			295,000		755,000
46	Hoang Van Trong		4,500					54	2,500	135,000		18,000			295,000		135,000
47	Quach Van Nhin		4,500					90	2,500	225,000		18,000			295,000		225,000
48	Vu Dinh Thuy	30	4,500	135,000				137	2,500	342,500		18,000			295,000		477,500
49	La Thanh Thoi		4,500					42	2,500	105,000		18,000			295,000		105,000
50	Hoang Van Dau		4,500					113	2,500	282,500		18,000			295,000		282,500
51	Nguyen Quoc Loi		4,500					121	2,500	302,500		18,000			295,000		302,500
52	Nguyen Van Tu		4,500					80	2,500	200,000		18,000			295,000		200,000
53	Nong Thanh Hai		4,500					302	2,500	755,000		18,000			295,000		755,000
54	Quach Van Nhin		4,500					90	2,500	225,000		18,000			295,000		225,000
55	Nguyen Quoc Thi	30	4,500	135,000				57	2,500	142,500		18,000			295,000		277,500
56	Nguyen Thi Le		4,500					87	2,500	217,500		18,000			295,000		217,500

Sr No	Name of head of Hholds	Compensation for land			Compensation for Structure			Compensation for Crops and trees						Compensation for other assets			Total in VND
		Area land of rice (m <sup>2</sup> )	Unit price / m <sup>2</sup>	Entitlement (VND)	Quantity (m <sup>2</sup> )	Unit price / m <sup>2</sup>	Entitlement (VND)	Quantity (m <sup>2</sup> )	Unit price / m <sup>2</sup>	Entitlement (VND)	Quantity (tree)	Unit price / tree	Entitlement (VND)	(well, tomb..)			
														Quantity	Unit price	Entitlement (VND)	
57	Nguyen Van Uoc		4,500				28	2,500	70,000		18,000				295,000		70,000
58	Hoang Trong Duong		4,500				303	2,500	757,500		18,000				295,000		757,500
59	Hoang Thi Quai		4,500				141	2,500	352,500		18,000				295,000		352,500
60	Hoang Van Hai		4,500				65	2,500	162,500		18,000				295,000		162,500
61	Hoang Manh Chinh	30	4,500	135,000			607	2,500	1,517,500		18,000				295,000		1,652,500
62	Nguyen Van Trinh		4,500				185	2,500	462,500		18,000				295,000		462,500
63	Nong Van Sang		4,500				42	2,500	105,000		18,000				295,000		105,000
64	Nong Van Dung		4,500				138	2,500	345,000		18,000				295,000		345,000
65	Nong Van Dao		4,500				98	2,500	245,000		18,000				295,000		245,000
66	Hoang Thi Hau		4,500				150	2,500	375,000	130	18,000	2,340,000			295,000		2,715,000
67	Thao	30	4,500	135,000			299	2,500	747,500		18,000				295,000		882,500
68	Nong Van Minh		4,500				172	2,500	430,000		18,000				295,000		430,000
69	Nong Van Huu		4,500				160	2,500	400,000		18,000				295,000		400,000
70	Hao		4,500				76	2,500	190,000		18,000				295,000		190,000
71	Luong Muoi		4,500				68	2,500	170,000		18,000				295,000		170,000
72	Luong Chi Tuan		4,500				213	2,500	532,500		18,000				295,000		532,500
73	Luong Thi Pom		4,500				141	2,500	352,500		18,000				295,000		352,500
74	Luong Hoa	30	4,500	135,000			82	2,500	205,000		18,000				295,000		340,000
75	Luong Xuan Thanh		4,500				269	2,500	672,500		18,000				295,000		672,500
76	Luong Thi Vuong		4,500				315	2,500	787,500		18,000				295,000		787,500
77	Nong Chung Lam		4,500				434	2,500	1,085,000		18,000				295,000		1,085,000
78	Hoang Huu		4,500				80	2,500	200,000		18,000				295,000		200,000
79	Luong Chi Xuyen		4,500				125	2,500	312,500		18,000				295,000		312,500
80	Luong Van Ty	30	4,500	135,000			68	2,500	170,000		18,000				295,000		305,000
81	Luong Van Hach		4,500				155	2,500	387,500		18,000				295,000		387,500
82	Nguyen Duy Bo		4,500				68	2,500	170,000		18,000				295,000		170,000
83	Tran Long		4,500					2,500			3,317	18,000	59,706,000		295,000		59,706,000
<b>14. Chi Lang Commune, Trang Dinh District</b>																	
<b>Total</b>		<b>60</b>	<b>108,000</b>	<b>270,000</b>			<b>2,380</b>	<b>60,000</b>	<b>5,950,000</b>	<b>4,473</b>	<b>432,000</b>	<b>80,514,000</b>			<b>7,080,000</b>		<b>86,734,000</b>
1	Be Van Son		4,500					2,500		1,194	18,000	21,492,000			295,000		21,492,000
2	Dang Thi Nguyen		4,500					2,500		652	18,000	11,736,000			295,000		11,736,000
3	Nong Huu Thuong		4,500					2,500		730	18,000	13,140,000			295,000		13,140,000
4	Chu Van Them		4,500					2,500		1,287	18,000	23,166,000			295,000		23,166,000
5	Luu Van Binh		4,500				345	2,500	862,500		18,000				295,000		862,500
6	Trinh Van San	30	4,500	135,000			124	2,500	310,000		18,000				295,000		445,000
7	Trieu Van Phong		4,500				49	2,500	122,500		18,000				295,000		122,500
8	Trieu Thi Ly		4,500				69	2,500	172,500		18,000				295,000		172,500
9	Vuong Van Khoa		4,500				81	2,500	202,500		18,000				295,000		202,500
10	Hoang Ninh Khiem		4,500					2,500		127	18,000	2,286,000			295,000		2,286,000
11	Nong Thi Tam	30	4,500	135,000			97	2,500	242,500		18,000				295,000		377,500
12	Khu Quan Su		4,500				144	2,500	360,000		18,000				295,000		360,000

Sr No	Name of head of Hholds	Compensation for land			Compensation for Structure			Compensation for Crops and trees						Compensation for other assets			Total in VND	
		Area land of rice (m <sup>2</sup> )	Unit price / m <sup>2</sup>	Entitlement (VND)	Quantity (m <sup>2</sup> )	Unit price / m <sup>2</sup>	Entitlement (VND)	Quantity (m <sup>2</sup> )	Unit price / m <sup>2</sup>	Entitlement (VND)	Quantity (tree)	Unit price / tree	Entitlement (VND)	(well, tomb..)				
														Quantity	Unit price	Entitlement (VND)		
13	Nong Van Nghiep		4,500					308	2,500	770,000		18,000				295,000		770,000
14	Nong Gia Phu		4,500					149	2,500	372,500		18,000				295,000		372,500
15	Dam Minh Tuan		4,500					81	2,500	202,500		18,000				295,000		202,500
16	Hoang Van Pin		4,500					120	2,500	300,000		18,000				295,000		300,000
17	Nong Van Cat		4,500					210	2,500	525,000		18,000				295,000		525,000
18	Nong Van Hong		4,500					126	2,500	315,000		18,000				295,000		315,000
19	Nong Van Cat		4,500					210	2,500	525,000		18,000				295,000		525,000
20	Nong Van Thanh		4,500					267	2,500	667,500		18,000				295,000		667,500
21	Nong Van Hung		4,500						2,500		130	18,000	2,340,000			295,000		2,340,000
22	Hoang Van Long		4,500						2,500		93	18,000	1,674,000			295,000		1,674,000
23	Be Thi Mict		4,500						2,500		181	18,000	3,258,000			295,000		3,258,000
24	Hoang Van Ky		4,500						2,500		79	18,000	1,422,000			295,000		1,422,000
<b>15. Chi Minh Commune, Trang Dinh District</b>																		
<b>Total</b>		<b>150</b>		<b>675,000</b>				<b>1,950</b>		<b>4,875,000</b>	<b>1,014</b>		<b>18,252,000</b>					<b>23,802,000</b>
1	Nguyen Van Toan		4,500					156	2,500	390,000	81	18,000	1,458,000					1,848,000
2	Nong Van Binh		4,500					169	2,500	422,500	111	18,000	1,998,000					2,420,500
3	Nong Van Sy	30	4,500	135,000				91	2,500	227,500	91	18,000	1,638,000					2,000,500
4	Truong Van Hanh		4,500					65	2,500	162,500	86	18,000	1,548,000					1,710,500
5	Hoang Van Say	30	4,500	135,000				104	2,500	260,000		18,000						395,000
6	Truong Cong Hoan		4,500					130	2,500	325,000	96	18,000	1,728,000					2,053,000
7	Vuong Van To		4,500					169	2,500	422,500	100	18,000	1,800,000					2,222,500
8	Hoang Van Thao		4,500					143	2,500	357,500	64	18,000	1,152,000					1,509,500
9	Ly Van Bao	30	4,500	135,000				104	2,500	260,000		18,000						395,000
10	Nong Van Ba		4,500					78	2,500	195,000		18,000						195,000
11	Nong Van An		4,500					117	2,500	292,500	111	18,000	1,998,000					2,290,500
12	Vuong Van Bao		4,500					130	2,500	325,000		18,000						325,000
13	Tran Thi Dinh	30	4,500	135,000				143	2,500	357,500	86	18,000	1,548,000					2,040,500
14	Hoang Van Quynh		4,500					65	2,500	162,500	57	18,000	1,026,000					1,188,500
15	Hoang Van Tien		4,500					91	2,500	227,500		18,000						227,500
16	Le Trung Bang		4,500					78	2,500	195,000	45	18,000	810,000					1,005,000
17	Truong Van Duong	30	4,500	135,000				117	2,500	292,500	86	18,000	1,548,000					1,975,500

Sr No	Name of head of households	Compensation for land			Compensation for Structure			Compensation for trees (2000 trees / ha)			Compensation for Crops			Compensation for other Assets (Well, tomb...)			Total in VND
		Area land of rice (m <sup>2</sup> )	Unit price / m <sup>2</sup>	Entitlement (VND)	Qty (m <sup>2</sup> )	Unit price / m <sup>2</sup>	Entitlement (VND)	Qty (ha)	Unit price / ha	Entitlement (VND)	Qty (m <sup>2</sup> )	Unit price / m <sup>2</sup>	Entitlement (VND)	Qty (m <sup>2</sup> )	Unit price / m <sup>2</sup>	Entitlement (VND)	
<b>CAO BANG PROVINCE</b>																	
<b>16.Duc Xuan Commune, Thach An District</b>																	
<b>Total</b>		<b>540</b>		<b>5,265,000</b>				<b>1.014</b>		<b>2,439,684</b>	<b>49,790</b>		<b>59,748,000</b>			<b>67,452,684</b>	
1	Bc Tuong Thi		9,750					0.221	2,406,000	531,726	8,710	1,200	10,452,000			10,983,726	
2	Chu Thi Ky	30	9,750	292,500				0.078	2,406,000	187,668	1,157	1,200	1,388,400			1,868,568	
3	Hoang Cao Thang	30	9,750	292,500				0.065	2,406,000	156,390	910	1,200	1,092,000			1,540,890	
4	Bc Van Dai		9,750					0.052	2,406,000	125,112	975	1,200	1,170,000			1,295,112	
5	Hoang Van Nha		9,750					0.039	2,406,000	93,834	1,105	1,200	1,326,000			1,419,834	
6	Nong Van Khoan	30	9,750	292,500				0.195	2,406,000	469,170	5,200	1,200	6,240,000			7,001,670	
7	Dinh Van Hung		9,750						2,406,000		520	1,200	624,000			624,000	
8	Chu Van U	30	9,750	292,500				0.208	2,406,000	500,448	7,020	1,200	8,424,000			9,216,948	
9	Dinh Cong Hoat		9,750					0.156	2,406,000	375,336	6,669	1,200	8,002,800			8,378,136	
10	Dinh Van Sat		9,750						2,406,000		624	1,200	748,800			748,800	
11	Nong Kien Quyet	30	9,750	292,500					2,406,000		611	1,200	733,200			1,025,700	
12	Dinh Van Doanh		9,750						2,406,000		572	1,200	686,400			686,400	
13	Dinh Van Bao	30	9,750	292,500					2,406,000		663	1,200	795,600			1,088,100	
14	Nong Van Noong	30	9,750	292,500					2,406,000		962	1,200	1,154,400			1,446,900	
15	Dam Van Vinh		9,750						2,406,000		936	1,200	1,123,200			1,123,200	
16	Nong Van Cu		9,750						2,406,000		663	1,200	795,600			795,600	
17	Phan Van Tu		9,750						2,406,000		793	1,200	951,600			951,600	
18	Phan Van Bang	30	9,750	292,500					2,406,000		650	1,200	780,000			1,072,500	
19	Phan Van Tuan	30	9,750	292,500					2,406,000		663	1,200	795,600			1,088,100	
20	Nong Thi Hoa		9,750						2,406,000		884	1,200	1,060,800			1,060,800	
21	Vi Van Quan		9,750						2,406,000		754	1,200	904,800			904,800	
22	Nong Van Khanh	30	9,750	292,500					2,406,000		637	1,200	764,400			1,056,900	
23	Nong Van Ban	30	9,750	292,500					2,406,000		585	1,200	702,000			994,500	
24	Nong Van Cham		9,750						2,406,000		611	1,200	733,200			733,200	
25	Nong Van Minh	30	9,750	292,500					2,406,000		533	1,200	639,600			932,100	
26	Nong Van Khanh	30	9,750	292,500					2,406,000		559	1,200	670,800			963,300	
27	Nong Van Yen		9,750						2,406,000		637	1,200	764,400			764,400	
28	Dinh Van Bac		9,750						2,406,000		533	1,200	639,600			639,600	
29	Ly Van Trong	30	9,750	292,500					2,406,000		520	1,200	624,000			916,500	
30	Dinh Quoc Tuyen	30	9,750	292,500					2,406,000		507	1,200	608,400			900,900	
31	Nguyen Van Truc		9,750						2,406,000		598	1,200	717,600			717,600	
32	Chu Van Chai		9,750						2,406,000		572	1,200	686,400			686,400	
33	Nong Van Phong	30	9,750	292,500					2,406,000		559	1,200	670,800			963,300	
34	Dam Van Phuc		9,750						2,406,000		559	1,200	670,800			670,800	
35	Nong Trung Ngoc	30	9,750	292,500					2,406,000		819	1,200	982,800			1,275,300	
36	Chu Van Huan	30	9,750	292,500					2,406,000		520	1,200	624,000			916,500	
<b>17.Dong Khe Commune, Thach An District</b>																	



Sr No	Name of head of households	Compensation for land			Compensation for Structure			Compensation for trees (2000 trees / ha)			Compensation for Crops			Compensation for other Assets (Well, tomb...)			Total in VND
		Area land of rice (m <sup>2</sup> )	Unit price / m <sup>2</sup>	Entitlement (VND)	Qty (m <sup>2</sup> )	Unit price / m <sup>2</sup>	Entitlement (VND)	Qty (ha)	Unit price / ha	Entitlement (VND)	Qty (m <sup>2</sup> )	Unit price / m <sup>2</sup>	Entitlement (VND)	Qty (m <sup>2</sup> )	Unit price / m <sup>2</sup>	Entitlement (VND)	
<b>Total</b>		<b>300</b>		<b>2,925,000</b>			<b>0.137</b>		<b>328,583</b>			<b>20,852</b>		<b>25,022,400</b>		<b>28,275,983</b>	
1	Ly Van Tong	30	9,750	292,500			0.137	2,406,000	328,583		988	1,200	1,185,600		1,806,683		
2	Hoang Van Bo		9,750					2,406,000			689	1,200	826,800		826,800		
3	Hoan Van Tien	30	9,750	292,500				2,406,000			689	1,200	826,800		1,119,300		
4	Đinh Huy Tri	30	9,750	292,500				2,406,000			611	1,200	733,200		1,025,700		
5	Đinh Viet Tam	30	9,750	292,500				2,406,000			923	1,200	1,107,600		1,400,100		
6	Đam Viet	30	9,750	292,500				2,406,000			780	1,200	936,000		1,228,500		
7	Hoan Van Toi		9,750					2,406,000			1,066	1,200	1,279,200		1,279,200		
8	Đinh Huy Tro		9,750					2,406,000			819	1,200	982,800		982,800		
9	Đinh Viet Tri		9,750					2,406,000			1,118	1,200	1,341,600		1,341,600		
10	Đam Vo		9,750					2,406,000			845	1,200	1,014,000		1,014,000		
11	Nong Van Khanh	30	9,750	292,500				2,406,000			663	1,200	795,600		1,088,100		
12	Nong Van Phien		9,750					2,406,000			780	1,200	936,000		936,000		
13	Nong Van Coong	30	9,750	292,500				2,406,000			702	1,200	842,400		1,134,900		
14	Nong Xuan Chu	30	9,750	292,500				2,406,000			741	1,200	889,200		1,181,700		
15	Nong Cao Son		9,750					2,406,000			728	1,200	873,600		873,600		
16	Nong Xuan Chu		9,750					2,406,000			1,131	1,200	1,357,200		1,357,200		
17	Nong Hai Duong		9,750					2,406,000			1,196	1,200	1,435,200		1,435,200		
18	Le Van Son	30	9,750	292,500				2,406,000			1,170	1,200	1,404,000		1,696,500		
19	Ma Van Duc	30	9,750	292,500				2,406,000			728	1,200	873,600		1,166,100		
20	Le Thanh Bon		9,750					2,406,000			650	1,200	780,000		780,000		
21	Ly Van Cuong		9,750					2,406,000			741	1,200	889,200		889,200		
22	Nong Van Phuc		9,750					2,406,000			962	1,200	1,154,400		1,154,400		
23	Le Van Dong		9,750					2,406,000			1,040	1,200	1,248,000		1,248,000		
24	Ma Phu		9,750					2,406,000			1,092	1,200	1,310,400		1,310,400		
<b>18.Le Lai Commune, Thach An District</b>																	
<b>Total</b>		<b>90</b>	<b>537,735</b>	<b>878,010</b>			<b>3.289</b>	<b>7,913,334</b>			<b>45,175</b>	<b>67,485</b>	<b>55,441,919</b>		<b>64,233,263</b>		
1	Hua Thi Oanh		9,750				0.091	2,406,000	218,946		1,027	1,200	1,232,400		1,451,346		
2	Hua Van Dang	30	9,751	292,530			0.073	2,406,000	175,157		780	1,201	936,780		1,404,467		
3	Ly Van Hieu		9,752					2,406,000			806	1,202	968,812		968,812		
4	Hoang Quang Ho		9,753					2,406,000			780	1,203	938,340		938,340		
5	Nong Duy Hai		9,754				0.114	2,406,000	275,246		754	1,204	907,816		1,183,062		
6	Hoang Thi Anh	30	9,755	292,650				2,406,000			806	1,205	971,230		1,263,880		
7	Hoang Van Bich		9,756				0.143	2,406,000	344,058		858	1,206	1,034,748		1,378,806		
8	Hoang Van Can		9,757					2,406,000			884	1,207	1,066,988		1,066,988		
9	Nong Quoc Khanh		9,758				0.117	2,406,000	281,502		689	1,208	832,312		1,113,814		
10	Nong Van Ta		9,759				0.124	2,406,000	297,141		611	1,209	738,699		1,035,840		
11	Hoang Thi Phong		9,760					2,406,000			819	1,210	990,990		990,990		
12	Hua Van Phu	30	9,761	292,830			0.039	2,406,000	93,834		715	1,211	865,865		1,252,529		
13	Hua Van Tam		9,762				0.104	2,406,000	250,224		884	1,212	1,071,408		1,321,632		
14	Hoang Thi Song		9,763				0.065	2,406,000	156,390		585	1,213	709,605		865,995		

Sr No	Name of head of households	Compensation for land			Compensation for Structure			Compensation for trees (2000 trees / ha)			Compensation for Crops			Compensation for other Assets (Well, tomb...)			Total in VND	
		Area land of rice (m <sup>2</sup> )	Unit price / m <sup>2</sup>	Entitlement (VNĐ)	Qty (m <sup>2</sup> )	Unit price / m <sup>2</sup>	Entitlement (VNĐ)	Qty (ha)	Unit price / ha	Entitlement (VNĐ)	Qty (m <sup>2</sup> )	Unit price / m <sup>2</sup>	Entitlement (VNĐ)	Qty (m <sup>2</sup> )	Unit price / m <sup>2</sup>	Entitlement (VNĐ)		
15	Nong Van Chan		9,764						2,406,000				780	1,214	946,920			946,920
16	Hoang Thi Duy		9,765				0.073	2,406,000		175,157			871	1,215	1,058,265			1,233,422
17	Nong Van Dung		9,766				0.101	2,406,000		243,968			676	1,216	822,016			1,065,984
18	Nong Thi Huong		9,767					2,406,000					624	1,217	759,408			759,408
19	Hoang Van Mong		9,768				0.130	2,406,000		312,780			975	1,218	1,187,550			1,500,330
20	Hoang Van Ngoc		9,769					2,406,000					923	1,219	1,125,137			1,125,137
21	Hoang Van Con		9,770				0.109	2,406,000		262,735			858	1,220	1,046,760			1,309,495
22	Hoang Van Luc		9,771				0.125	2,406,000		300,269			715	1,221	873,015			1,173,284
23	Hoang Cao Quang		9,772					2,406,000					962	1,222	1,175,564			1,175,564
24	Ly Van Vien		9,773					2,406,000					819	1,223	1,001,637			1,001,637
25	Dinh Thi Man		9,774				0.091	2,406,000		218,946			559	1,224	684,216			903,162
26	Nong Cong Hong		9,775				0.098	2,406,000		234,585			1,001	1,225	1,226,225			1,460,810
27	Nong Van Huong		9,776					2,406,000					1,040	1,226	1,275,040			1,275,040
28	Nong Van Cuong		9,777				0.117	2,406,000		281,502			871	1,227	1,068,717			1,350,219
29	Nong Thi Hien		9,778					2,406,000					819	1,228	1,005,732			1,005,732
30	Nong Thi Dong		9,779					2,406,000					858	1,229	1,054,482			1,054,482
31	Hoang Thi Lien		9,780					2,406,000					936	1,230	1,151,280			1,151,280
32	Ly Van Po		9,781					2,406,000					910	1,231	1,120,210			1,120,210
33	Truong Van Thoi		9,782				0.100	2,406,000		240,841			819	1,232	1,009,008			1,249,849
34	Dinh Van Toan		9,783				0.120	2,406,000		287,758			819	1,233	1,009,827			1,297,585
35	Hoang Van Hai		9,784					2,406,000					819	1,234	1,010,646			1,010,646
36	Dinh Van Khoa		9,785				0.078	2,406,000		187,668			819	1,235	1,011,465			1,199,133
37	Hoang Minh Dong		9,786				0.104	2,406,000		250,224			819	1,236	1,012,284			1,262,508
38	Nong Van Canh		9,787				0.124	2,406,000		297,141			936	1,237	1,157,832			1,454,973
39	Dinh Van Chien		9,788					2,406,000					780	1,238	965,640			965,640
40	Nong Van Xanh		9,789					2,406,000					819	1,239	1,014,741			1,014,741
41	Nong Dinh Thu		9,790					2,406,000					819	1,240	1,015,560			1,015,560
42	Hoang Van Tuyen		9,791					2,406,000					819	1,241	1,016,379			1,016,379
43	Dinh Van Duc		9,792				0.156	2,406,000		375,336			663	1,242	823,446			1,198,782
44	Dinh Thi Duyen		9,793				0.083	2,406,000		200,179			819	1,243	1,018,017			1,218,196
45	Hoang Van Thang		9,794				0.091	2,406,000		218,946			819	1,244	1,018,836			1,237,782
46	Hoang Van Thanh		9,795				0.124	2,406,000		297,141			819	1,245	1,019,655			1,316,796
47	Nong Van Hieu		9,796				0.111	2,406,000		265,863			650	1,246	809,900			1,075,763
48	Hoang Thi Yen		9,797				0.104	2,406,000		250,224			975	1,247	1,215,825			1,466,049
49	Hoang Van Nham		9,798					2,406,000					819	1,248	1,022,112			1,022,112
50	Ly Van Phong		9,799				0.096	2,406,000		231,457			819	1,249	1,022,931			1,254,388
51	Hoang Van Tien		9,800					2,406,000					819	1,250	1,023,750			1,023,750
52	Hoang Thi Ngam		9,801				0.078	2,406,000		187,668			1,001	1,251	1,252,251			1,439,919
53	Nong Van Truong		9,802					2,406,000					910	1,252	1,139,320			1,139,320
54	Nong Van Tuong		9,803				0.111	2,406,000		265,863			819	1,253	1,026,207			1,292,070
55	Nong Van Lap		9,804				0.098	2,406,000		234,585			780	1,254	978,120			1,212,705

Sr No	Name of head of households	Compensation for land			Compensation for Structure			Compensation for trees (2000 trees / ha)			Compensation for Crops			Compensation for other Assets (Well, tomb...)			Total in VND
		Area land of rice (m <sup>2</sup> )	Unit price / m <sup>2</sup> (VNĐ)	Entitlement (VNĐ)	Qty (m <sup>2</sup> )	Unit price / m <sup>2</sup> (VNĐ)	Entitlement (VNĐ)	Qty (ha)	Unit price / ha (VNĐ)	Entitlement (VNĐ)	Qty (m <sup>2</sup> )	Unit price / m <sup>2</sup> (VNĐ)	Entitlement (VNĐ)	Qty (m <sup>2</sup> )	Unit price / m <sup>2</sup> (VNĐ)	Entitlement (VNĐ)	
<b>19.Thuy Hung Commune, Thach An District</b>																	
<b>Total</b>								<b>4.290</b>		<b>10,321,740</b>			<b>14,300</b>		<b>17,351,854</b>		<b>27,673,594</b>
1	Dinh Van Bao		9,750					0.150	2,406,000	359,697		559	1,200	670,800			1,030,497
2	Hoang Thi Khen		9,750					0.114	2,406,000	275,246		468	1,201	562,068			837,314
3	Ngac Van Trong		9,750					0.098	2,406,000	234,585		494	1,202	593,788			828,373
4	Dam Van Thang		9,750					0.112	2,406,000	268,991		533	1,203	641,199			910,190
5	Ngac Van Dung		9,750					0.254	2,406,000	609,921		598	1,204	719,992			1,329,913
6	Trieu Van Nam		9,750					0.122	2,406,000	294,013		533	1,205	642,265			936,278
7	Mong Van Doan		9,750					0.144	2,406,000	347,186		468	1,206	564,408			911,594
8	Ngac Van Ly		9,750					0.156	2,406,000	375,336		455	1,207	549,185			924,521
9	Ngac Van Hien		9,750					0.148	2,406,000	356,569		624	1,208	753,792			1,110,361
10	Ly Van Canh		9,750					0.161	2,406,000	387,847		546	1,209	660,114			1,047,961
11	Ngac Van Phang		9,750					0.172	2,406,000	412,870		416	1,210	503,360			916,230
12	Ly Van Hoa		9,750					0.153	2,406,000	369,080		585	1,211	708,435			1,077,515
13	Mong Van Huong		9,750					0.153	2,406,000	369,080		481	1,212	582,972			952,052
14	Phung Van Thang		9,750					0.153	2,406,000	369,080		507	1,213	614,991			984,071
15	Ngac Lc Thang		9,750					0.085	2,406,000	203,307		559	1,214	678,626			881,933
16	Mong Van Sung		9,750					0.075	2,406,000	181,412		442	1,215	537,030			718,442
17	Mong Van Tuan		9,750					0.096	2,406,000	231,457		546	1,216	663,936			895,393
18	Ha Thanh Son		9,750					0.092	2,406,000	222,074		377	1,217	458,809			680,883
19	Dinh Chi Dong		9,750					0.083	2,406,000	200,179		468	1,218	570,024			770,203
20	Ha Van Tien		9,750					0.078	2,406,000	187,668		481	1,219	586,339			774,007
21	Ha Nhu Khang		9,750					0.130	2,406,000	312,780		533	1,220	650,260			963,040
22	Ha Van Chan		9,750					0.195	2,406,000	469,170		559	1,221	682,539			1,151,709
23	Ha Van Chung		9,750					0.153	2,406,000	369,080		455	1,222	556,010			925,090
24	Ha Van Ngan		9,750					0.053	2,406,000	128,240		533	1,223	651,859			780,099
25	Ly Van Phong		9,750					0.153	2,406,000	369,080		494	1,224	604,656			973,736
26	Dam Van Truong		9,750					0.224	2,406,000	537,982		559	1,225	684,775			1,222,757
27	Hoang Van An		9,750					0.338	2,406,000	813,228		507	1,226	621,582			1,434,810
28	Hoang Thi Den		9,750					0.443	2,406,000	1,066,580		520	1,227	638,040			1,704,620
<b>20.My Hung Commune, Phuc Hoa District</b>																	
<b>Total</b>		<b>780</b>		<b>7,605,000</b>				<b>4.729</b>		<b>11,378,936</b>			<b>57,967</b>		<b>72,058,194</b>		<b>91,042,130</b>
1	Dam Van Binh	30	9,750	292,500					2,406,000			637	1,200	764,400			1,056,900
2	Hoang Van Bao		9,750					0.100	2,406,000	240,841		559	1,201	671,359			912,200
3	Dam Thi Ben	30	9,750	292,500					2,406,000			611	1,202	734,422			1,026,922
4	Dinh Van Binh		9,750					0.143	2,406,000	344,058		871	1,203	1,047,813			1,391,871
5	Dam Van Bong		9,750					0.094	2,406,000	225,202		1,118	1,204	1,346,072			1,571,274
6	Dam Ngoc Bo	30	9,750	292,500					2,406,000			1,430	1,205	1,723,150			2,015,650
7	Dam Van Chuyen		9,750					0.121	2,406,000	290,885		962	1,206	1,160,172			1,451,057
8	Ma Dam Chinh		9,750					0.082	2,406,000	197,051		728	1,207	878,696			1,075,747
9	Ngo Van Cuong	30	9,750	292,500					2,406,000			468	1,208	565,344			857,844

Sr No	Name of head of households	Compensation for land			Compensation for Structure			Compensation for trees (2000 trees / ha)			Compensation for Crops			Compensation for other Assets (Well, tomb...)			Total in VND
		Area land of rice (m <sup>2</sup> )	Unit price / m <sup>2</sup>	Entitlement (VND)	Qty (m <sup>2</sup> )	Unit price / m <sup>2</sup>	Entitlement (VND)	Qty (ha)	Unit price / ha	Entitlement (VND)	Qty (m <sup>2</sup> )	Unit price / m <sup>2</sup>	Entitlement (VND)	Qty (m <sup>2</sup> )	Unit price / m <sup>2</sup>	Entitlement (VND)	
10	Dinh Van Cuong	30	9,750	292,500				2,406,000			364	1,209	440,076			732,576	
11	Hoang Van Canh		9,750					2,406,000			546	1,210	660,660			660,660	
12	Dinh Van Can		9,750					2,406,000			1,092	1,211	1,322,412			1,322,412	
13	Phan Doan Du		9,750				0.096	2,406,000	231,457		572	1,212	693,264			924,721	
14	Dam Van Du	30	9,750	292,500				2,406,000			494	1,213	599,222			891,722	
15	Dinh Trung Duy	30	9,750	292,500			0.127	2,406,000	306,524		637	1,214	773,318			1,372,342	
16	Dam Van Duyen		9,750				0.090	2,406,000	215,818		312	1,215	379,080			594,898	
17	Phan Doan Duoc		9,750				0.081	2,406,000	193,924		650	1,216	790,400			984,324	
18	Dam Thi Eng	30	9,750	292,500			0.081	2,406,000	193,924		507	1,217	617,019			1,103,443	
19	Dinh Thi Hien		9,750					2,406,000			1,248	1,218	1,520,064			1,520,064	
20	Dinh Van Hieu	30	9,750	292,500			0.077	2,406,000	184,540		442	1,219	538,798			1,015,838	
21	Dam Thi Hoa		9,750				0.083	2,406,000	200,179		78	1,220	95,160			295,339	
22	Ngo Van Hoa		9,750				0.064	2,406,000	153,262		884	1,221	1,079,364			1,232,626	
23	Be Van Hoat		9,750					2,406,000			208	1,222	254,176			254,176	
24	Nguyen Hoang Huan	30	9,750	292,500				2,406,000			312	1,223	381,576			674,076	
25	Dam Manh Hung		9,750					2,406,000			611	1,224	747,864			747,864	
26	Le Van Kham		9,750				0.079	2,406,000	190,796		702	1,225	859,950			1,050,746	
27	Dam Van Khao		9,750				0.086	2,406,000	206,435		793	1,226	972,218			1,178,653	
28	Dinh Nhu Khoa	30	9,750	292,500			0.082	2,406,000	197,051		936	1,227	1,148,472			1,638,023	
29	Dinh Quang Khai		9,750					2,406,000			559	1,228	686,452			686,452	
30	Dam Van Khi	30	9,750	292,500			0.074	2,406,000	178,285		689	1,229	846,781			1,317,566	
31	Dinh Be Kim		9,750				0.083	2,406,000	200,179		975	1,230	1,199,250			1,399,429	
32	Dam Van Ky		9,750				0.072	2,406,000	172,029		494	1,231	608,114			780,143	
33	Luong Thi Lanh		9,750				0.081	2,406,000	193,924		442	1,232	544,544			738,468	
34	Dinh Van Linh	30	9,750	292,500			0.087	2,406,000	209,563		1,144	1,233	1,410,552			1,912,615	
35	Dam Thi Lien		9,750				0.079	2,406,000	190,796		468	1,234	577,512			768,308	
36	Dinh Van Lam		9,750				0.095	2,406,000	228,329		533	1,235	658,255			886,584	
37	Hoang Van Le		9,750				0.086	2,406,000	206,435		1,222	1,236	1,510,392			1,716,827	
38	Dinh Van Lap		9,750				0.085	2,406,000	203,307		689	1,237	852,293			1,055,600	
39	Dinh Thi May	30	9,750	292,500				2,406,000			559	1,238	692,042			984,542	
40	Dinh Be Man		9,750				0.088	2,406,000	212,690		676	1,239	837,564			1,050,254	
41	Dinh Van Nghia		9,750					2,406,000			65	1,240	80,600			80,600	
42	Dinh Be Nhat		9,750					2,406,000			429	1,241	532,389			532,389	
43	Dam Van Noong	30	9,750	292,500			0.087	2,406,000	209,563		728	1,242	904,176			1,406,239	
44	Ngo Van Noi		9,750				0.094	2,406,000	225,202		754	1,243	937,222			1,162,424	
45	Dam Thi Oanh		9,750				0.085	2,406,000	203,307		481	1,244	598,364			801,671	
46	Dinh Nhan Phong		9,750					2,406,000			767	1,245	954,915			954,915	
47	Dinh Van Phuong	30	9,750	292,500			0.103	2,406,000	247,096		1,430	1,246	1,781,780			2,321,376	
48	Dam Van Phuc		9,750					2,406,000			689	1,247	859,183			859,183	
49	Dam Van Peng		9,750				0.075	2,406,000	181,412		1,170	1,248	1,460,160			1,641,572	
50	Nong Van Son		9,750				0.098	2,406,000	234,585		338	1,249	422,162			656,747	

Sr No	Name of head of households	Compensation for land			Compensation for Structure			Compensation for trees ( 2000 trees / ha)			Compensation for Crops			Compensation for other Assets (Well, tomb...)			Total in VND
		Area land of rice (m <sup>2</sup> )	Unit price / m <sup>2</sup>	Entitlement (VNĐ)	Qty (m <sup>2</sup> )	Unit price / m <sup>2</sup>	Entitlement (VNĐ)	Qty (ha)	Unit price / ha	Entitlement (VNĐ)	Qty (m <sup>2</sup> )	Unit price / m <sup>2</sup>	Entitlement (VNĐ)	Qty (m <sup>2</sup> )	Unit price / m <sup>2</sup>	Entitlement (VNĐ)	
51	Ma Dam Son		9,750					0.083	2,406,000	200,179	637	1,250	796,250				996,429
52	Lo Thi Thorn	30	9,750	292,500					2,406,000		468	1,251	585,468				877,968
53	Dam Van Thuong		9,750					0.060	2,406,000	143,879	689	1,252	862,628				1,006,507
54	Ngo Van Thang		9,750					0.073	2,406,000	175,157	442	1,253	553,826				728,983
55	Dinh Ngoc Tiem		9,750					0.062	2,406,000	150,134	637	1,254	798,798				948,932
56	Dam Thi Tieu		9,750						2,406,000		585	1,255	734,175				734,175
57	Ngo Van Tung	30	9,750	292,500				0.074	2,406,000	178,285	689	1,256	865,384				1,336,169
58	Dam Van Tuan		9,750					0.087	2,406,000	209,563	481	1,257	604,617				814,180
59	Dinh Thi Tot		9,750					0.049	2,406,000	118,856	533	1,258	670,514				789,370
60	Dam Van Tu		9,750					0.061	2,406,000	147,007	637	1,259	801,983				948,990
61	Dinh Hong Vinh	30	9,750	292,500				0.046	2,406,000	109,473	338	1,260	425,880				827,853
62	Dinh Thi Vien		9,750					0.090	2,406,000	215,818	884	1,261	1,114,724				1,330,542
63	Dinh Van Vong		9,750					0.074	2,406,000	178,285	1,092	1,262	1,378,104				1,556,389
64	Dam Van Vu		9,750					0.082	2,406,000	197,051	637	1,263	804,531				1,001,582
65	Dinh Van Xuan	30	9,750	292,500					2,406,000		637	1,264	805,168				1,097,668
66	Phan Thi Dieu		9,750						2,406,000		637	1,265	805,805				805,805
67	Duong Van Duong		9,750					0.096	2,406,000	231,457	637	1,266	806,442				1,037,899
68	Dinh Thi Dam		9,750						2,406,000		208	1,267	263,536				263,536
69	Dam Van Dap	30	9,750	292,500				0.044	2,406,000	106,345	1,365	1,268	1,730,820				2,129,665
70	Dinh Van Dinh		9,750						2,406,000		455	1,269	577,395				577,395
71	Dinh Van Cuong		9,750						2,406,000		442	1,270	561,340				561,340
72	Dam Thi Bay		9,750					0.085	2,406,000	203,307	403	1,271	512,213				715,520
73	Phu Van Dich	30	9,750	292,500				0.059	2,406,000	140,751	598	1,272	760,656				1,193,907
74	Hoang Van Heo		9,750						2,406,000		429	1,273	546,117				546,117
75	Tong Van Ket		9,750						2,406,000		65	1,274	82,810				82,810
76	Hoang Dinh Le	30	9,750	292,500				0.061	2,406,000	147,007	637	1,275	812,175				1,251,682
77	Luc Thi Lo		9,750					0.068	2,406,000	162,646	143	1,276	182,468				345,114
78	Hoang Van Ly		9,750					0.044	2,406,000	106,345	481	1,277	614,237				720,582
79	Hoang Van Nung		9,750					0.062	2,406,000	150,134	533	1,278	681,174				831,308
80	Hoang Van Quang		9,750					0.059	2,406,000	140,751	208	1,279	266,032				406,783
81	Hoang Van Sinh		9,750					0.044	2,406,000	106,345	689	1,280	881,920				988,265
82	Hoang Van Thanh	30	9,750	292,500				0.052	2,406,000	125,112	299	1,281	383,019				800,631
83	Nong Van Tiep		9,750					0.049	2,406,000	118,856	1,118	1,282	1,433,276				1,552,132
84	Hoang Van Truong		9,750					0.048	2,406,000	115,729	585	1,283	750,555				866,284
85	Le Van Tan	30	9,750	292,500				0.046	2,406,000	109,473	1,274	1,284	1,635,816				2,037,789
86	Nong Van Tuong		9,750					0.055	2,406,000	131,368	702	1,285	902,070				1,033,438
87	Lo Van Au		9,750					0.060	2,406,000	143,879	312	1,286	401,232				545,111
88	Nong Van Dang	30	9,750	292,500				0.053	2,406,000	128,240	1,131	1,287	1,455,597				1,876,337
89	Dinh Thi Dam		9,750					0.049	2,406,000	118,856	1,157	1,288	1,490,216				1,609,072
<b>21. Luong Thien Commune, Phuc Hoa District</b>																	
<b>Total</b>		<b>420</b>		<b>4,098,750</b>				<b>0.234</b>		<b>563,004</b>	<b>22,100</b>		<b>26,693,901</b>				<b>31,355,655</b>

Sr No	Name of head of households	Compensation for land			Compensation for Structure			Compensation for trees (2000 trees / ha)			Compensation for Crops			Compensation for other Assets (Well, tomb...)			Total in VND
		Area land of rice (m <sup>2</sup> )	Unit price / m <sup>2</sup>	Entitlement (VNĐ)	Qty (m <sup>2</sup> )	Unit price / m <sup>2</sup>	Entitlement (VNĐ)	Qty (ha)	Unit price / ha	Entitlement (VNĐ)	Qty (m <sup>2</sup> )	Unit price / m <sup>2</sup>	Entitlement (VNĐ)	Qty (m <sup>2</sup> )	Unit price / m <sup>2</sup>	Entitlement (VNĐ)	
1	Thach Van Man	30	9,750	292,500				2,406,000			1,755	1,200	2,106,000			2,398,500	
2	Luc Van Dong	30	9,751	292,530				2,406,000			1,560	1,201	1,873,560			2,166,090	
3	Nong Van Khanh		9,752					2,406,000			2,080	1,202	2,500,160			2,500,160	
4	Phung Van Dung	30	9,753	292,590				2,406,000			1,170	1,203	1,407,510			1,700,100	
5	Ly Van Pau		9,754				0.039	2,406,000	93,834		1,248	1,204	1,502,592			1,596,426	
6	Phung Van Mao	30	9,755	292,650				2,406,000			1,690	1,205	2,036,450			2,329,100	
7	Nong Van Luc	30	9,756	292,680			0.033	2,406,000	78,195		1,105	1,206	1,332,630			1,703,505	
8	Trieu Van Hop	30	9,757	292,710				2,406,000			1,508	1,207	1,820,156			2,112,866	
9	Hoang Van Dao	30	9,758	292,740				2,406,000			1,040	1,208	1,256,320			1,549,060	
10	Trieu Van Doi	30	9,759	292,770				2,406,000			1,235	1,209	1,493,115			1,785,885	
11	Luong Van Banh	30	9,760	292,800			0.033	2,406,000	78,195		1,105	1,210	1,337,050			1,708,045	
12	Trieu Van Ly		9,761				0.039	2,406,000	93,834		195	1,211	236,145			329,979	
13	Luong Van Khon	30	9,762	292,860				2,406,000			962	1,212	1,165,944			1,458,804	
14	Dang Thi Sung		9,763					2,406,000			234	1,213	283,842			283,842	
15	Dang Dai	30	9,764	292,920			0.033	2,406,000	78,195		637	1,214	773,318			1,144,433	
16	Luc Thi Bach	30	9,765	292,950				2,406,000			1,300	1,215	1,579,500			1,872,450	
17	Nong Van Do	30	9,766	292,980			0.026	2,406,000	62,556		325	1,216	395,200			750,736	
18	Dang Van Minh		9,767				0.033	2,406,000	78,195		455	1,217	553,735			631,930	
19	Hoang Van Ngoi		9,768					2,406,000			1,950	1,218	2,375,100			2,375,100	
20	Luong Van Du	30	9,769	293,070				2,406,000			546	1,219	665,574			958,644	
<b>22.Hong Dinh Commune, Quang Uyen District</b>																	
<b>Total</b>		<b>900</b>		<b>8,775,000</b>	<b>68</b>		<b>35,921,476</b>	<b>0.029</b>	<b>70,376</b>	<b>89,050</b>		<b>111,710,690</b>				<b>156,477,542</b>	
1	Hoang Van Bac	30	9,750	292,500				2,406,000	23,459		494	1,200	592,800			908,759	
2	Hoang Van Mon	30	9,750	292,500				2,406,000	7,820		507	1,201	608,907			909,227	
3	Hoang Van Khuyen		9,750					2,406,000	23,459		975	1,202	1,171,950			1,195,409	
4	Hoang Van Khen		9,750					2,406,000	15,639		559	1,203	672,477			688,116	
5	Hoang Van Thiet	30	9,750	292,500				2,406,000			702	1,204	845,208			1,137,708	
6	Dam Quang Truong		9,750					2,406,000			533	1,205	642,265			642,265	
7	Hoang Van Vo	30	9,750	292,500				2,406,000			533	1,206	642,798			935,298	
8	Hoang Van Tan		9,750					2,406,000			507	1,207	611,949			611,949	
9	Hoang Thi Khai	30	9,750	292,500				2,406,000			975	1,208	1,177,800			1,470,300	
10	Dinh Van Khoai		9,750					2,406,000			624	1,209	754,416			754,416	
11	Phan Thi Hien		9,750					2,406,000			1,118	1,210	1,352,780			1,352,780	
12	Dinh Thi Thoi	30	9,750	292,500				2,406,000			845	1,211	1,023,295			1,315,795	
13	Nong Van Anh	30	9,750	292,500				2,406,000			585	1,212	709,020			1,001,520	
14	Phan Van Huu		9,750					2,406,000			1,560	1,213	1,892,280			1,892,280	
15	Phan Van Bich	30	9,750	292,500				2,406,000			819	1,214	994,266			1,286,766	
16	Nong Van Bieu		9,750					2,406,000			1,105	1,215	1,342,575			1,342,575	
17	Phan Van Cuu	30	9,750	292,500				2,406,000			520	1,216	632,320			924,820	
18	Dinh Van Y		9,750					2,406,000			1,118	1,217	1,360,606			1,360,606	
19	Dinh Van Kien		9,750					2,406,000			819	1,218	997,542			997,542	

Sr No	Name of head of households	Compensation for land			Compensation for Structure			Compensation for trees (2000 trees / ha)			Compensation for Crops			Compensation for other Assets (Well, tomb...)			Total in VND
		Area land of rice (m <sup>2</sup> )	Unit price / m <sup>2</sup>	Entitlement (VNĐ)	Qty (m <sup>2</sup> )	Unit price / m <sup>2</sup>	Entitlement (VNĐ)	Qty (ha)	Unit price / ha	Entitlement (VNĐ)	Qty (m <sup>2</sup> )	Unit price / m <sup>2</sup>	Entitlement (VNĐ)	Qty (m <sup>2</sup> )	Unit price / m <sup>2</sup>	Entitlement (VNĐ)	
20	Phan Huu Lien	30	9,750	292,500				2,406,000			819	1,219	998,361				1,290,861
21	Phan Van Ngoan		9,750					2,406,000			1,157	1,220	1,411,540				1,411,540
22	Dinh Van Toan		9,750					2,406,000			1,014	1,221	1,238,094				1,238,094
23	Phan Van Suu	30	9,750	292,500				2,406,000			819	1,222	1,000,818				1,293,318
24	Phan Van Thang		9,750					2,406,000			676	1,223	826,748				826,748
25	Phan Van Tien		9,750					2,406,000			1,495	1,224	1,829,880				1,829,880
26	Phan Van Hien		9,750					2,406,000			819	1,225	1,003,275				1,003,275
27	Phan Van Vi	30	9,750	292,500				2,406,000			988	1,226	1,211,288				1,503,788
28	Phan Van Do		9,750					2,406,000			819	1,227	1,004,913				1,004,913
29	Nong Van Giang		9,750					2,406,000			637	1,228	782,236				782,236
30	Phan Van Tu	30	9,750	292,500				2,406,000			819	1,229	1,006,551				1,299,051
31	Phan Van Duan		9,750					2,406,000			1,066	1,230	1,311,180				1,311,180
32	Dinh Van Bao		9,750					2,406,000			572	1,231	704,132				704,132
33	Phan Van Nhin		9,750					2,406,000			1,430	1,232	1,761,760				1,761,760
34	Nong Van Hieu	30	9,750	292,500				2,406,000			507	1,233	625,131				917,631
35	Nong Thi Mui		9,750					2,406,000			819	1,234	1,010,646				1,010,646
36	Nguyen Van The		9,750					2,406,000			975	1,235	1,204,125				1,204,125
37	Phan Van Quan	30	9,750	292,500				2,406,000			819	1,236	1,012,284				1,304,784
38	Dinh Van Binh		9,750					2,406,000			598	1,237	739,726				739,726
39	Hoang Van Khinh		9,750					2,406,000			819	1,238	1,013,922				1,013,922
40	Dinh Van Binh		9,750					2,406,000			533	1,239	660,387				660,387
41	Dinh Van Truong	30	9,750	292,500				2,406,000			819	1,240	1,015,560				1,308,060
42	Phan Van Nam		9,750					2,406,000			1,105	1,241	1,371,305				1,371,305
43	Dinh Van Quyen		9,750					2,406,000			598	1,242	742,716				742,716
44	Dinh Van Thuat		9,750					2,406,000			598	1,243	743,314				743,314
45	Dinh Hai Duong	30	9,750	292,500				2,406,000			585	1,244	727,740				1,020,240
46	Dinh Van Thuc		9,750					2,406,000			910	1,245	1,132,950				1,132,950
47	Dinh Van Chung		9,750					2,406,000			819	1,246	1,020,474				1,020,474
48	Dinh Van Thu	30	9,750	292,500				2,406,000			546	1,247	680,862				973,362
49	Dinh Trieu Tinh		9,750					2,406,000			494	1,248	616,512				616,512
50	Dinh Van Dong		9,750					2,406,000			1,235	1,249	1,542,515				1,542,515
51	Dinh Thi Dao		9,750					2,406,000			819	1,250	1,023,750				1,023,750
52	Dinh Van Ruoc		9,750					2,406,000			988	1,251	1,235,988				1,235,988
53	Dinh Van Thang		9,750					2,406,000			819	1,252	1,025,388				1,025,388
54	Dinh Ich Cuu	30	9,750	292,500				2,406,000			598	1,253	749,294				1,041,794
55	Dinh Ich Dinh		9,750					2,406,000			1,001	1,254	1,255,254				1,255,254
56	Nong Van Dai		9,750					2,406,000			910	1,255	1,142,050				1,142,050
57	Dinh Ich Tu		9,750					2,406,000			819	1,256	1,028,664				1,028,664
58	Nong Dinh Toa		9,750					2,406,000			819	1,257	1,029,483				1,029,483
59	Dinh Van Tuyen	30	9,750	292,500				2,406,000			481	1,258	605,098				897,598
60	Dao Van Ru		9,750					2,406,000			819	1,259	1,031,121				1,031,121

Sr No	Name of head of households	Compensation for land			Compensation for Structure			Compensation for trees (2000 trees / ha)			Compensation for Crops			Compensation for other Assets (Well, tomb...)			Total in VND
		Area land of rice (m <sup>2</sup> )	Unit price / m <sup>2</sup> (VNĐ)	Entitlement (VNĐ)	Qty (m <sup>2</sup> )	Unit price / m <sup>2</sup> (VNĐ)	Entitlement (VNĐ)	Qty (ha)	Unit price / ha (VNĐ)	Entitlement (VNĐ)	Qty (m <sup>2</sup> )	Unit price / m <sup>2</sup> (VNĐ)	Entitlement (VNĐ)	Qty (m <sup>2</sup> )	Unit price / m <sup>2</sup> (VNĐ)	Entitlement (VNĐ)	
61	Dinh Van Duong		9,750						2,406,000		780	1,260	982,800				982,800
62	Nguyen Van Toai		9,750						2,406,000		975	1,261	1,229,475				1,229,475
63	Dinh Van Tuong		9,750						2,406,000		819	1,262	1,033,578				1,033,578
64	Dinh Van Chuan	30	9,750	292,500					2,406,000		962	1,263	1,215,006				1,507,506
65	Dinh Trong Hiep		9,750						2,406,000		819	1,264	1,035,216				1,035,216
66	Dinh Ich Duong		9,750						2,406,000		494	1,265	624,910				624,910
67	Dinh Van Tue		9,750						2,406,000		819	1,266	1,036,854				1,036,854
68	Dinh Van Kien		9,750						2,406,000		689	1,267	872,963				872,963
69	Nong Van Kien	30	9,750	292,500					2,406,000		1,040	1,268	1,318,720				1,611,220
70	Nguyen Van Do		9,750						2,406,000		819	1,269	1,039,311				1,039,311
71	Nguyen Thi Tinh		9,750						2,406,000		481	1,270	610,870				610,870
72	Phan Van Sap		9,750						2,406,000		533	1,271	677,443				677,443
73	Nong Van Dan	30	9,750	292,500					2,406,000		702	1,272	892,944				1,185,444
74	Dao Van Ngoc		9,750						2,406,000		1,092	1,273	1,390,116				1,390,116
75	Nguyen Van Bong		9,750						2,406,000		663	1,274	844,662				844,662
76	Nong Van Man		9,750						2,406,000		455	1,275	580,125				580,125
77	Dinh Ich Hoc	30	9,750	292,500					2,406,000		819	1,276	1,045,044				1,337,544
78	Dinh Ich Cuong		9,750						2,406,000		1,105	1,277	1,411,085				1,411,085
79	Dinh Ich Son		9,750						2,406,000		819	1,278	1,046,682				1,046,682
80	Dinh Ich Su	30	9,750	292,500					2,406,000		533	1,279	681,707				974,207
81	Dinh Ich Doan		9,750						2,406,000		819	1,280	1,048,320				1,048,320
82	Dinh Ich Rong		9,750						2,406,000		819	1,281	1,049,139				1,049,139
83	Dinh Ich Thuy		9,750						2,406,000		819	1,282	1,049,958				1,049,958
84	Dinh Ich Doi	30	9,750	292,500					2,406,000		923	1,283	1,184,209				1,476,709
85	Dinh Ich Nguyen		9,750						2,406,000		819	1,284	1,051,596				1,051,596
86	Dinh Van Khoai		9,750						2,406,000		910	1,285	1,169,350				1,169,350
87	Dinh Ich Dich		9,750						2,406,000		819	1,286	1,053,234				1,053,234
88	Dinh Ich Thieu		9,750						2,406,000		572	1,287	736,164				736,164
89	Dinh Ich Van	30	9,750	292,500					2,406,000		819	1,288	1,054,872				1,347,372
90	Dinh Ich Bot		9,750						2,406,000		1,040	1,289	1,340,560				1,340,560
91	Dinh Van Dien		9,750						2,406,000		494	1,290	637,260				637,260
92	Dinh Van Inh		9,750						2,406,000		819	1,291	1,057,329				1,057,329
93	Nguyen Van Hieu		9,750						2,406,000		1,001	1,292	1,293,292				1,293,292
94	Nong Van Dich	30	9,750	292,500					2,406,000		923	1,293	1,193,439				1,485,939
95	Nguyen Van Dong		9,750						2,406,000		988	1,294	1,278,472				1,278,472
96	Nguyen Van Piao		9,750						2,406,000		1,040	1,295	1,346,800				1,346,800
97	Hoang Quang Pho		9,750						2,406,000		936	1,296	1,213,056				1,213,056
98	Nguyen Van Nguyen		9,750						2,406,000		481	1,297	623,857				623,857
99	Nong Van Thang	30	9,750	292,500					2,406,000		702	1,298	911,196				1,203,696
100	Nong Van Ton		9,750						2,406,000		819	1,299	1,063,881				1,063,881
101	Hoang Van Hung		9,750						2,406,000		1,001	1,300	1,301,300				1,301,300



Sr No	Name of head of households	Compensation for land			Compensation for Structure			Compensation for trees (2000 trees / ha)			Compensation for Crops			Compensation for other Assets (Well, tomb...)			Total in VND
		Area land of rice (m <sup>2</sup> )	Unit price / m <sup>2</sup>	Entitlement (VNĐ)	Qty (m <sup>2</sup> )	Unit price / m <sup>2</sup>	Entitlement (VNĐ)	Qty (ha)	Unit price / ha	Entitlement (VNĐ)	Qty (m <sup>2</sup> )	Unit price / m <sup>2</sup>	Entitlement (VNĐ)	Qty (m <sup>2</sup> )	Unit price / m <sup>2</sup>	Entitlement (VNĐ)	
102	Dinh Van Khiem		9,750						2,406,000		780	1,301	1,014,780				1,014,780
103	Nong Van Duong		9,750						2,406,000		689	1,302	897,078				897,078
104	Phan Van Sau	30	9,750	292,500					2,406,000		819	1,303	1,067,157				1,359,657
105	Nong Van Trong		9,750						2,406,000		819	1,304	1,067,976				1,067,976
106	Nong Van Dam		9,750						2,406,000		832	1,305	1,085,760				1,085,760
107	Nong Van Vuong		9,750						2,406,000		975	1,306	1,273,350				1,273,350
108	Dinh Ich Dong		9,750						2,406,000		910	1,307	1,189,370				1,189,370
109	Hoang Van Nong		9,750		36	528,257	19,017,252		2,406,000		650	1,308	850,200				19,867,452
110	Hoang Minh Bac		9,750		32	528,257	16,904,224		2,406,000		715	1,309	935,935				17,840,159
<b>23.Phuc Sen Commune, Quang Uyen District</b>																	
<b>Total</b>		<b>570</b>		<b>5,557,500</b>	<b>58</b>		<b>30,638,906</b>				<b>62,530</b>		<b>78,225,238</b>				<b>114,421,644</b>
1	Luc Van Hop		9,750						2,406,000		468	1,200	561,600				561,600
2	Luc Van Suong	30	9,750	292,500					2,406,000		364	1,201	437,164				729,664
3	Luc Van Ban		9,750						2,406,000		845	1,202	1,015,690				1,015,690
4	Luc Van Quang		9,750						2,406,000		715	1,203	860,145				860,145
5	Luc Van Thai		9,750						2,406,000		624	1,204	751,296				751,296
6	Hoang Van Tien		9,750						2,406,000		481	1,205	579,605				579,605
7	Luc Van Tho		9,750						2,406,000		338	1,206	407,628				407,628
8	Dam Van Dai		9,750						2,406,000		247	1,207	298,129				298,129
9	Luong Van Thai		9,750						2,406,000		598	1,208	722,384				722,384
10	Dam Van Thanh	30	9,750	292,500					2,406,000		507	1,209	612,963				905,463
11	Hoang Van Cau		9,750						2,406,000		1,495	1,210	1,808,950				1,808,950
12	Phung Van Thuc		9,750						2,406,000		520	1,211	629,720				629,720
13	Phung Van Ta		9,750						2,406,000		338	1,212	409,656				409,656
14	Phung Van Hinh		9,750						2,406,000		338	1,213	409,994				409,994
15	Hoang Van Coong		9,750						2,406,000		806	1,214	978,484				978,484
16	Hoang Van Sau		9,750						2,406,000		156	1,215	189,540				189,540
17	Hoang Van Sam		9,750						2,406,000		520	1,216	632,320				632,320
18	Hoang Van Thang		9,750						2,406,000		455	1,217	553,735				553,735
19	Hoang Van Sinh	30	9,750	292,500					2,406,000		598	1,218	728,364				1,020,864
20	Hoang Van Chien		9,750						2,406,000		1,755	1,219	2,139,345				2,139,345
21	Phung Van Thuc		9,750						2,406,000		585	1,220	713,700				713,700
22	Luong Van Bao		9,750						2,406,000		351	1,221	428,571				428,571
23	Be Van Thong		9,750						2,406,000		338	1,222	413,036				413,036
24	Luc Van To	30	9,750	292,500					2,406,000		624	1,223	763,152				1,055,652
25	Dam Van Pham		9,750						2,406,000		338	1,224	413,712				413,712
26	Dam Van Tang		9,750						2,406,000		1,430	1,225	1,751,750				1,751,750
27	Phung Van Thuong		9,750						2,406,000		598	1,226	733,148				733,148
28	Hoang Van Men		9,750						2,406,000		1,300	1,227	1,595,100				1,595,100
29	Luc Van Tai	30	9,750	292,500					2,406,000		377	1,228	462,956				755,456
30	Dam Van Cay		9,750						2,406,000		260	1,229	319,540				319,540

Sr No	Name of head of households	Compensation for land			Compensation for Structures			Compensation for other Assets	Total in VND		
		Area land of rice (m <sup>2</sup> )	Unit price / m <sup>2</sup>	Entitlement (VNĐ)	Qty (m <sup>2</sup> )	Unit price / m <sup>2</sup>	Entitlement (VNĐ)			Compensation for other Assets (Well, tomb...)	
										Entitlement (VNĐ)	Qty (m <sup>2</sup> )
31	Hoang Ngoc Truy		9,750					1,055,340			
32	Nong Van Dai		9,750					1,024,192			
33	Hoang Van Huu		9,750					560,560			
34	Phung Van Coong		9,750					1,731,132			
35	Nong Hoai Bao	30	9,750	292,500				581,256			
36	Nong Van Vinh		9,750					337,155			
37	Nong Van Phuc		9,750					449,904			
38	Hoang Van Hanh		9,750					575,402			
39	Luong Van Luong		9,750					1,094,392			
40	Luc Van Dan		9,750					692,601			
41	Luc Van San	30	9,750					969,540			
42	Luong Van Pung		9,750					709,852			
43	Luong Van Cuong		9,750					839,592			
44	Hoang Van Hung		9,750					2,100,670			
45	Hoang Van Truong	30	9,750					1,370,000			
46	Hoang Van Pao		9,750								
47	Nong Van Hoc		9,750					513,340			
48	Hoang Van San		9,750					205,600			
49	Nong Van Thu		9,750					23,165			
50	Nong Van Chung	30	9,750					715,000			
51	Hoang Trung Kien		9,750					813,150			
52	Nong Van Van		9,750					1,269,396			
53	Nong Van Chien		9,750					2,200,360			
54	Nong Van Toi		9,750					1,235,870			
55	Nong Van Dinh		9,750					1,805			
56	Nong Van Thang		9,750								
57	Nong Van Phong		9,750								
58	Nong Van Bao		9,750					326,820			
59	Hoang Minh Thanh	30	9,750	292,500				946,660			
60	Hoang Van Khin		9,750			2,406,000		572,845			
61	Hoang Van San		9,750			2,406,000		360,360			
62	Hoang Van Thai		9,750			2,406,000		573,755			
63	Nong Van Son		9,750			2,406,000		541,398			
64	Hoang Van Thin		9,750			2,406,000		837,369			
65	Hoang Dinh Hung		9,750			2,406,000		394,368			
66	Luong Van Toan		9,750			2,406,000		756,470			
67	Luong Van Thinh	30	9,750	292,500		2,406,000		588,744			
68	Nong Van Thu		9,750			2,406,000		280,007			
69	Nong Van Say		9,750			2,406,000		329,680			
70	Nong Van Nhat		9,750			2,406,000		313,443			
71	Nong Van Quan		9,750			2,406,000		610,870			

Sr No	Name of head of households	Compensation for land			Compensation for Structure			Compensation for trees (2000 trees / ha)			Compensation for Crops			Compensation for other Assets (Well, tomb...)			Total in VND
		Area land of rice (m <sup>2</sup> )	Unit price / m <sup>2</sup>	Entitlement (VNĐ)	Qty (m <sup>2</sup> )	Unit price / m <sup>2</sup>	Entitlement (VNĐ)	Qty (ha)	Unit price / ha	Entitlement (VNĐ)	Qty (m <sup>2</sup> )	Unit price / m <sup>2</sup>	Entitlement (VNĐ)	Qty (m <sup>2</sup> )	Unit price / m <sup>2</sup>	Entitlement (VNĐ)	
72	Nong Thi Hoanh	30	9,750	292,500				2,406,000			403	1,271	512,213			804,713	
73	Nong Van Tay		9,750					2,406,000			325	1,272	413,400			413,400	
74	Nong Van Ngan		9,750					2,406,000			208	1,273	264,784			264,784	
75	Luong Van Ta		9,750					2,406,000			663	1,274	844,662			844,662	
76	Hoang Van Them		9,750					2,406,000			585	1,275	745,875			745,875	
77	Hoang Van Toong		9,750					2,406,000			234	1,276	298,584			298,584	
78	Nong Van Quyet	30	9,750	292,500				2,406,000			221	1,277	282,217			574,717	
79	Nong Van Chan		9,750					2,406,000			325	1,278	415,350			415,350	
80	Nong Long Nhat		9,750					2,406,000			546	1,279	698,334			698,334	
81	Nong Vinh		9,750					2,406,000			2,080	1,280	2,662,400			2,662,400	
82	Luong Van Banh		9,750					2,406,000			416	1,281	532,896			532,896	
83	Luong Van Vinh	30	9,750	292,500				2,406,000			429	1,282	549,978			842,478	
84	Luong Van Thuong		9,750					2,406,000			546	1,283	700,518			700,518	
85	Luong Van Dai		9,750					2,406,000			546	1,284	701,064			701,064	
86	Luong Van Hinh		9,750					2,406,000			533	1,285	684,905			684,905	
87	Luong Van Chung		9,750					2,406,000			520	1,286	668,720			668,720	
88	Luong Van Khen		9,750					2,406,000			494	1,287	635,778			635,778	
89	Luong Van Nut	30	9,750	292,500				2,406,000			325	1,288	418,600			711,100	
90	Hoang Van Chuc		9,750					2,406,000			338	1,289	435,682			435,682	
91	Luong Van Minh		9,750					2,406,000			416	1,290	536,640			536,640	
92	Luong Van Ta		9,750					2,406,000			260	1,291	335,660			335,660	
93	Luong Van Phat	30	9,750	292,500				2,406,000			468	1,292	604,656			897,156	
94	Luong Van Mao		9,750					2,406,000			481	1,293	621,933			621,933	
95	Nong Van Hoc		9,750					2,406,000			377	1,294	487,838			487,838	
96	Hoang Van Thai		9,750					2,406,000			650	1,295	841,750			841,750	
97	Hoang Van Dai		9,750					2,406,000			169	1,296	219,024			219,024	
98	Sach Hoang Ben	30	9,750	292,500				2,406,000			468	1,297	606,996			899,496	
99	Nong Van Lap		9,750					2,406,000			234	1,298	303,732			303,732	
100	Nong Van Khim		9,750					2,406,000			325	1,299	422,175			422,175	
101	Nong Van Len		9,750					2,406,000			299	1,300	388,700			388,700	
102	Nong Van Binh		9,750					2,406,000			286	1,301	372,086			372,086	
103	Nong Van Hop	30	9,750	292,500				2,406,000			221	1,302	287,742			580,242	
104	Luong Van Diep		9,750					2,406,000			104	1,303	135,512			135,512	
105	Luong Van Hoc		9,750					2,406,000			52	1,304	67,808			67,808	
106	Luong Van Viet		9,750					2,406,000			52	1,305	67,860			67,860	
107	Luong Van Hac		9,750					2,406,000			117	1,306	152,802			152,802	
108	Luong Van Ban		9,750					2,406,000			104	1,307	135,928			135,928	
109	Luong Thanh Son		9,750					2,406,000			221	1,308	289,068			289,068	
110	Luong Minh Hoi		9,750					2,406,000			156	1,309	204,204			204,204	
111	Luong Van Quay		9,750					2,406,000			364	1,310	476,840			476,840	
112	Luong Van Phuc	30	9,750	292,500				2,406,000			338	1,311	443,118			735,618	

Sr No	Name of head of households	Compensation for land			Compensation for Structure			Compensation for trees (2000 trees / ha)			Compensation for Crops			Compensation for other Assets (Well, tomb...)			Total in VND	
		Area land of rice (m <sup>2</sup> )	Unit price / m <sup>2</sup>	Entitlement (VNĐ)	Qty (m <sup>2</sup> )	Unit price / m <sup>2</sup>	Entitlement (VNĐ)	Qty (ha)	Unit price / ha	Entitlement (VNĐ)	Qty (m <sup>2</sup> )	Unit price / m <sup>2</sup>	Entitlement (VNĐ)	Qty (m <sup>2</sup> )	Unit price / m <sup>2</sup>	Entitlement (VNĐ)		
113	Luong Van Chuong		9,750						2,406,000				351	1,312	460,512			460,512
114	Nong Thi May		9,750						2,406,000				247	1,313	324,311			324,311
115	Luong Van Thong		9,750						2,406,000				351	1,314	461,214			461,214
116	Luong Van Nhan		9,750						2,406,000				364	1,315	478,660			478,660
117	Luong Van Loc		9,750						2,406,000				364	1,316	479,024			479,024
118	Vô Đoàn		9,750		28	528,257	14,791,196						325	1,317	428,025			15,219,221
119	Vô Hoàn		9,750		30	528,257	15,847,710						325	1,318	428,350			16,276,060
<b>24.Quoc Dan Commune, Quang Uyen District</b>																		
<b>Total</b>		<b>420</b>		<b>4,095,000</b>				<b>0.195</b>		<b>469,170</b>	<b>36.270</b>		<b>44,111,145</b>					<b>48,675,315</b>
1	Nong Van Tung	30	9,750	292,500				0.052	2,406,000	125,112	1,131	1,200	1,357,200					1,774,812
2	Hoang Van Cuu	30	9,750	292,500					2,406,000				754	1,201	905,554			1,198,054
3	Nong Thi Tom		9,750						2,406,000				728	1,202	875,056			875,056
4	Vi Van Kuu		9,750						2,406,000				1,625	1,203	1,954,875			1,954,875
5	Luong Van Bong	30	9,750	292,500					2,406,000				975	1,204	1,173,900			1,466,400
6	Luong Van Phu	30	9,750	292,500					2,406,000				897	1,205	1,080,885			1,373,385
7	Hoang Van Va	30	9,750	292,500					2,406,000				1,131	1,206	1,363,986			1,656,486
8	Hoang Van Son		9,750						2,406,000				1,131	1,207	1,365,117			1,365,117
9	Luc Van Xuan		9,750						2,406,000				936	1,208	1,130,688			1,130,688
10	To Van Hinh	30	9,750	292,500					2,406,000				975	1,209	1,178,775			1,471,275
11	Luong Van Uong		9,750					0.046	2,406,000	109,473	1,495	1,210	1,808,950					1,918,423
12	Luong Van Phuc		9,750						2,406,000				884	1,211	1,070,524			1,070,524
13	Luong Van Nut	30	9,750	292,500					2,406,000				1,040	1,212	1,260,480			1,552,980
14	Luu Minh Tung		9,750						2,406,000				1,131	1,213	1,371,903			1,371,903
15	Phung Van Dong		9,750					0.065	2,406,000	156,390	1,131	1,214	1,373,034					1,529,424
16	Phung Van Loi	30	9,750	292,500					2,406,000				663	1,215	805,545			1,098,045
17	Hoang Van Sam	30	9,750	292,500					2,406,000				1,885	1,216	2,292,160			2,584,660
18	Hoang van Meo		9,750						2,406,000				767	1,217	933,439			933,439
19	Hoang Van Ran	30	9,750	292,500					2,406,000				1,144	1,218	1,393,392			1,685,892
20	Hoang van To		9,750						2,406,000				1,235	1,219	1,505,465			1,505,465
21	Hoang van Cau		9,750					0.033	2,406,000	78,195	1,014	1,220	1,237,080					1,315,275
22	Hoang van Phinh		9,750						2,406,000				1,144	1,221	1,396,824			1,396,824
23	Hoang Van Ray		9,750						2,406,000				1,248	1,222	1,525,056			1,525,056
24	Vuong Van Kinh	30	9,750	292,500					2,406,000				1,196	1,223	1,462,708			1,755,208
25	Hoang Van Cai	30	9,750	292,500					2,406,000				1,118	1,224	1,368,432			1,660,932
26	Phung Thi Hieu		9,750						2,406,000				1,105	1,225	1,353,625			1,353,625
27	Hoang van Van		9,750						2,406,000				1,157	1,226	1,418,482			1,418,482
28	Hoang van Bich		9,750						2,406,000				1,365	1,227	1,674,855			1,674,855
29	Thach Van Tho	30	9,750	292,500					2,406,000				1,248	1,228	1,532,544			1,825,044
30	Mong Van Seo		9,750						2,406,000				1,430	1,229	1,757,470			1,757,470
31	Vi Van Den	30	9,750	292,500					2,406,000				1,456	1,230	1,790,880			2,083,380
32	Hoang Van Sau		9,750						2,406,000				1,131	1,231	1,392,261			1,392,261

Sr No	Name of head of households	Compensation for land			Compensation for Structure			Compensation for trees (2000 trees / ha)			Compensation for Crops			Compensation for other Assets (Well, tomb...)			Total in VND
		Area land of rice (m <sup>2</sup> )	Unit price / m <sup>2</sup>	Entitlement	Qty (m <sup>2</sup> )	Unit price / m <sup>2</sup>	Entitlement	Qty (ha)	Unit price / ha	Entitlement	Qty (m <sup>2</sup> )	Unit price / m <sup>2</sup>	Entitlement	Qty (m <sup>2</sup> )	Unit price / m <sup>2</sup>	Entitlement	
				(VNĐ)			(VNĐ)										
<b>25.Quoc Toan Commune, Tra Linh District</b>																	
<b>Total</b>		<b>660</b>		<b>6,435,000</b>				<b>2.847</b>		<b>6,849,882</b>	<b>70,850</b>		<b>87,102,938</b>			<b>100,387,820</b>	
1	Hoang Thi Bang	30	9,750	292,500					2,406,000		1,066	1,200	1,279,200			1,571,700	
2	Nong Van Cau	30	9,750	292,500			0.104		2,406,000	250,224	1,105	1,201	1,327,105			1,869,829	
3	Sam Van Thieu		9,750						2,406,000		1,274	1,202	1,531,348			1,531,348	
4	Luong Van Xen	30	9,750	292,500			0.020		2,406,000	46,917	1,131	1,203	1,360,593			1,700,010	
5	Hoang Van Thung	30	9,750	292,500			0.098		2,406,000	234,585	1,287	1,204	1,549,548			2,076,633	
6	Vi Van Bo	30	9,750	292,500					2,406,000		1,222	1,205	1,472,510			1,765,010	
7	Dam Van Thai		9,750						2,406,000		1,014	1,206	1,222,884			1,222,884	
8	Dam Van Noong		9,750						2,406,000		1,040	1,207	1,255,280			1,255,280	
9	Nong Van Duong		9,750						2,406,000		1,430	1,208	1,727,440			1,727,440	
10	Vuong Van Dong	30	9,750	292,500					2,406,000		1,053	1,209	1,273,077			1,565,577	
11	Nong Van Khiem		9,750						2,406,000		1,222	1,210	1,478,620			1,478,620	
12	Phung Van Cuong	30	9,750	292,500			0.065		2,406,000	156,390	1,300	1,211	1,574,300			2,023,190	
13	Phung Van Dan		9,750				0.033		2,406,000	78,195	1,209	1,212	1,465,308			1,543,503	
14	Long Van Di		9,750						2,406,000		988	1,213	1,198,444			1,198,444	
15	Long Van Hung	30	9,750	292,500			0.072		2,406,000	172,029	1,092	1,214	1,325,688			1,790,217	
16	Nong Van Sau	30	9,750	292,500					2,406,000		1,092	1,215	1,326,780			1,619,280	
17	Vi Van Chung		9,750						2,406,000		1,365	1,216	1,659,840			1,659,840	
18	Hoang Van Dong		9,750						2,406,000		1,261	1,217	1,534,637			1,534,637	
19	Phung Van Khen	30	9,750	292,500			0.117		2,406,000	281,502	1,157	1,218	1,409,226			1,983,228	
20	Long Quang Phinh	30	9,750	292,500					2,406,000		1,092	1,219	1,331,148			1,623,648	
21	Long Van Nham		9,750						2,406,000		1,300	1,220	1,586,000			1,586,000	
22	Long Van Phinh	30	9,750	292,500			0.111		2,406,000	265,863	1,300	1,221	1,587,300			2,145,663	
23	Long Thi Ninh		9,750				0.125		2,406,000	300,269	1,105	1,222	1,350,310			1,650,579	
24	Luong Van Giang	30	9,750	292,500					2,406,000		1,105	1,223	1,351,415			1,643,915	
25	Luong Thong Ke		9,750						2,406,000		1,170	1,224	1,432,080			1,432,080	
26	Hoang Binh Trong	30	9,750	292,500					2,406,000		2,028	1,225	2,484,300			2,776,800	
27	Luong Van Tang		9,750				0.130		2,406,000	312,780	1,118	1,226	1,370,668			1,683,448	
28	Ha Quoc Bao		9,750						2,406,000		1,105	1,227	1,355,835			1,355,835	
29	Hoang Khanh Kim		9,750						2,406,000		1,144	1,228	1,404,832			1,404,832	
30	Dinh Thi Thanh	30	9,750	292,500			0.096		2,406,000	231,457	1,118	1,229	1,374,022			1,897,979	
31	Dinh Thi Thanh	30	9,750	292,500			0.085		2,406,000	203,307	1,222	1,230	1,503,060			1,998,867	
32	Hoang Van Tong		9,750				0.091		2,406,000	218,946	1,001	1,231	1,232,231			1,451,177	
33	Dam Thi Can		9,750						2,406,000		962	1,232	1,185,184			1,185,184	
34	Be Kim Thang	30	9,750	292,500					2,406,000		1,235	1,233	1,522,755			1,815,255	
35	Dam Dinh Nhat		9,750						2,406,000		1,040	1,234	1,283,360			1,283,360	
36	Dam Dinh Tran		9,750						2,406,000		1,157	1,235	1,428,895			1,428,895	
37	Dam Thi Met		9,750				0.156		2,406,000	375,336	1,430	1,236	1,767,480			2,142,816	
38	Be Van Tuyen		9,750						2,406,000		975	1,237	1,206,075			1,206,075	
39	Be Van Ninh	30	9,750	292,500			0.104		2,406,000	250,224	1,157	1,238	1,432,366			1,975,090	

Sr No	Name of head of households	Compensation for land			Compensation for Structure			Compensation for trees (2000 trees / ha)			Compensation for Crops			Compensation for other Assets (Well, tomb...)			Total in VND
		Area land of rice (m <sup>2</sup> )	Unit price / m <sup>2</sup>	Entitlement (VND)	Qty (m <sup>2</sup> )	Unit price / m <sup>2</sup>	Entitlement (VND)	Qty (ha)	Unit price / ha	Entitlement (VND)	Qty (m <sup>2</sup> )	Unit price / m <sup>2</sup>	Entitlement (VND)	Qty (m <sup>2</sup> )	Unit price / m <sup>2</sup>	Entitlement (VND)	
40	Luong Van Khanh		9,750					2,406,000			1,079	1,239	1,336,881			1,336,881	
41	Dam Van Bao		9,750					2,406,000			1,105	1,240	1,370,200			1,370,200	
42	Hoang Van Vinh		9,750				0.109	2,406,000	262,735		1,066	1,241	1,322,906			1,585,641	
43	Hoang Huu Phan		9,750				0.099	2,406,000	237,713		1,105	1,242	1,372,410			1,610,123	
44	Hoang Huu Phong	30	9,750	292,500				2,406,000			1,118	1,243	1,389,674			1,682,174	
45	Hoang Khanh Oanh		9,750				0.072	2,406,000	172,029		1,235	1,244	1,536,340			1,708,369	
46	Hoang Van Hong		9,750					2,406,000			1,209	1,245	1,505,205			1,505,205	
47	Hoang Quoc Toan		9,750					2,406,000			1,352	1,246	1,684,592			1,684,592	
48	Dam Van Nam		9,750					2,406,000			1,300	1,247	1,621,100			1,621,100	
49	Dam thi Soc		9,750				0.143	2,406,000	344,058		1,469	1,248	1,833,312			2,177,370	
50	Dam Van Don		9,750				0.163	2,406,000	390,975		1,495	1,249	1,867,255			2,258,230	
51	Hoang Van Duy	30	9,750	292,500			0.085	2,406,000	203,307		1,170	1,250	1,462,500			1,958,307	
52	Dam Van Cuc		9,750				0.065	2,406,000	156,390		1,365	1,251	1,707,615			1,864,005	
53	Dam Van Hung		9,750				0.109	2,406,000	262,735		1,352	1,252	1,692,704			1,955,439	
54	Dam Thi Tam		9,750				0.151	2,406,000	362,825		1,144	1,253	1,433,432			1,796,257	
55	Hoang Thi Bong		9,750					2,406,000			1,027	1,254	1,287,858			1,287,858	
56	Nong Thi Cam	30	9,750	292,500				2,406,000			1,144	1,255	1,435,720			1,728,220	
57	Luong Thi Rieng		9,750				0.124	2,406,000	297,141		1,456	1,256	1,828,736			2,125,877	
58	Dam Van Chai	30	9,750	292,500			0.150	2,406,000	359,697		1,092	1,257	1,372,644			2,024,841	
59	Hoang Van Diu		9,750				0.176	2,406,000	422,253		1,495	1,258	1,880,710			2,302,963	
<b>26.Nguyen Hue Commune, Hoa An District</b>																	
<b>Total</b>		<b>150</b>		<b>1,462,500</b>				<b>2,925</b>	<b>7,037,550</b>		<b>650</b>		<b>782,015</b>			<b>9,282,065</b>	
1	Dam Van Thuan		9,750				0.059	2,406,000	140,751		65	1,200	78,000			218,751	
2	Hoang The Nhan	30	9,750	292,500			0.065	2,406,000	156,390		91	1,201	109,291			558,181	
3	Chau Quoc Hoi		9,750				0.127	2,406,000	306,524		117	1,202	140,634			447,158	
4	Chau Van Dau		9,750				0.109	2,406,000	262,735		104	1,203	125,112			387,847	
5	Luong Thi Tham		9,750				0.120	2,406,000	287,758		78	1,204	93,912			381,670	
6	Dam Thi My	30	9,750	292,500			0.111	2,406,000	265,863		104	1,205	125,320			683,683	
7	Hoang Thi Xuan		9,750				0.122	2,406,000	294,013		91	1,206	109,746			403,759	
8	Chu Van Binh		9,750				0.134	2,406,000	322,163			1,207				322,163	
9	Hua Van Trieu		9,750				0.157	2,406,000	378,464			1,208				378,464	
10	Truong Van Ngoc	30	9,750	292,500			0.164	2,406,000	394,103			1,209				686,603	
11	Lam Van Phuong		9,750				0.101	2,406,000	243,968			1,210				243,968	
12	Hoang Manh Thong		9,750				0.112	2,406,000	268,991			1,211				268,991	
13	Luong Van Dai		9,750				0.124	2,406,000	297,141			1,212				297,141	
14	Ly Quoc Duong		9,750				0.143	2,406,000	344,058			1,213				344,058	
15	Nong Van Minh	30	9,750	292,500			0.176	2,406,000	422,253			1,214				714,753	
16	Luan Van Phuong		9,750				0.182	2,406,000	437,892			1,215				437,892	
17	Ly Quoc Dai		9,750				0.174	2,406,000	419,125			1,216				419,125	
18	Vuong Van Coong		9,750				0.065	2,406,000	156,390			1,217				156,390	
19	Ly Van Chung		9,750				0.150	2,406,000	359,697			1,218				359,697	

Sr No	Name of head of households	Compensation for land			Compensation for Structure			Compensation for trees (2000 trees / ha)			Compensation for Crops			Compensation for other Assets (Well, tomb...)			Total in VND
		Area land of rice (m <sup>2</sup> )	Unit price / m <sup>2</sup>	Entitlement (VNĐ)	Qty (m <sup>2</sup> )	Unit price / m <sup>2</sup>	Entitlement (VNĐ)	Qty (ha)	Unit price / ha	Entitlement (VNĐ)	Qty (m <sup>2</sup> )	Unit price / m <sup>2</sup>	Entitlement (VNĐ)	Qty (m <sup>2</sup> )	Unit price / m <sup>2</sup>	Entitlement (VNĐ)	
20	Nong Thi Tao	30	9,750	292,500				0.137	2,406,000	328,419		1,219				620,919	
21	Chu Van Hinh		9,750					0.122	2,406,000	294,013		1,220				294,013	
22	Hoang Van Dung		9,750					0.156	2,406,000	375,336		1,221				375,336	
23	Vi Duc Ka		9,750					0.117	2,406,000	281,502		1,222				281,502	
<b>27.Ngu Lao Commune, Hoa An District</b>																	
<b>Total</b>		<b>60</b>		<b>585,000</b>				<b>0.741</b>		<b>1,782,846</b>	<b>240</b>		<b>288,600</b>			<b>2,656,446</b>	
1	Hoang van Giap		9,750					0.055	2,406,000	131,368		1,200				131,368	
2	Luong Van Giao	30	9,750	292,500				0.049	2,406,000	118,856	120	1,201	144,120			555,476	
3	Nong Huu Cau		9,750					0.034	2,406,000	81,323		1,202				81,323	
4	Hoang Trung San		9,750					0.031	2,406,000	75,067		1,203				75,067	
5	Hoang Trung Phong	30	9,750	292,500				0.043	2,406,000	103,217	120	1,204	144,480			540,197	
6	Nong Van Su		9,750					0.047	2,406,000	112,601		1,205				112,601	
7	Nong Van Binh		9,750					0.062	2,406,000	150,134		1,206				150,134	
8	Hoang Van Quoc		9,750					0.021	2,406,000	50,045		1,207				50,045	
9	Luong Van Thiet		9,750					0.055	2,406,000	131,368		1,208				131,368	
10	Nong Van Luong		9,750					0.042	2,406,000	100,090		1,209				100,090	
11	Hoang Trung Loi		9,750					0.027	2,406,000	65,684		1,210				65,684	
12	Hoang Van Tien		9,750					0.051	2,406,000	121,984		1,211				121,984	
13	Luu Minh Trung		9,750					0.039	2,406,000	93,834		1,212				93,834	
14	Luu Van Dam		9,750					0.034	2,406,000	81,323		1,213				81,323	
15	Long Nong Hiep		9,750					0.052	2,406,000	125,112		1,214				125,112	
16	Long Nong Tai		9,750					0.048	2,406,000	115,729		1,215				115,729	
17	Vuong Van Vu		9,750					0.052	2,406,000	125,112		1,216				125,112	
<b>28.Ngoc Xuan Commune, Cao Bang Town</b>																	
<b>Total</b>		<b>270</b>		<b>2,632,500</b>	<b>96</b>		<b>50,712,672</b>	<b>0.169</b>		<b>406,614</b>	<b>17,550</b>		<b>21,251,295</b>			<b>75,003,081</b>	
1	Lien Si Khoi	30	9,750	292,500		528,257		0.033	2,406,000	78,195	923	1,200	1,107,600			1,478,295	
2	Doan Thi Thao		9,750			528,257		0.026	2,406,000	62,556	910	1,201	1,092,910			1,155,466	
3	Doan Thi Vay		9,750			528,257		0.046	2,406,000	109,473	611	1,202	734,422			843,895	
4	Doan Thi Nga	30	9,750	292,500		528,257		0.065	2,406,000	156,390	4,550	1,203	5,473,650			5,922,540	
5	Doan Trong Phuong	30	9,750	292,500		528,257			2,406,000		325	1,204	391,300			683,800	
6	Doan Van Tong		9,750			528,257			2,406,000		429	1,205	516,945			516,945	
7	Doan Cong Cau		9,750			528,257			2,406,000		702	1,206	846,612			846,612	
8	Hoang Thi Duong	30	9,750	292,500		528,257			2,406,000		234	1,207	282,438			574,938	
9	Nong Van Tan	30	9,750	292,500		528,257			2,406,000		416	1,208	502,528			795,028	
10	Nong Van Ngo	30	9,750	292,500		528,257			2,406,000		247	1,209	298,623			591,123	
11	Doan Van Chieu		9,750			528,257			2,406,000		455	1,210	550,550			550,550	
12	Nong Van Duc	30	9,750	292,500		528,257			2,406,000		260	1,211	314,860			607,360	
13	Le Van Truyen		9,750			528,257			2,406,000		260	1,212	315,120			315,120	
14	Doan Van Thong	30	9,750	292,500		528,257			2,406,000		351	1,213	425,763			718,263	
15	Doan Van Giam		9,750			528,257			2,406,000		325	1,214	394,550			394,550	
16	Nong Quoc Khanh		9,750			528,257			2,406,000		377	1,215	458,055			458,055	

Sr No	Name of head of households	Compensation for land			Compensation for Structure			Compensation for trees (2000 trees / ha)			Compensation for Crops			Compensation for other Assets (Well, tomb...)			Total in VND
		Area land of rice (m <sup>2</sup> )	Unit price / m <sup>2</sup> (VNĐ)	Entitlement (VNĐ)	Qty (m <sup>2</sup> )	Unit price / m <sup>2</sup> (VNĐ)	Entitlement (VNĐ)	Qty (ha)	Unit price / ha (VNĐ)	Entitlement (VNĐ)	Qty (m <sup>2</sup> )	Unit price / m <sup>2</sup> (VNĐ)	Entitlement (VNĐ)	Qty (m <sup>2</sup> )	Unit price / m <sup>2</sup> (VNĐ)	Entitlement (VNĐ)	
17	Doan Van Tuong	30	9,750	292,500		528,257			2,406,000			247	1,216	300,352			592,852
18	Ha Thanh Duc		9,750			528,257			2,406,000			780	1,217	949,260			949,260
19	Doan Thi Men		9,750			528,257			2,406,000			234	1,218	285,012			285,012
20	Ha Thanh Son		9,750			528,257			2,406,000			715	1,219	871,585			871,585
21	Trinh Gia Thong		9,750			528,257			2,406,000			325	1,220	396,500			396,500
22	Nguyen Thi Tuc		9,750			528,257			2,406,000			208	1,221	253,968			253,968
23	Doan Thi Ngan		9,750			528,257			2,406,000			247	1,222	301,834			301,834
24	Doan Xuan Truong		9,750			528,257			2,406,000			416	1,223	508,768			508,768
25	Võ Đoàn		9,750		32	528,257	16,904,224		2,406,000			1,300	1,224	1,591,200			18,495,424
26	Hoàng Minh Bắc		9,750		36	528,257	19,017,252		2,406,000			988	1,225	1,210,300			20,227,552
27	Trần Minh Hoan		9,750		28	528,257	14,791,196		2,406,000			715	1,226	876,590			15,667,786
<b>29.De Tham Commune, Cao Bang Town</b>																	
Total		450		4,387,500								28,834		34,600,800			38,988,300
1	Luong Xuan Truong		9,750						2,406,000			962	1,200	1,154,400			1,154,400
2	Hoang Dinh Vu		9,750						2,406,000			728	1,200	873,600			873,600
3	Luong thi Van	30	9,750	292,500					2,406,000			806	1,200	967,200			1,259,700
4	Hoang Thi Sao		9,750						2,406,000			546	1,200	655,200			655,200
5	Nguyen Dinh Dien		9,750						2,406,000			442	1,200	530,400			530,400
6	Nguyen Van Luan		9,750						2,406,000			546	1,200	655,200			655,200
7	Dam Van Trai		9,750						2,406,000			559	1,200	670,800			670,800
8	Nguyen Van Duy		9,750						2,406,000			533	1,200	639,600			639,600
9	Dam Van Hiep	30	9,750	292,500					2,406,000			481	1,200	577,200			869,700
10	Dam Trong Luan		9,750						2,406,000			507	1,200	608,400			608,400
11	Nguyen Xuan Phu		9,750						2,406,000			832	1,200	998,400			998,400
12	Dam trong Tam	30	9,750	292,500					2,406,000			338	1,200	405,600			698,100
13	Hoang Thi Dinh	30	9,750	292,500					2,406,000			286	1,200	343,200			635,700
14	Hoang Thi Vay		9,750						2,406,000			299	1,200	358,800			358,800
15	Bc Xuan Hong		9,750						2,406,000			325	1,200	390,000			390,000
16	Bc Xuan Bc	30	9,750	292,500					2,406,000			403	1,200	483,600			776,100
17	Dam Van Thinh		9,750						2,406,000			338	1,200	405,600			405,600
18	Dam Van Thu		9,750						2,406,000			728	1,200	873,600			873,600
19	Nguyen Van Tiu		9,750						2,406,000			429	1,200	514,800			514,800
20	Dung Thi Sam		9,750						2,406,000			221	1,200	265,200			265,200
21	Hoang Thi Uong	30	9,750	292,500					2,406,000			169	1,200	202,800			495,300
22	Dam Van Tan		9,750						2,406,000			299	1,200	358,800			358,800
23	Nong Van Tam		9,750						2,406,000			416	1,200	499,200			499,200
24	Dam Van Thanh		9,750						2,406,000			598	1,200	717,600			717,600
25	Dam Van Kien		9,750						2,406,000			975	1,200	1,170,000			1,170,000
26	Hoang Van Nam	30	9,750	292,500					2,406,000			624	1,200	748,800			1,041,300
27	Hoang Van Thai		9,750						2,406,000			507	1,200	608,400			608,400
28	Hoang Van Khoan		9,750						2,406,000			312	1,200	374,400			374,400



Sr No	Name of head of households	Compensation for land			Compensation for Structure			Compensation for trees ( 2000 trees / ha)			Compensation for Crops			Compensation for other Assets (Well, tomb...)			Total in VND	
		Area land of rice (m <sup>2</sup> )	Unit price / m <sup>2</sup>	Entitlement (VNĐ)	Qty (m <sup>2</sup> )	Unit price / m <sup>2</sup>	Entitlement (VNĐ)	Qty (ha)	Unit price / ha	Entitlement (VNĐ)	Qty (m <sup>2</sup> )	Unit price / m <sup>2</sup>	Entitlement (VNĐ)	Qty (m <sup>2</sup> )	Unit price / m <sup>2</sup>	Entitlement (VNĐ)		
29	Pham Ngoc Doanh		9,750						2,406,000				390	1,200	468,000			468,000
30	Nguyen Van Tuy		9,750						2,406,000				546	1,200	655,200			655,200
31	Nguyen Van Hoa		9,750						2,406,000				533	1,200	639,600			639,600
32	Nguyen Van Thuc	30	9,750	292,500					2,406,000				390	1,200	468,000			760,500
33	Dinh Ngoc Huong		9,750						2,406,000				325	1,200	390,000			390,000
34	Ly Duc Nghiem		9,750						2,406,000				481	1,200	577,200			577,200
35	Doan Van Duong	30	9,750	292,500					2,406,000				377	1,200	452,400			744,900
36	Luong Viet Thuong		9,750						2,406,000				182	1,200	218,400			218,400
37	Phan Thi Binh		9,750						2,406,000				936	1,200	1,123,200			1,123,200
38	Dinh Thi Nom		9,750						2,406,000				390	1,200	468,000			468,000
39	Dinh Ngoc Thuy		9,750						2,406,000				260	1,200	312,000			312,000
40	Nguyen Van Lap		9,750						2,406,000				546	1,200	655,200			655,200
41	Dinh Ngoc Trien		9,750						2,406,000				533	1,200	639,600			639,600
42	Nong Thi Hai	30	9,750	292,500					2,406,000				416	1,200	499,200			791,700
43	Ma Thi Lanh		9,750						2,406,000				390	1,200	468,000			468,000
44	Duong Van Mau	30	9,750	292,500					2,406,000				520	1,200	624,000			916,500
45	Dinh Ngoc Thuan		9,750						2,406,000				442	1,200	530,400			530,400
46	Dinh Ngoc Te		9,750						2,406,000				234	1,200	280,800			280,800
47	Phan Van Chi		9,750						2,406,000				546	1,200	655,200			655,200
48	Dinh Ngoc Dung	30	9,750	292,500					2,406,000				585	1,200	702,000			994,500
49	Hoang Van Quan		9,750						2,406,000				338	1,200	405,600			405,600
50	Hoang Thi Oanh	30	9,750	292,500					2,406,000				299	1,200	358,800			651,300
51	Hoang Thi Thao		9,750						2,406,000				351	1,200	421,200			421,200
52	Hoang Thi Cac		9,750						2,406,000				533	1,200	639,600			639,600
53	Pham Viet Long		9,750						2,406,000				351	1,200	421,200			421,200
54	Pham Thanh Giang		9,750						2,406,000				338	1,200	405,600			405,600
55	Anh Thi Nhu		9,750						2,406,000				832	1,200	998,400			998,400
56	Hoang Van Cuong	30	9,750	292,500					2,406,000				624	1,200	748,800			1,041,300
57	Hoang Van Quan		9,750						2,406,000				533	1,200	639,600			639,600
58	Ly Thi Hoan		9,750						2,406,000				559	1,200	670,800			670,800
59	Dinh Ngoc Sam		9,750						2,406,000				234	1,200	280,800			280,800
60	Dinh Ngoc Son	30	9,750	292,500					2,406,000				611	1,200	733,200			1,025,700

**APPENDIX 9**  
**SOCIO-ECONOMIC HOUSEHOLD**  
**DATA SHEET OF PROJECT AFFECTED PEOPLE**



## APPENDIX 9

## SOCIO-ECONOMIC HOUSEHOLD DATA SHEET OF PROJECT AFFECTED PEOPLE

Sr No	Address of Household	Name of Household Member	Sex	Age	Ethnic group	Education	Occupation and source of income	Employment	Estimated total income per year (VND)
<b>LANG SON PROVINCE</b>									
<b>1. Tam Thanh Commune, Lang Son City</b>									
1	Tam Thanh	Pham Van Hung	male	45	Tay		Farmer		20,000,000
2	Tam Thanh	Dinh Van Tang	male	56	Tay		Farmer		15,000,000
3	Tam Thanh	Nguyen Van Dung	male	45	Tay		Died		20,000,000
4	Tam Thanh	Tran Quoc Toan	male	76	Tay		Old		25,000,000
5	Tam Thanh	Hoang Tro	male	49	Tay		Farmer		20,000,000
6	Tam Thanh	Ly Thi Tuyen	female	37	Tay		Farmer		30,000,000
7	Tam Thanh	Nguyen Thi Huong	female	23	Tay		Farmer		20,000,000
8	Tam Thanh	Hoang Nhi	male	31	Tay		Farmer		20,000,000
9	Tam Thanh	Vi Thi Nghi	female	55	Tay		Farmer		25,000,000
10	Tam Thanh	Truong Xuan Lac	male	79	Tay		Old		25,000,000
11	Tam Thanh	Luong Thi Huong	female	53	Kinh		Farmer		20,000,000
12	Tam Thanh	Luong Van Long	male	33	Tay		Farmer		20,000,000
13	Tam Thanh	Hoang Van Chiu	male	26	Tay		Farmer		30,000,000
14	Tam Thanh	Nguyen Xuan Huan	male	49	Tay		Farmer		30,000,000
15	Tam Thanh	Le Van Hung	male	38	Tay		Farmer		25,000,000
16	Tam Thanh	Dinh Xuan Hai	male	30	Tay		Farmer		25,000,000
17	Tam Thanh	Ho Thi Vinh	female	44	Tay		Farmer		20,000,000
18	Tam Thanh	Mo Thi Tam	female	34	Nung		Farmer		20,000,000
19	Tam Thanh	Ha Thi Xuan	female	29	Kinh		Farmer		25,000,000
20	Tam Thanh	Mr Co	male	30	Nung		Farmer		20,000,000
21	Tam Thanh	Mr Chi	male	63	Nung		Farmer		20,000,000
22	Tam Thanh	Mr Hai	male	50	Tay		Farmer		20,000,000
23	Tam Thanh	Mr Vuong	male	49	Tay		Farmer		20,000,000
24	Tam Thanh	Mr Hoang	male	25	Tay		Farmer		20,000,000
25	Tam Thanh	Mr Phong	male	23	Tay		Farmer		20,000,000
26	Tam Thanh	Mr Thay	male	48	Tay		Farmer		20,000,000
27	Tam Thanh	Mr Long	male	45	Tay		Farmer		25,000,000
28	Tam Thanh	Mr Thuong	male	47	Tay		Farmer		25,000,000
29	Tam Thanh	Mr Bong	male	22	Tay		Farmer		20,000,000
30	Tam Thanh	Mr Khao	male	25	Tay		Farmer		25,000,000
31	Tam Thanh	Mr Sec	male	33	Tay		Farmer		20,000,000
32	Tam Thanh	Mrs Hoang Thi Nhung	female	28	Kinh		Farmer		25,000,000
<b>2. Hoang Dong Commune, Lang son City</b>									
1	Keo Cang	Le Thi Yen	female		Tay		Farmer		20,000,000
2	Keo Cang	Chu Quoc Dung	male		Tay		Farmer		30,000,000
3	Keo Cang	Hoang Van Cong	male		Tay		Farmer		25,000,000
4	Keo Cang	Chu Van Khau	male		Tay		Farmer		20,000,000
5	Keo Cang	Chu Van Hung	male		Tay		Farmer		35,000,000
6	Keo Cang	Ha Van Co	male		Tay		Farmer		35,000,000
7	Keo Cang	Ha Van Dong	male		Tay		Farmer		30,000,000
8	Keo Cang	Hoang Minh Ngoc	male		Tay		Farmer		40,000,000
9	Keo Cang	Loc Van Chung	male		Tay		Farmer		25,000,000
10	Keo Cang	Hoang Thi Van	female		Nung		Farmer		25,000,000
11	Keo Cang	Lanh Van Oanh	male		Nung		Farmer		20,000,000
12	Keo Cang	Nguyen Dinh Chuc	male		Nung		Farmer		20,000,000
13	Keo Cang	Au Van Nhuc	male		Nung		Farmer		20,000,000
14	Na Sen	Nguyen Van Quang	male		Nung		Farmer		15,000,000
15	Na Sen	Lam Van Sau	male		Tay		Farmer		30,000,000

Sr No	Address of Household	Name of Household Member	Sex	Age	Ethnic group	Education	Occupation and source of income	Employment	Estimated total income per year (VND)
16	Na Sen	Nguyen Thi Xuyen	female		Tay		Farmer		30,000,000
17	Na Sen	Au Van Hoa	male		Tay		Farmer		35,000,000
18	Na Sen	Hoang Van Doan	male		Tay		Farmer		25,000,000
19	Na Sen	Chu Van Duc	male		Tay		Farmer		20,000,000
20	Na Sen	Vi Van Kham	male		Tay		Farmer		30,000,000
21	Na Sen	Hoang Van Slan	male		Tay		Farmer		25,000,000
22	Na Sen	Hoang Van Co	male		Tay		Farmer		20,000,000
23	Na Sen	Hoang Van Co	male		Tay		Farmer		20,000,000
24	Na Sen	Lang Manh Cuong	male		Tay		Farmer		15,000,000
25	Na Sen	Ly Duong Lien	male		Tay		Farmer		20,000,000
26	Na Sen	Le Van Da	male		Nung		Farmer		20,000,000
27	Na Sen	Phan Ky Phinh	male		Nung		Farmer		25,000,000
29	Na Sen	Hoang Van Hoi	male		Nung		Farmer		25,000,000
30	Na Sen	Hoang Van Dang	male		Nung		Farmer		20,000,000
31	Na Sen	La Van Can	male		Nung		Farmer		20,000,000
32	Na Sen	Le Van Vung	male		Nung		Farmer		20,000,000
33	Na Sen	Hoang Van Ly	male		Nung		Farmer		20,000,000
34	Na Sen	Hoang Van Mau	male		Nung		Farmer		30,000,000
35	Na Sen	Hoang Van Hoan	male		Tay		Farmer		20,000,000
36	Na Sen	Hoang Van Khiem	male		Tay		Farmer		20,000,000
37	Na Sen	Tang Van Thang	male		Tay		Farmer		25,000,000
38	Na Sen	Hoang Thi Bau	female		Tay		Farmer		15,000,000
39	Na Sen	Nguyen Thi Chim	female		Tay		Farmer		20,000,000
40	Quan Ho	Phung Van Phi	male		Tay		Farmer		30,000,000
41	Quan Ho	Hoang Thi Hoa	female		Tay		Farmer		25,000,000
42	Quan Ho	Nguyen Thi Do	female		Tay		Farmer		20,000,000
43	Quan Ho	Hoang Thanh Be	male		Tay		Farmer		25,000,000
44	Quan Ho	Nguyen Dinh Pit	male		Tay		Farmer		30,000,000
45	Quan Ho	Va Van Hang	male		Tay		Farmer		20,000,000
46	Quan Ho	Hoang Van Dich	male		Tay		Farmer		25,000,000
47	Quan Ho	Nong Thi Muu	female		Tay		Farmer		20,000,000
48	Quan Ho	Chi Thi Nhan	female		Nung		Farmer		20,000,000
49	Quan Ho	Nong Van Giai	male		Nung		Farmer		20,000,000
50	Quan Ho	Le Huy Ha	male		Nung		Farmer		20,000,000
51	Quan Ho	Nong Thi Phan	female		Nung		Farmer		20,000,000
52	Quan Ho	Le Van Thanh	male		Nung		Farmer		20,000,000
53	Quan Ho	Nguyen Van Thuong	male		Nung		Farmer		15,000,000
54	Quan Ho	Lanh Van Luong	male		Nung		Farmer		20,000,000
55	Quan Ho	Nguyen Huu Ta	male		Nung		Farmer		25,000,000
56	Quan Ho	Doan Van Dung	male		Nung		Farmer		20,000,000
57	Quan Ho	Hoang Hong Dan	male		Nung		Farmer		20,000,000
58	Quan Ho	Doan Van Pan	male		Nung		Farmer		15,000,000
59	Quan Ho	Nguyen Huu Tho	male		Nung		Farmer		25,000,000
60	Quan Ho	Lieu Thi Thuy	female		Nung		Farmer		20,000,000
61	Quan Ho	Hoang Van Son	male		Tay		Farmer		25,000,000
62	Quan Ho	Doan Van Co	male		Tay		Farmer		30,000,000
63	Quan Ho	Le Van Luong	male		Tay		Farmer		20,000,000
64	Quan Ho	Lanh Van Eng	male		Tay		Farmer		25,000,000
65	Quan Ho	Nguyen Dinh Khay	male		Tay		Farmer		20,000,000
66	Quan Ho	Dinh Minh Phuong	male		Tay		Farmer		20,000,000
67	Quan Ho	Chu Tan Minh	male		Tay		Farmer		20,000,000
68	Quan Ho	Nguyen Huu Ta	male		Tay		Farmer		20,000,000
69	Quan Ho	Phung Viet Sinh	male		Tay		Farmer		25,000,000
70	Quan Ho	Linh	female		Tay		Farmer		25,000,000
71	Quan Ho	Phung Van Chom	male		Tay		Farmer		25,000,000
72	Quan Ho	Hoang Viet Giao	male		Tay		Farmer		20,000,000
73	Quan Ho	Nong Chan Sam	male		Tay		Farmer		20,000,000

Sr No	Address of Household	Name of Household Member	Sex	Age	Ethnic group	Education	Occupation and source of income	Employment	Estimated total income per year (VND)
74	Quan Ho	Hoang Van Ngao	male		Tay		Farmer		30,000,000
75	Quan Ho	Hoang Viet Chao	male		Tay		Farmer		20,000,000
76	Quan Ho	Phung Van Xuan	male		Tay		Farmer		10,000,000
77	Quan Ho	Hoang Thai Tu	male		Tay		Farmer		20,000,000
78	Quan Ho	Ha Van Long	male		Tay		Farmer		20,000,000
79	Quan Ho	Ngo Van Son	male		Tay		Farmer		5,000,000
80	Quan Ho	Loc Van Pao	male		Tay		Farmer		25,000,000
81	Quan Ho	Hoang Van Thach	male		Tay		Farmer		20,000,000
82	Quan Ho	Nguyen Thi Duc	female		Tay		Farmer		25,000,000
83	Quan Ho	Lanh Van Chi	male		Tay		Farmer		25,000,000
84	Quan Ho	Tang Van Tac	male		Tay		Farmer		25,000,000
85	Quan Ho	Ngo Thi Thuy	female		Nung		Farmer		20,000,000
86	Quan Ho	Phung Manh Thang	male		Nung		Farmer		20,000,000
87	Quan Ho	Ly Manh Tuong	male		Tay		Farmer		20,000,000
88	Quan Ho	To Van Luong	male		Tay		Farmer		20,000,000
89	Quan Ho	Hoang Minh Dong	male		Tay		Farmer		20,000,000
90	Quan Ho	Tran Quoc Thinh	male		Nung		Farmer		25,000,000
91	Quan Ho	Ngo Thi Khuynh	female		Nung		Farmer		10,000,000
92	Quan Ho	La Van Chuong	male		Tay		Farmer		20,000,000
93	Quan Ho	La Nghiep Mao	male		Tay		Farmer		20,000,000
94	Quan Ho	Ha Van Quy	male		Tay		Farmer		20,000,000
95	Quan Ho	Ha Van Man	male		Nung		Farmer		20,000,000
96	Quan Ho	Doan Van Tuyen	male		Nung		Farmer		10,000,000
97	Quan Ho	Nong Thi Bich	female		Tay		Farmer		20,000,000
98	Quan Ho	Doan Van Mac	male		Tay		Farmer		25,000,000
99	Quan Ho	Lanh Van Luan	male		Tay		Farmer		25,000,000
100	Quan Ho	Lanh Van Diet	male		Nung		Farmer		30,000,000
101	Quan Ho	Hoang Long	male		Nung		Farmer		20,000,000
102	Quan Ho	Nong Van Luong	male		Tay		Farmer		20,000,000
103	Quan Ho	Lanh Van Sau	female		Tay		Farmer		30,000,000
104	Quan Ho	Nguyen Thi Hoan	female		Tay		Farmer		20,000,000
105	Quan Ho	Hoang Am	male		Nung		Farmer		20,000,000
106	Quan Ho	Nguyen Thi Na	female		Nung		Farmer		20,000,000
<b>3. Thuy Hung Commune, Cao Loc district</b>									
1	Phai Cai	Lang Van Po	male	55	Tay		Farmer		18,000,000
		Nguyen Thi Lai	female	55	Tay		Farmer		
		Lang Van Ninh	male	25	Tay	9/12	Farmer		
		Lang Van Minh	male	23	Tay	9/12	Farmer		
2	Phai Cai	Lang Van Lam	male	47	Tay	5/10	Farmer		18,000,000
		Nong Thi Ri	female	46	Tay	6/10	Farmer		
		Lang Van Hin	male	20	Tay	11/12	Farmer		
		Lang Van Lin	male	18	Tay	12/12	Pupil		
3	Phai Cai	Dong Hung Ly	male	75	Tay		Old		5,000,000
4	Phai Cai	Hoang Lap	male	69	Tay		Old		4,000,000
5	Phai Cai	Doan Van Dap	male	53	Tay	7/10	Farmer		16,000,000
		Dam Thi Thu	female	49	Tay	6/10	Farmer		
		Doan Thi Nhien	female	23	Tay	9/12	Farmer		
		Doan Thi Men	female	21	Tay	10/12	Farmer		
6	Phai Cai	Hoang Sin	male	74	Tay		Old		5,000,000
7	Phai Cai	Nong Van Thach	male	48	Nung	6/10	Farmer		17,000,000
		Ma Thi Men	female	48	Tay	6/10	Farmer		
		Nong Van Tinh	male	20	Nung	12/12	Farmer		
		Nong Van Hoa	male	18	Nung	12/12	Pupil		
8	Phai Cai	Ngo Van Can	male	55	Nung	7/10	Farmer		19,000,000
		Dam Thi Lien	female	53	Nung	5/10	Farmer		
		Ngo Van Hung	male	26	Nung	9/12	Farmer		
		Ngo Van Hien	male	23	Nung	9/12	Farmer		

Sr No	Address of Household	Name of Household Member	Sex	Age	Ethnic group	Education	Occupation and source of income	Employment	Estimated total income per year (VND)
9	Phai Cai	Hoang Thi Muoi	female	47	Nung	5/10	Farmer		15,000,000
		Nong Van Huynh	male	47	Nung	5/10	Farmer		
		Nong Van Khoa	male	20	Nung	12/12	Farmer		
		Nong Van Kim	male	18	Nung	12/12	Pupil		
10	Phai Cai	Doan Van Do	male	39	Tay	8/10	Farmer		18,000,000
		Nong Thi Lien	female	36	Tay	8/10	Farmer		
		Doan Van Tien	male	10	Tay	4/12	Pupil		
		Doan Van Trung	male	8	Tay	2/12	Pupil		
11	Bo Muoi	Hoang Van Cu	male	67	Tay		Old		19,000,000
		Hoang Van Toan	male	30	Tay	9/10	Farmer		
		Hoang Thi Tuyet	female	26	Tay	9/12	Farmer		
		Hoang Thi Pit	female	25	Tay	9/12	Farmer		
12	Bo Muoi	Lieu Van Kham	male	54	Tay	7/10	Farmer		16,000,000
		Nong Thi Len	female	55	Nung	7/10	Farmer		
		Lieu Van Hung	male	25	Tay	9/12	Farmer		
		Lieu Van Vinh	male	21	Tay	11/12	Farmer		
13	Bo Muoi	Hoang Van On	male	43	Tay	5/10	Farmer		16,000,000
		Ha Thi Nien	female	44	Tay	5/10	Farmer		
		Hoang Thi Hoa	male	18	Tay	12/12	Pupil		
		Hoang Thi Ten	male	16	Tay	10/12	Pupil		
14	Bo Muoi	Phan Van Pan	male	75	Tay		Old		8,000,000
		Tran Thi Thuy	female	69	Kinh		Old		
15	Bo Muoi	Phan Van Viet	male	45	Tay	3/10	Farmer		18,000,000
		Luong Thi Bom	female	44	Tay	3/10	Farmer		
		Phan Van Hung	male	19	Tay	12/12	Farmer		
		Phan Thi Lien	female	17	Tay	11/12	Pupil		
16	Bo Muoi	Ha Viet Sen	male	51	Tay	7/10	Farmer		18,000,000
		Nong Thi Luyen	female	50	Tay	3/10	Farmer		
		Ha Thi Chang	female	22	Tay	10/12	Farmer		
		Ha Van Cung	male	20	Tay	11/12	Farmer		
17	Bo Muoi	Ha Viet Khao	male	49	Tay		Farmer		18,000,000
		Hoang Thi Bich	female	49	Tay		Farmer		
		Ha Van Tien	male	23	Tay	9/12	Farmer		
		Ha Van Minh	male	20	Tay	6/12	Farmer		
18	Bo Muoi	Ha Van Luong	male	47	Tay	7/10	Farmer		19,000,000
		Doan Thi Nhung	female	45	Tay	4/10	Farmer		
		Ha Thi Ban	female	19	Tay	12/12	Farmer		
		Ha Thi Binh	female	16	Tay	10/12	Pupil		
19	Bo Muoi	Ha Viet Sy	male	41	Tay	6/10	Farmer		17,000,000
		Hoang Thi Can	female	40	Tay	5/10	Farmer		
		Ha Van Quy	male	15	Tay	9/12	Pupil		
		Ha Anh Tuan	male	13	Tay	7/12	Pupil		
20	Bo Muoi	Ha Viet Ninh	male	46	Tay	7/10	Farmer		18,000,000
		Nong Thi Phan	female	45	Nung	5/10	Farmer		
		Ha Van Duong	male	16	Tay	10/12	Pupil		
		Ha Van Vinh	male	14	Tay	8/12	Pupil		
21	Bo Muoi	Ha Chi Cang	male	60	Tay		Pupil		16,000,000
		Ha Thi Tuyet	female	30	Tay	7/10	Farmer		
		Ha Thi Duyen	female	28	Tay	7/10	Farmer		
		Ha Van Thanh	male	23	Tay	9/12	Farmer		
22	Bo Muoi	Ha Van Met	male	48	Tay	8/10	Farmer		16,000,000
		Hoang Thi Men	female	43	Tay	5/10	Farmer		
		Ha Van Viet	male	16	Tay	10/12	Pupil		
		Ha Thi Thuy	female	15	Tay	9/12	Pupil		
23	Bo Muoi	Ha Thi May	female	60	Tay		Farmer		17,000,000
		Lam Thi Vi	female	30	Tay	5/10	Farmer		
		Lam Thi Eng	female	27	Tay	8/12	Farmer		

Sr No	Address of Household	Name of Household Member	Sex	Age	Ethnic group	Education	Occupation and source of income	Employment	Estimated total income per year (VND)
		Lam Van Chung	male	24	Tay	9/12	Farmer		
24	Bo Muoi	Ha Thi Phen	female	50	Tay		Farmer		18,000,000
		Lam Van Kien	male	51	Tay		Farmer		
		Lam Van Tuan	male	26	Tay	9/12	Farmer		
		Lam Van Trung	male	23	Tay	6/12	Farmer		
25	Bo Muoi	Lam Van Vang	male	55	Tay		Farmer		17,000,000
		Ha Thi Tien	female	53	Tay		Farmer		
		Lam Thi Thao	female	26	Tay	5/12	Farmer		
		Lam Quoc Hoc	male	24	Tay	6/12	Farmer		
26	Bo Muoi	Ha Van Cam	male	57	Tay		Farmer		19,000,000
		Nong Thi Tao	female	55	Nung		Farmer		
		Ha Van Minh	male	25	Tay	9/12	Farmer		
		Ha Van Vinh	male	23	Tay	10/12	Farmer		
27	Bo Muoi	Dam Viet Sen	male	33	Tay	5/10	Farmer		9,000,000
		Nong Thi Yen	female	29	Nung	9/12	Farmer		
28	Bo Muoi	Dam Van Sin	male	48	Tay	6/10	Farmer		18,000,000
		Nguyen Thi Hoa	female	45	Tay	7/10	Farmer		
		Dam Van Slin	male	20	Tay	12/12	Farmer		
		Dam Van Quang	male	18	Tay	12/12	Pupil		
29	Bo Muoi	Ha Van Phat	male	45	Tay	5/10	Farmer		17,000,000
		Dam Thi Lien	female	44	Tay	5/10	Farmer		
		Ha Van Minh	male	18	Tay	12/12	Pupil		
		Ha Van Quyt	male	16	Tay	10/12	Pupil		
30	Bo Muoi	Lang Van Cuong	male	43	Tay	7/10	Farmer		18,000,000
		Ha Thi Nai	female	40	Tay	4/10	Farmer		
		Lang Thi Ho	female	14	Tay	8/12	Pupil		
		Lang Thi Mai	female	8	Tay	2/12	Pupil		
31	Bo Muoi	Ha Van Khon	male	75	Tay		Old		4,000,000
32	Bo Muoi	Lang Van Vinh	male	72	Tay		Old		4,000,000
33	Bo Muoi	Nong Van Vinh	male	54	Nung		Farmer		16,000,000
		Ha Thi Hon	female	50	Nung		Farmer		
		Nong Van Binh	male	24	Nung	9/12	Farmer		
		Nong Van Tuan	male	22	Nung	8/12	Farmer		
34	Bo Muoi	Lang Van Ban	male	49	Tay	6/10	Farmer		18,000,000
		Nong Thi Lai	female	49	Nung	3/10	Farmer		
		Lang Van Cau	male	24	Tay	7/12	Farmer		
		Lang Van Slen	male	21	Tay	6/12	Farmer		
35	Bo Muoi	Tran Van Cuong	male	52	Tay	5/10	Farmer		18,000,000
		Ngo Thi Thuy	female	52	Tay	5/10	Farmer		
		Tran Van Anh	male	28	Tay	9/12	Farmer		
		Tran Thi Linh	female	26	Tay	8/12	Farmer		
36	Bo Muoi	Vi Viet Kban	male	72	Tay		Old		19,000,000
		Vi Viet Him	male	35	Tay	9/12	Farmer		
		Vi Viet Kim	male	30	Tay	8/12	Farmer		
		Vi Thi Thiet	female	28	Tay	10/12	Farmer		
37	Phai Cai	Luan Van Tong	male	47	Tay	7/10	Farmer		16,000,000
		Ha Thi May	female	44	Tay	5/10	Farmer		
		Luan Thi To	female	20	Tay	12/12	Farmer		
		Luan Van Hung	male	18	Tay	12/12	Pupil		
38	Phai Cai	Ngoc Son	male	69	Tay		Old		5,000,000
39	Phai Cai	Vi Van Cung	male	65	Tay		Old		17,000,000
		Vi Van Toi	male	35	Tay	5/10	Farmer		
		Vi Van Kinh	male	32	Tay	5/10	Farmer		
		Vi Van Du	male	28	Tay	6/12	Farmer		
40	Phai Cai	Vi Van Slang	male	48	Tay	6/10	Farmer		18,000,000
		Ha Thi Hue	female	47	Tay	7/10	Farmer		
		Vi Thi Hien	female	20	Tay	12/12	Farmer		



Sr No	Address of Household	Name of Household Member	Sex	Age	Ethnic group	Education	Occupation and source of income	Employment	Estimated total income per year (VND)
		Vi Thi Hieu	female	17	Tay	11/12	Pupil		
41	Bo Muoi	Tran Van Than	male	55	Tay	7/10	Farmer		19,000,000
		Tran Thi Anh	female	55	Tay	7/10	Farmer		
		Tran Thi Mai	female	25	Tay	9/12	Farmer		
		Tran Thi Van	female	23	Tay	9/12	Farmer		
42	Bo Muoi	Dong Van Khoi	male	39	Tay	7/10	Farmer		16,000,000
		Nguyen Thi Thu	female	37	Tay	7/10	Farmer		
		Dong Van Tung	male	12	Tay	6/12	Pupil		
		Dong Van Duong	male	9	Tay	3/12	Pupil		
43	Bo Muoi	Doan Van Tro	male	36	Tay	6/10	Farmer		16,000,000
		Nong Thi Hien	female	34	Tay	5/10	Farmer		
		Doan Van Hiep	male	8	Tay	2/12	Pupil		
		Doan Van Ha	male	5	Tay		Child		
44	Bo Muoi	Hoang Van Sac	male	49	Tay	6/10	Farmer		15,000,000
		Dam Thi Loi	female	49	Tay	6/10	Farmer		
		Hoang Thi Yen	female	25	Tay	9/12	Farmer		
		Hoang Thi Lien	female	24	Tay	8/12	Farmer		
45	Bo Muoi	Lang Van Nhan	male	48	Tay	7/10	Farmer		16,000,000
		Nong Thi Hoa	female	46	Tay	8/10	Farmer		
		Lang Van Mo	male	20	Tay	12/12	Farmer		
		Lang Van Be	male	18	Tay	12/12	Pupil		
46	Bo Muoi	Lang Van May	male	70	Tay		Old		18,000,000
		Lang Van De	male	35	Tay	5/10	Farmer		
		Lang Van Ninh	male	30	Tay	6/10	Farmer		
		Lang Van Ten	male	28	Tay	8/12	Farmer		
<b>4. Phu Xa Commune, Cao Loc district</b>									
1	Thon Moi	Lieu Van Thoi	male	56	Tay	7/10	Farmer		20,000,000
		Nong Thi Toi	female	55	Nung	7/10	Farmer		
		Lieu Van Thu	male	26	Tay	6/12	Farmer		
		Lieu Van Peng	male	24	Tay	9/12	Farmer		
2	Thon Moi	Lang Van Dung	male	49	Tay	5/10	Farmer		20,000,000
		Ha Thi Tinh	female	49	Tay	5/10	Farmer		
		Lang Van Hiep	male	23	Tay	9/12	Farmer		
		Lang Van Toi	male	20	Tay	10/12	Farmer		
3	Thon Moi	Lang Thi Binh	female	70	Tay		Old		20,000,000
		Mong Van Duong	male	35	Tay	7/10	Farmer		
		Mong Van Ut	male	30	Tay	4/10	Farmer		
		Mong Thi Thu	female	26	Tay	8/12	Farmer		
4	Thon Moi	Ma Van Bang	male	45	Tay	6/10	Farmer		20,000,000
		Tran Thi Ly	female	44	Kinh	6/10	Farmer		
		Ma Van Khoan	male	20	Tay	12/12	Farmer		
		Ma Van Tun	male	18	Tay	12/12	Pupil		
5	Thon Moi	Dam Van Cam	male	40	Tay	7/10	Farmer		20,000,000
		Dam Thi Hoa	female	39	Tay	4/10	Farmer		
		Dam Thi Huong	female	14	Tay	8/12	Pupil		
		Dam Van Kinh	male	9	Tay	3/12	Pupil		
6	Thon Moi	Lang Van Phong	male	54	Tay		Farmer		20,000,000
		Nong Thi Oanh	female	50	Tay		Farmer		
		Lang Thi Hien	female	23	Tay	9/12	Farmer		
		Lang Thi Pit	female	20	Tay	11/12	Farmer		
7	Thon Moi	Lang Van Vang	male	58	Tay		Farmer		20,000,000
		Dam Thi Pe	female	54	Tay		Farmer		
		Lang Van Tien	male	28	Tay	9/12	Farmer		
		Lang Van Tuan	male	27	Tay	6/12	Farmer		
8	Thon Moi	Nong Van Nam	male	43	Nung	5/10	Farmer		20,000,000
		Nguyen Thi Huyen	female	44	Nung	4/10	Farmer		
		Nong Thi Bong	female	19	Nung	12/12	Farmer		

Sr No	Address of Household	Name of Household Member	Sex	Age	Ethnic group	Education	Occupation and source of income	Employment	Estimated total income per year (VND)
		Nong Thi Hoe	female	17	Nung	11/12	Pupil		
9	Thon Moi	Huong Thi Hop	female	68	Tay		Old		20,000,000
		Dam Van Trung	male	39	Tay	6/10	Farmer		
		Dam Van Tin	male	37	Tay	6/10	Farmer		
		Dam Van Ot	male	34	Tay	7/10	Farmer		
10	Thon Moi	Hoang Thi Ri	female	35	Tay	5/10	Farmer		20,000,000
		Nong Van Kit	male	36	Nung	4/10	Farmer		
		Nong Van Slen	male	28	Nung	8/12	Farmer		
		Nong Van Dua	male	78	Nung		Old		
11	Thon Moi	Phan Van Tien	male	55	Tay		Farmer		20,000,000
		Ma Thi Men	female	55	Tay		Farmer		
		Phan Thi Thuy	female	22	Tay	10/12	Farmer		
		Phan Thi Lien	female	20	Tay	11/12	Farmer		
12	Thon Moi	Nong Thi Bien	female	70	Nung		Old		25,000,000
		Nong Van Quang	male	35	Nung	8/10	Farmer		
		Nguyen Thi Tu	female	35	Tay	5/10	Farmer		
		Nong Van Huy	male	10	Nung	4/12	Pupil		
		Nong Quoc Hoc	male	8	Nung	2/12	Pupil		
13	Thon Moi	Nong Van Can	male	39	Nung	5/10	Farmer		20,000,000
		Tran Thi Luyen	female	37	Nung	7/10	Farmer		
		Nong Thi Len	female	10	Nung	4/12	Pupil		
		Nong Van Vinh	male	6	Nung	1/12	Pupil		
14	Thon Moi	Lam Van Then	male	34	Tay	8/10	Farmer		10,000,000
		Hoang Thi Hop	female	33	Tay	8/10	Farmer		
15	Thon Moi	Lam Van Chin	male	49	Tay	5/10	Farmer		20,000,000
		Nong Thi Tit	female	48	Tay	5/10	Farmer		
		Lam Van Tuan	male	23	Tay	11/12	Farmer		
		Lam Van Chung	male	22	Tay	12/12	Farmer		
16	Thon Moi	Lam Thi Ngo	female	68	Tay		Old		20,000,000
		Nong Van Ten	male	38	Tay	7/10	Farmer		
		Nong Van Khu	male	30	Tay	6/10	Farmer		
		Nong Thi Minh	female	26	Tay	9/12	Farmer		
17	Thon Moi	Dan Gi Khoa	male	68	Tay		Old		5,000,000
18	Thon Moi	Dam Van Cho	male	50	Tay		Farmer		20,000,000
		Vi Thi Khiep	female	50	Tay		Farmer		
		Dam Thi Gi	female	23	Tay	9/12	Farmer		
		Dam Van Trung	male	19	Tay	12/12	Pupil		
19	Thon Moi	Vi Van Dien	male	53	Tay	5/10	Farmer		20,000,000
		Nong Thi Van	female	49	Tay	5/10	Farmer		
		Vi Van Hu	male	26	Tay	10/12	Farmer		
		Vi Van Thanh	male	24	Tay	11/12	Farmer		
20	Thon Moi	Vi Van Van	male	65	Tay		Old		20,000,000
		Vi Van Hung	male	35	Tay	5/10	Farmer		
		Vi Van Tinh	male	30	Tay	8/12	Farmer		
		Vi Van Vu	male	28	Tay	6/12	Farmer		
21	Thon Moi	Dam Van Cong	male	47	Tay	8/10	Farmer		20,000,000
		Nguyen Thi Thanh	female	48	Tay	7/10	Farmer		
		Dam Van Thanh	male	21	Tay	11/12	Farmer		
		Dam Van Slin	male	19	Tay	12/12	Farmer		
22	Thon Moi	Ly Van Thanh	male	49	Tay	5/10	Farmer		20,000,000
		Nguyen Thi Hop	female	49	Tay	6/10	Farmer		
		Ly Thi Thuy	female	22	Tay	9/12	Farmer		
		Ly Thi Ninh	female	18	Tay	12/12	Pupil		
23	Thon Moi	Dam Van Ren	male	55	Tay	7/10	Farmer		20,000,000
		Ma Thi Ne	female	55	Tay	3/10	Farmer		
		Dam Van Loan	male	25	Tay	6/12	Farmer		
		Dam Van Lin	male	24	Tay	7/12	Farmer		

Sr No	Address of Household	Name of Household Member	Sex	Age	Ethnic group	Education	Occupation and source of income	Employment	Estimated total income per year (VND)
24	Thon Moi	Hoang Van Hao	male	50	Tay	6/10	Farmer		20,000,000
		Mong Thi Van	female	49	Tay	2/10	Farmer		
		Hoang Van Tien	male	24	Tay	12/12	Farmer		
		Hoang Van Chung	male	21	Tay	11/12	Farmer		
25	Thon Moi	Dam Van Duong	male	56	Tay		Farmer		5,000,000
26	Thon Moi	Phan Van Tai	male	78	Tay		Old		5,000,000
27	Thon Moi	Nong Thi Dim	female	75	Nung		Old		5,000,000
28	Thon Moi	Phan Van Giap	male	56	Tay		Farmer		20,000,000
		Nong Thi Ren	female	54	Nung		Farmer		
		Phan Van Trung	male	24	Tay	6/12	Farmer		
		Phan Van Vi	male	23	Tay	7/12	Farmer		
29	Thon Moi	Dam Van Son	male	59	Tay		Farmer		20,000,000
		Dam Van Kin	male	26	Tay	9/12	Farmer		
		Dam Thi Thoa	female	22	Tay	10/12	Farmer		
		Dam Thi Eng	female	17	Tay	11/12	Pupil		
30	Thon Moi	Lam Van Long	male	78	Tay		Old		5,000,000
31	Thon Moi	Lang Van Lau	male	53	Tay		Farmer		20,000,000
		Nong Thi Hien	female	51	Tay	5/10	Farmer		
		Lang Van Khoa	male	25	Tay	8/12	Farmer		
		Lang Van Minh	male	22	Tay	11/12	Farmer		
<b>5. Hong Phong Commune, Cao Loc district</b>									
1	Thon PaPhieng	Hoang Thi Muoi	female	45	Tay		Farmer		4,000,000
2	Thon PaPhieng	Lang Van Phan	male	56	Tay		Farmer		16,000,000
		Vi Thi Lai	female	55	Tay		Farmer		
		Lang Van Hoi	male	25	Tay		Farmer		
		Lang Van On	male	24	Tay		Farmer		
3	Thon PaPhieng	Vi Van Dang	male		Tay		Died		20,000,000
		Vi Van Ut	male	76	Tay		Old		
		Nong Thi Oanh	female	49	Tay		Farmer		
		Vi Thi Tuyet	female	26	Tay		Farmer		
		Vi Thi Huyen	female	23	Tay		Farmer		
		Vi Van Thiep	male	21	Tay		Farmer		
4	Thon PaPhieng	Vi Van Ma	male	55	Tay		Farmer		24,000,000
		Hoang Thi Ngoan	female	79	Tay		Old		
		Pham Thi Trong	female	53	Kinh		Farmer		
		Vi Van Quyen	male	33	Tay		Farmer		
		Vi Van Phuong	male	26	Tay		Farmer		
		Vi Van Tuan	male	22	Tay		Farmer		
5	Thon PaPhieng	Lang Van Dai	male	38	Tay		Farmer		12,000,000
		Vi Thi Luyen	female	30	Tay		Farmer		
		Lang Van Tuan	male	6	Tay		Pupil		
6	Thon PaPhieng	Hoang Van Dac	male	34	Nung		Farmer		16,000,000
		Chu Thi Mai	female	29	Kinh		Farmer		
		Hoang Thi Linh	female	10	Nung		Pupil		
		Hoang Thi Lan	female	8	Nung		Pupil		
7	Thon PaPhieng	Hoang Van Dan	male	50	Tay		Farmer		16,000,000
		Doan Thi Lai	female	49	Tay		Farmer		
		Hoang Van Trung	male	25	Tay		Farmer		
		Hoang Van Binh	male	23	Tay		Farmer		
8	Thon PaPhieng	Vi Van Hoa	male	48	Tay		Farmer		20,000,000
		Doan Thi Loi	female	45	Tay		Farmer		
		Vi Van Thuat	male	22	Tay		Farmer		
		Vi Van Thiem	female	17	Tay		Pupil		
		Vi Thi Thoai	female	20	Tay		Farmer		
9	Thon PaPhieng	Vi Cong Su	male	33	Tay		Farmer		8,000,000
		Nguyen Thi Huyen	male	28	Kinh		Farmer		
10	Thon PaPhieng	Hoang Van Toan	male	44	Tay		Farmer		20,000,000

Sr No	Address of Household	Name of Household Member	Sex	Age	Ethnic group	Education	Occupation and source of income	Employment	Estimated total income per year (VND)
		Hoang Minh Khai	male	40	Tay		Farmer		
		Hoang Thi Nguyen	female	23	Tay		Farmer		
		Hoang Van Nam	male	21	Tay		Farmer		
		Hoang Anh Dung	male	19	Tay		Pupil		
11	Thon PaPhieng	Vi Van Dong	male	70	Tay		Old		4,000,000
12	Thon PaPhieng	Vi Van Lung	male	40	Tay		Farmer		28,000,000
		Lieu Thi Soi	female	41	Tay		Farmer		
		Luong Thi Niem	female	72	Tay		Old		
		Vi Thi Chinh	female	18	Tay		Pupil		
		Vi Thi Huong	female	16	Tay		Pupil		
		Vi Thi Hoa	female	11	Tay		Pupil		
		Vi Thi Hien	female	9	Tay		Pupil		
13	Thon PaPhieng	Vi Cong Suu	male	69	Tay		Farmer		4,000,000
14	Thon PaPhieng	Vi Van Tuyen	male	35	Tay		Farmer		16,000,000
		Hoang Thi Toi	female	34	Tay		Farmer		
		Vi Thi Phuong	female	13	Tay		Pupil		
		Vi Van Nam	male	11	Tay		Pupil		
15	Thon PaPhieng	Vi Van Cong	male	40	Tay		Farmer		16,000,000
		Nguyen Thi Bo	female	41	Tay		Farmer		
		Vi Thanh Tuan	male	14	Tay		Pupil		
		Vi Thi Hien	female	12	Tay		Pupil		
16	Thon PaPhieng	Vi Thi Dieu	female	45	Tay		Farmer		16,000,000
		Hoang Van Chung	male	50	Tay		Farmer		
		Hoang Thi Lien	female	20	Tay		Farmer		
		Hoang Thi Huyen	female	18	Tay		Pupil		
17	Thon PaPhieng	Vi Van Lao	male	55	Tay		Farmer		16,000,000
		Nguyen Thi Hoa	female	54	Tay		Farmer		
		Vi Van Than	male	26	Tay		Farmer		
		Vi Van Duc	male	23	Tay		Farmer		
18	Thon PaPhieng	Vi Van Giang	male	47	Tay		Farmer		16,000,000
		Hoang Thi Hang	female	48	Tay		Farmer		
		Vi Thi Pit	female	20	Tay		Farmer		
		Vi Van Slin	male	17	Tay		Pupil		
19	Thon PaPhieng	Vi Viet Uyen	male	49	Tay		Farmer		16,000,000
		Lieu Thi Huong	female	49	Tay		Farmer		
		Vi Viet Chung	male	24	Tay		Farmer		
		Vi Viet Minh	male	22	Tay		Farmer		
20	Thon PaPhieng	Vi Van Hien	male	70	Tay		Old		4,000,000
21	Thon PaPhieng	Ha Duc Hung	male	45	Tay		Farmer		16,000,000
		Hoang Thi Lien	female	42	Tay		Farmer		
		Ha Van Du	male	17	Tay		Pupil		
		Ha Thi Dinh	female	16	Tay		Pupil		
22	Thon PaPhieng	Hoang Thi Thai	female	77	Tay		Old		4,000,000
23	Thon PaPhieng	Hoang Thi Bien	female	55	Tay		Farmer		12,000,000
		Nguyen Xuan Hong	male	58	Tay		Farmer		
		Nguyen Van Cong	male	26	Tay		Farmer		
24	Thon PaPhieng	Vi Thi Dieu	female	53	Tay		Farmer		12,000,000
		Hua Viet So	male	56	Tay		Farmer		
		Vi Van Nguyen	male	25	Tay		Farmer		
25	Thon PaPhieng	Vi Van Lai	male	60	Tay		Farmer		16,000,000
		Lieu Thi Tuyen	female	61	Tay		Farmer		
		Vi Van Loi	male	30	Tay		Farmer		
		Vi Van Quan	male	8	Tay		Pupil		
26	Thon PaPhieng	Vi Thi Ben	female	33	Tay		Farmer		16,000,000
		Hoang Van Tiep	male	38	Tay		Farmer		
		Hoang Chi Hung	male	11	Tay		Pupil		
		Hoang Chi Hiep	male	8	Tay		Pupil		

Sr No	Address of Household	Name of Household Member	Sex	Age	Ethnic group	Education	Occupation and source of income	Employment	Estimated total income per year (VND)
27	Thon PaPhieng	Nong Tien Dao	male	70	Tay		Old		20,000,000
		Hoang Thi Tuc	female	62	Tay		Farmer		
		Nong Van Lam	male	29	Tay		Farmer		
		Nong Van Truyen	male	27	Tay		Farmer		
		Nong Thi Bich Diep	female	20	Tay		Farmer		
28	Thon PaPhieng	Lang Van Doai	male	66	Tay		Old		4,000,000
<b>6. Tan My Commune, Van Lang district</b>									
1	Na xa	Chu Van Lan	male	45	Tay	7/10	Farmer		14,000,000
		Luong Thi Men	female	46	Tay	7/10	Farmer		
		Chu Van Trung	male	20	Tay	10/12	Farmer		
		Chu Thi Tinh	female	14	Tay	8/12	Pupil		
2	Na xa	Chu Viet Tan	male	78	Tay		Old		15,000,000
		Chu Quoc Hoc	male	45	Tay	6/10	Farmer		
		Chu Van Kin	male	41	Tay	5/10	Farmer		
		Chu Van Mit	male	38	Tay	7/10	Farmer		
3	Na xa	Nong Viet Hon	male	51	Nung	8/10	Farmer		20,000,000
		Nong Thi Luyen	female	49	Nung	3/10	Farmer		
		Nong Viet Hu	male	24	Nung	9/12	Farmer		
		Nong Viet Khang	male	19	Nung	12/12	Farmer		
		Nong Thi Lin	female	78	Nung		Old		
4	Na xa	Nong Van Kit	male	30	Nung	9/10	Farmer		7,000,000
		Nguyen Thi Oanh	female	28	Kinh	9/10	Farmer		
5	Na xa	Vuong Chi Phay	male	45	Tay	7/10	Farmer		13,000,000
		Nong Thi Hin	female	45	Tay	7/10	Farmer		
		Vuong Van Vu	male	20	Tay	11/12	Farmer		
		Vuong Van Tim	male	16	Tay	10/12	Pupil		
6	Na xa	Trieu Chau	male	60	Tay		Old		4,000,000
7	Na xa	Nong Viet Dai	male	38	Tay	6/10	Farmer		13,000,000
		Dam Thi Lien	female	36	Tay	5/10	Farmer		
		Nong Van Ri	male	14	Tay	8/12	Pupil		
		Nong Van Cun	male	8	Tay	2/12	Pupil		
8	Na xa	Nong Van Ky	male	42	Nung	10/10	Farmer		15,000,000
		Chu Thi Bien	female	42	Nung	10/10	Farmer		
		Nong Van Hoa	male	16	Nung	10/12	Pupil		
		Nong Van Kin	male	13	Nung	7/12	Pupil		
9	Na xa	Nong Van Thay	male	53	Nung	3/10	Farmer		16,000,000
		Nong Thi Yen	female	25	Nung	8/12	Farmer		
		Nong Thi Hoa	female	21	Nung	9/12	Farmer		
		Nong Thi So	female	78	Nung		Old		
10	Na xa	Hoang Van Minh	male	48	Tay	7/10	Farmer		14,000,000
		Nong Thi La	female	47	Tay	6/10	Farmer		
		Hoang Van Ry	male	20	Tay	12/12	Farmer		
		Hoang Van Dim	male	19	Tay	12/12	Farmer		
11	Na xa	Hoang Van Quyen	male	56	Tay	5/10	Farmer		15,000,000
		Mong Thi Huong	female	49	Tay	4/10	Farmer		
		Hoang Thi Tim	female	24	Tay	9/12	Farmer		
		Hoang Thi Hon	female	20	Tay	10/12	Farmer		
12	Na xa	Trieu Viet Lam	male	57	Tay	5/10	Farmer		16,000,000
		Tran Thi Lai	female	57	Tay	5/10	Farmer		
		Trieu Van Quang	male	27	Tay	8/12	Farmer		
		Trieu Van Lon	male	24	Tay	9/12	Farmer		
13	Na xa	Nong Van Chien	male	46	Nung	6/10	Farmer		15,000,000
		Hoang Thi Dung	female	43	Nung	6/10	Farmer		
		Nong Van Phu	male	17	Nung	11/12	Pupil		
		Nong Van Ngan	male	15	Nung	9/12	Pupil		
14	Na xa	Ha Van Pan	male	43	Tay	3/10	Farmer		19,000,000
		Dam Thi Tu	female	40	Tay	4/10	Farmer		

Sr No	Address of Household	Name of Household Member	Sex	Age	Ethnic group	Education	Occupation and source of income	Employment	Estimated total income per year (VND)
		Ha Van Lim	male	14	Tay	6/12	Pupil		
		Ha Thi Luyen	female	8	Tay	2/12	Child		
		Ha Thi Slen	female	4	Tay		Child		
		Ha Van Lam	male	83	Tay		Old		
15	Na xa	Hoang Khac Loan	male	47	Tay	3/10	Farmer		16,000,000
		Ma Thi Huong	female	47	Tay	5/10	Farmer		
		Hoang Khac Tuan	male	23	Tay	10/12	Farmer		
		Hoang Van Trung	male	20	Tay	12/12	Farmer		
16	Na keo	Nguyen Dinh Quang	male	50	Tay	5/10	Farmer		16,000,000
		Nong Thi Thai	female	51	Tay	5/10	Farmer		
		Nguyen Van Hoa	male	24	Tay	9/12	Farmer		
		Nguyen Van Trung	male	21	Tay	9/12	Farmer		
17	Na keo	Nong Thi Hue	female	69	Tay		Old		16,000,000
		Nguyen Van Vu	male	32	Tay	8/12	Farmer		
		Nguyen Thi Mit	female	29	Tay	8/12	Farmer		
		Nguyen Van Tuan	male	3	Tay		Child		
18	Na keo	Luong Van Sinh	male	65	Tay		Old		14,000,000
		Luong Van Ren	male	28	Tay	11/12	Farmer		
		Nong Thi Ngo	female	27	Tay	11/12	Farmer		
		Luong Thi Han	female	4	Tay		Child		
19	Na keo	Nong Van Slen	male	56	Nung	6/10	Farmer		16,000,000
		Ma Thi Men	female	53	Nung	6/10	Farmer		
		Nong Van Nup	male	27	Nung	9/12	Farmer		
		Nong Van Mang	male	21	Nung	11/12	Farmer		
20	Na keo	Nong Ky Cua	male	70	Nung		Old		13,000,000
		Nong Van Minh	male	38	Nung	7/10	Farmer		
		Nong Van Ninh	male	34	Nung	7/10	Farmer		
		Nong Van Vinh	male	28	Nung	6/10	Farmer		
21	Na keo	Hoang Van Bang	male	31	Tay	12/12	Farmer		14,000,000
		Dam Thi Hoa	female	27	Tay	12/12	Farmer		
		Hoang Van Kim	male	4	Tay		Child		
		Hoang Van Binh	male	2	Tay		Child		
22	Na keo	Nong Thi Le	female	70	Nung		Old		15,000,000
		Nong Van Eng	male	40	Nung	6/10	Farmer		
		Nong Van Slan	male	37	Nung	7/10	Farmer		
		Nong Van Slin	male	35	Nung	7/10	Farmer		
23	Na keo	Hoang Van Dai	male	47	Tay	5/10	Farmer		13,000,000
		Nong Thi Tun	female	44	Tay	4/10	Farmer		
		Hoang Van Chung	male	20	Tay	12/12	Farmer		
		Hoang Van Son	male	17	Tay	11/12	Pupil		
24	Na keo	Hoang Cao	male	52	Tay	5/10	Farmer		15,000,000
		Hoang Van Cao	male	52	Tay	5/10	Farmer		
		Nguyen Thi Van	female	26	Tay	11/12	Farmer		
		Hoang Van Vang	male	23	Tay	12/12	Farmer		
25	Na keo	Hoang Van Song	male	57	Tay	6/10	Farmer		16,000,000
		Hoang Thi Hop	female	54	Tay	6/10	Farmer		
		Hoang Van Vu	male	27	Tay	10/12	Farmer		
		Hoang Van Dan	male	24	Tay	9/12	Farmer		
26	Na keo	Nong Van Pe	male	56	Nung	5/10	Farmer		14,000,000
		Au Thi Dao	female	55	Nung	5/10	Farmer		
		Nong Van Toan	male	26	Nung	9/12	Farmer		
		Nong Thi Loan	female	21	Nung	11/12	Farmer		
27	Na keo	Nong Van Tinh	male	49	Nung	4/10	Farmer		17,000,000
		Truong Thi Bich	female	43	Nung	3/10	Farmer		
		Nong Van Hoan	male	19	Nung	12/12	Pupil		
		Nong Van Hon	male	14	Nung	8/12	Pupil		
28	Na keo	Nong Van Chung	male	54	Nung	7/10	Farmer		15,000,000

Sr No	Address of Household	Name of Household Member	Sex	Age	Ethnic group	Education	Occupation and source of income	Employment	Estimated total income per year (VND)
		Chu Thi Lai	female	54	Nung	8/10	Farmer		
		Nong Van Hoang	male	25	Nung	10/12	Farmer		
		Nong Van Me	male	21	Nung	9/12	Farmer		
29	Na keo	Hoang Van Keo	male	43	Tay	5/10	Farmer		14,000,000
		Dam Thi Can	female	43	Tay	5/10	Farmer		
		Hoang Van Bao	male	17	Tay	12/12	Pupil		
		Hoang Van Binh	male	14	Tay	8/12	Pupil		
30	Na keo	Trieu Viet Tu	male	49	Tay	5/10	Farmer		16,000,000
		Trieu Thi Tham	female	26	Tay	5/10	Farmer		
		Trieu Thi Lien	female	24	Tay	12/12	Farmer		
		Trieu Viet Man	male	21	Tay	12/12	Farmer		
31	Na keo	Nong Viet Thanh	male	48	Nung	7/10	Farmer		14,000,000
		Hoang Thi Than	female	48	Nung	7/10	Farmer		
		Nong Thi Hon	female	23	Nung	12/12	Farmer		
		Nong Van Khoan	male	21	Nung	12/12	Farmer		
32	Na keo	Hoang Van Bao	male	54	Tay	6/10	Farmer		14,000,000
		Hoang Thi Kim	female	50	Tay	6/10	Farmer		
		Hoang Van Vu	male	25	Tay	9/12	Farmer		
		Hoang Van Minh	male	20	Tay	9/12	Farmer		
33	Na keo	Au Van Slen	male	72	Tay		Old		15,000,000
		Au Van Cu	male	38	Tay	6/10	Farmer		
		Dam Thi Met	female	28	Tay	7/10	Farmer		
		Au Van Luc	male	5	Tay		Child		
34	Na keo	Tran Viet Muc	male	49	Tay	7/10	Farmer		15,000,000
		Nong Thi Luyen	female	49	Tay	4/10	Farmer		
		Tran Thi Ly	female	21	Tay	11/12	Farmer		
		Tran Van Viet	male	16	Tay	10/12	Pupil		
35	Na keo	Ly Viet San	male	40	Tay	5/10	Farmer		14,000,000
		Nong Thi Be	female	40	Nung		Farmer		
		Ly Thi Thieu	female	16	Tay	10/12	Pupil		
		Ly Thi Thu	female	14	Tay	8/12	Pupil		
36	Na keo	Ha Viet Man	male	56	Tay	3/10	Farmer		16,000,000
		Hoang Thi Dung	female	55	Tay	5/10	Farmer		
		Ha Van Viet	male	27	Tay	9/12	Farmer		
		Ha Van Vang	male	26	Tay	9/12	Farmer		
37	Na keo	Trieu Thai Hoc	male	46	Tay	6/10	Farmer		14,000,000
		Be Thi Lieu	female	44	Tay	7/10	Farmer		
		Trieu Van Be	male	20	Tay	12/12	Farmer		
		Trieu Thi Dieu	female	19	Tay	12/12	Farmer		
38	Na keo	Be Viet Hung	male	56	Tay		Farmer		14,000,000
		Ha Thi Hieu	female	57	Tay		Farmer		
		Be Van Dan	male	26	Tay	9/12	Farmer		
		Be Van Cu	male	24	Tay	6/12	Farmer		
39	Na keo	Nong Van Tho	male	61	Nung		Old		13,000,000
		Ha Thi Lin	female	58	Tay		Old		
		Nong Van Quang	male	28	Nung	9/12	Farmer		
		Nong Quoc Hoc	male	24	Nung	9/12	Farmer		
40	Na keo	Hoang Van Dinh	male	52	Tay		Farmer		16,000,000
		Chu Thi Ti	female	27	Tay	6/12	Farmer		
		Hang Thi Nhan	female	24	Tay	9/12	Farmer		
		Hoang Thi Tit	female	20	Tay	12/12	Farmer		
41	Na keo	Hoang Van Heo	male	33	Tay	9/12	Farmer		8,000,000
		Tran Thi Ha	female	30	Tay	11/12	Farmer		
42	Na keo	Lam Van Thuong	male	54	Tay	6/10	Farmer		16,000,000
		Nong Thi En	female	50	Tay	7/10	Farmer		
		Lam Van The	male	25	Tay	10/12	Farmer		
		Lam Van Kinh	male	22	Tay	11/12	Farmer		

Sr No	Address of Household	Name of Household Member	Sex	Age	Ethnic group	Education	Occupation and source of income	Employment	Estimated total income per year (VND)
43	Na keo	Hoang Van Hiep	male	53	Tay	5/10	Farmer		15,000,000
		Hoang Thi Hoa	female	49	Tay	5/10	Farmer		
		Hoang Van Tin	male	21	Tay	12/12	Farmer		
		Hoang Van Duong	male	18	Tay	12/12	Pupil		
<b>7. Hoang Viet Commune, Van Lang district</b>									
1	Thon Chu	Giang Van Ngoan	male	54	Tay	7/10	Farmer		20,000,000
		Hoang Thi Thuy	female	50	Tay	7/10	Farmer		
		Giang Van Ngo	male	25	Tay	8/12	Farmer		
		Giang Thi Hai	female	23	Tay	9/12	Farmer		
2	Thon Chu	Nong Bao Son	male	39	Nung	5/10	Farmer		20,000,000
		Nong Thi Ha	female	36	Nung	4/10	Farmer		
		Nong Thi Tuyet	female	10	Nung	4/12	Pupil		
		Nong Thi Tu	female	8	Nung	2/12	Pupil		
3	Thon Chu	Nong Thi Nan	female	68	Nung		Old		16,000,000
		Luong Van Hai	male	32	Tay	6/10	Farmer		
		Luong Van Tin	male	28	Tay	9/12	Farmer		
		Luong Thi Tue	female	27	Tay	7/12	Farmer		
4	Thon Chu	Nong Van Sot	male	56	Nung		Farmer		20,000,000
		Nguyen Thi Chi	female	55	Tay		Farmer		
		Nong Thi Be	female	29	Nung	5/10	Farmer		
		Nong Van Chung	male	26	Nung	9/12	Farmer		
		Nong Van Set	male	24	Nung	11/12	Farmer		
5	Thon Chu	Nong Van Sinh	male	60	Nung		Old		20,000,000
		Hoang Thi Hien	female	55	Nung		Farmer		
		Nong Thi Tinh	female	25	Nung	6/12	Farmer		
		Nong Van Quang	male	24	Nung	9/12	Farmer		
		Nong Van Kim	male	21	Nung	12/12	Farmer		
6	Thon Chu	Nong Van Van	male	33	Nung	9/12	Farmer		8,000,000
		Be Thi Hop	female	28	Tay	9/12	Farmer		
7	Thon Chu	Trung Van Tang	male	34	Tay	6/12	Farmer		16,000,000
		Hoang Thi Be	female	29	Tay	9/12	Farmer		
		Trung Quoc Hoc	male	5	Tay		Child		
8	Thon Chu	Nong Van Vong	male	70	Nung		Old		20,000,000
		Nong Van Kinh	male	35	Nung	7/10	Farmer		
		Nong Van Hoi	male	30	Nung	6/10	Farmer		
		Nong Thi Pit	female	26	Nung	10/12	Farmer		
9	Thon Chu	Nguyen Dinh At	male	47	Tay	8/10	Farmer		20,000,000
		Tran Thi Ly	female	46	Kinh	8/10	Farmer		
		Nguyen Dinh Ha	male	20	Tay	12/12	Farmer		
		Nguyen Thi Bich Lan	female	18	Tay	12/12	Pupil		
10	Thon Chu	Hoang Van Xuyen	male	30	Tay	9/10	Farmer		8,000,000
11	Thon Chu	Vuong Viet Cao	male	39	Tay	8/10	Farmer		16,000,000
		Ma Thi Nim	female	39	Tay	8/10	Farmer		
		Vuong Van Vu	male	14	Tay	8/12	Pupil		
		Vuong Van Hin	male	8	Tay	2/12	Pupil		
12	Thon Chu	Nguyen Van Hung	male	45	Tay		Farmer		20,000,000
		Nong Thi Tit	female	44	Nung		Farmer		
		Nguyen Thi To	female	20	Tay	12/12	Farmer		
		Nguyen Van Kim	male	17	Tay	11/12	Pupil		
13	Thon Chu	Hoang Thi Ninh	female	60	Tay		Farmer		16,000,000
		Nong Van Trung	male	28	Nung	9/12	Farmer		
		Nong Thi Ni	female	26	Nung	9/12	Farmer		
		Nong Van Eng	male	25	Nung	7/12	Farmer		
14	Thon Chu	Nguyen Duc Cuong	male	67	Tay		Old		8,000,000
15	Thon Chu	Vuong Van Khit	male	56	Tay		Farmer		16,000,000
		Ma Thi Men	female	55	Tay		Farmer		
		Vuong Thi Tien	female	28	Tay	10/12	Farmer		



Sr No	Address of Household	Name of Household Member	Sex	Age	Ethnic group	Education	Occupation and source of income	Employment	Estimated total income per year (VND)
		Vuong Van Vu	male	26	Tay	9/12	Farmer		
16	Thon Chu	Nong Van Tham	male	40	Nung	5/10	Farmer		16,000,000
		Hoang Thi Hiu	female	41	Tay	5/10	Farmer		
		Nong Van Huyet	male	10	Nung	4/12	Pupil		
		Nong Van Vang	male	7	Nung	1/12	Pupil		
17	Thon Chu	Duong Van Thu	male	55	Tay		Farmer		16,000,000
		Nong Thi Pit	female	55	Nung		Farmer		
		Duong Van Hoang	male	25	Tay	11/12	Farmer		
		Duong Thi No	female	23	Tay	10/12	Farmer		
18	Thon Chu	Nguyen Dinh Phung	male	75	Tay		Old		16,000,000
		Nguyen Dinh Ha	male	30	Tay	5/10	Farmer		
		Nguyen Van Hoan	male	28	Tay	9/12	Farmer		
		Nguyen Van Thuan	male	26	Tay	9/12	Farmer		
19	Thon Chu	Hoang Van Phong	male	34	Tay	8/12	Farmer		16,000,000
		Tran Thi Huyen	female	31	Tay	9/12	Farmer		
		Hoang Thi Yen	female	5	Tay		Child		
20	Thon Chu	Hoang Van Choc	male	28	Tay	12/12	Farmer		8,000,000
		Hoang Thi Hoa	female	26	Tay	12/12	Farmer		
21	Thon Chu	Hoang Van Ha	male	43	Tay	7/10	Farmer		16,000,000
		Nong Thi Tao	female	41	Nung	5/10	Farmer		
		Hoang Van Kin	male	18	Tay	12/12	Pupil		
		Hoang Van Tuan	male	16	Tay	10/12	Pupil		
22	Thon Chu	Nguyen Dinh Bao	male	68	Tay		Old		4,000,000
23	Thon Chu	Nguyen Dinh Trong	male	78	Tay		Old		4,000,000
24	Thon Chu	Hoang Van Dai	male	82	Tay		Old		4,000,000
25	Thon Chu	Nguyen Dinh Thom	male	56	Tay		Farmer		16,000,000
		Nguyen Thi Ha	female	26	Tay	9/12	Farmer		
		Nguyen Van Sot	male	24	Tay	9/12	Farmer		
		Nguyen Van Toi	male	21	Tay	9/12	Farmer		
26	Thon Chu	Nguyen Dinh Lam	male	56	Tay		Farmer		16,000,000
		Tran Thi Loan	female	55	Tay		Farmer		
		Nguyen Thi Tuyet	female	25	Tay	10/12	Farmer		
		Nguyen Thi Lam	female	22	Tay	11/12	Farmer		
27	Thon Chu	Nguyen Dinh Hoan	male	70	Tay		Old		12,000,000
		Hoang Thi Dam	female	69	Tay		Old		
28	Thon Chu	Nguyen Dinh Hon	male	49	Tay	6/10	Farmer		20,000,000
		Nong Thi Man	female	48	Nung	5/10	Farmer		
		Nguyen Dinh Tai	male	21	Tay	12/12	Farmer		
		Nguyen Dinh Khoa	male	18	Tay	12/12	Pupil		
29	Thon Chu	Luong Cong Dinh	male	40	Tay	7/10	Farmer		16,000,000
		Nguyen Thi Hon	female	39	Tay	8/10	Farmer		
		Luong Thi Ban	female	12	Tay	6/12	Pupil		
		Luong Thi Ngan	female	8	Tay	2/12	Pupil		
30	Thon Chu	Nguyen Dinh Ho	male	77	Tay		Old		8,000,000
31	Thon Chu	Nguyen Dinh Nhap	male	75	Tay		Old		8,000,000
32	Tinh Dau	Nguyen Dinh Pun	male	74	Tay		Old		12,000,000
		Nong Thi Kit	female	75	Tay		Old		
33	Tinh Dau	Chung Toan Thon	male	83	Tay		Old		4,000,000
34	Tinh Dau	Nguyen Dinh Huan	male	53	Tay		Farmer		16,000,000
		Ha Thi Huong	female	54	Tay		Farmer		
		Nguyen Thi Huyen	female	26	Tay	8/12	Farmer		
		Nguyen Dinh Ha	male	25	Tay	9/12	Farmer		
35	Keo Phan	Nguyen Thi Mien	female	58	Tay		Farmer		20,000,000
		Nong Van Phao	male	57	Nung		Farmer		
		Nong Van Bap	male	28	Nung	9/12	Farmer		
		Nong Van Slin	male	25	Nung	8/12	Farmer		
36	Keo Phan	Vi Van Thuong	male	47	Tay		Farmer		16,000,000

Sr No	Address of Household	Name of Household Member	Sex	Age	Ethnic group	Education	Occupation and source of income	Employment	Estimated total income per year (VND)
		Ha Thi Hoi	female	44	Tay		Farmer		
		Vi Van Ha	male	18	Tay	12/12	Pupil		
		Vi Van Hung	male	15	Tay	9/12	Pupil		
37	Keo Phan	Ha Van Tuong	male	33	Tay	10/12	Farmer		20,000,000
		Ha Thi Men	female	28	Tay	11/12	Farmer		
		Ha Van Khoa	male	3	Tay		Child		
		Ha Van Tit	male	1	Tay		Child		
38	Keo Phan	Hoang Thang	male	75	Tay		Old		4,000,000
39	Keo Phan	Hoang Van Y	male	53	Tay		Farmer		20,000,000
		Ma Thi May	female	55	Tay	5/10	Farmer		
		Hoang Thi Yen	female	26	Tay	9/12	Farmer		
		Hoang Van Toan	male	23	Tay	8/12	Farmer		
40	Keo Phan	Hoang Ngoc Linh	male	41	Tay	7/10	Farmer		16,000,000
		Ha Thi Dinh	female	39	Tay	4/10	Farmer		
		Hoang Ngoc Ha	male	23	Tay	9/12	Farmer		
		Hoang Ngoc Ho	male	21	Tay	12/12	Farmer		
41	Keo Phan	Hoang Minh Hoa	male	55	Tay		Farmer		20,000,000
		Lang Thi Hien	female	46	Tay	3/10	Farmer		
		Hoang Thi Hen	female	18	Tay	12/12	Pupil		
		Hoang Thi Be	female	15	Tay	9/12	Pupil		
42	Keo Phan	Hoang Van Chin	male	75	Tay		Old		28,000,000
		Hoang Van Bay	male	40	Tay	5/10	Farmer		
		Ma Thi Hoa	female	39	Tay	5/10	Farmer		
		Hoang Van Tien	male	36	Tay	6/10	Farmer		
		Hoang Van Qua	male	14	Tay	8/12	Pupil		
		Hoang Thi Dao	female	8	Tay	2/12	Pupil		
43	Keo Phan	Ha Van Luong	male	47	Tay	6/10	Farmer		16,000,000
		Hoang Thi Yen	female	47	Tay	6/10	Farmer		
		Ha Van Kin	male	24	Tay	12/12	Farmer		
		Ha Van Vinh	male	20	Tay	12/12	Farmer		
44	Keo Phan	Hoang Thi Nang	female	54	Tay		Farmer		16,000,000
		Luong Van Minh	male	54	Tay		Farmer		
		Luong Van Vinh	male	26	Tay	9/12	Farmer		
		Luong Thi Sen	female	25	Tay	6/12	Farmer		
45	Tinh Dau	Hoang Van Ngay	male	53	Tay	4/10	Farmer		20,000,000
		Nguyen Thi Van	female	49	Kinh		Farmer		
		Hoang Thi Dim	female	23	Tay	11/12	Farmer		
		Hoang Van Cun	male	20	Tay	12/12	Farmer		
46	Tinh Dau	Hoang Van Cuong	male	78	Tay		Old		16,000,000
		Hoang Van Cung	male	40	Tay	6/10	Farmer		
		Hoang Van Ma	male	35	Tay	3/10	Farmer		
		Hoang Van Quan	male	28	Tay	6/12	Farmer		
47	Tinh Dau	Lang Van Phen	male	45	Tay	5/10	Farmer		20,000,000
		Nong Thi Mit	female	44	Tay	5/10	Farmer		
		Lang Thi Slen	female	19	Tay	12/12	Farmer		
		Lang Van Pin	female	17	Tay	11/12	Pupil		
48	Tinh Dau	Nguyen Dinh Luyen	male		Tay	5/10	Farmer		20,000,000
49	Tinh Dau	Hoàng Cẩm	male		Tay	7/10	Farmer		20,000,000
50		Bế Hoà	male		Tay	11/12	Farmer		16,000,000
51		Lộc Min	male		Tay	12/12	Farmer		20,000,000
52	Keo Phan	Hoàng Lôm	male		Tay	12/12	Farmer		16,000,000
<b>8. Tan Lang Commune, Van Lang district</b>									
1	Na Cuom	Luong Thi Giang	female		Nung		Farmer		9,000,000
		Hoang Van Minh	male	31	Nung	2/12	Farmer		
		Hoang Thi Thuy	female	27	Nung	4/12	Farmer		
		Hoang Thi Trang	female	20	Nung	12/12	Farmer		
2	Na Cuom	Banh Quoc An	male		Nung		Farmer		8,000,000

Sr No	Address of Household	Name of Household Member	Sex	Age	Ethnic group	Education	Occupation and source of income	Employment	Estimated total income per year (VND)
		Ly Thi Dan	female	42	Nung		Farmer		
		Banh Thi Tham	female	26	Nung	12/12	Teacher		
		Banh Van Tinh	male	14	Nung	8/12	Pupil		
3	Na Cuom	Nong Van Cap	male		Nung		Farmer		8,000,000
		To Thi Shay	female	68	Nung		Farmer		
		Nong Van Khi	male	34	Nung	8/10	Farmer		
4	Phieng Khoang	Nong Van Vinh	male		Nung		Farmer		10,000,000
		Nguyen Thi Thiet	female	51	Kinh		Farmer		
		Nong Van Tuyen	male	26	Nung	5/12	Farmer		
		Nong Trieu Vi	male	23	Nung	6/12	Farmer		
		Nong Duc Anh	male	18	Nung	12/12	Farmer		
		Nong Thi Ha	female	15	Nung	9/12	Pupil		
5	Thanh Hao	Be Cao Thach	male	72	Tay	2/10	Farmer		11,000,000
		Be Trung The	male	31	Tay	5/10	Farmer		
		Luong Thuy Loan	female	31	Tay	7/10	Farmer		
		Be Tuan Phat	male	6	Tay	1/12	Pupil		
		Be Hong Mo	female	4	Tay		Pupil		
		Be Thi Nhuong	female	70	Tay	2/10	Farmer		
6	Thanh Hao	Lang Van Minh	male	40	Tay	8/10	Farmer		8,000,000
		Luong Thi Ha	female	40	Tay	10/10	Teacher		
		Luong Van Nhat	male	14	Tay	9/12	Pupil		
		Luong Thi Thu	female	10	Tay	4/12	Pupil		
7	Thanh Hao	Be Hong Phong	male		Tay		Farmer		9,000,000
		Nguyen Thi Chi	female	73	Tay		Farmer		
		Be Thi Hop	female	34	Tay	8/10	Farmer		
		Be Thanh Tuyen	female	29	Tay	8/12	Farmer		
8	Thanh Hao	Trinh Thi Lan	female	65	Tay		Farmer		10,000,000
		Be Minh Thuan	male	30	Tay	7/10	Farmer		
		Be Xuan Thanh	male	68	Tay		Farmer		
		Nguyen Thi Theo	female	28	Tay	6/12	Farmer		
		Be Hong Thuy	female	6	Tay	1/12	Pupil		
		Be Minh Thuan	male	4	Tay				
9	Thanh Hao	Be Ngoc Cuong	male	65	Tay	6/10	Farmer		10,000,000
		Nguyen Thi Bien	female	64	Tay	6/10	Farmer		
		Be Duc Trong	male	32	Tay	6/12	Farmer		
		Be Thi Xoan	female	29	Tay	8/12	Farmer		
		Be Duc Chinh	male	24	Tay	5/12	Farmer		
10	Thanh Hao	Ha Do	male	62	Tay		Farmer		10,000,000
		Luong Thi Shao	female	56	Tay		Farmer		
		Ha Van Tu	male	25	Tay	5/12	Farmer		
		Lang Thi Diem	female	25	Tay	5/12	Farmer		
		Ha Van Hung	male	22	Tay	8/12	Farmer		
11	Thanh Hao	Be The Ho	male	27	Tay	12/12	Farmer		7,000,000
		Loc Bich Hiep	female	26	Tay	12/12	Farmer		
12	Thanh Hao	Be Van Dai	male	38	Tay				8,000,000
		Hoang Thi Hoa	female	37	Kinh				
		Be Tu Huynh	male	13	Tay	8/12	Pupil		
		Be Thu Ha	female	10	Tay	6/12	Pupil		
13	Bo Cung	Hoang Van Thanh	male	24	Nung		Farmer		8,000,000
		Hoang Thi Thu	female	20	Nung	7/12	Farmer		
		Hoang Thi Thuy	female	18	Nung		Farmer		
		Hoang Van Thong	male	15	Nung	5/12	Farmer		
14	Bo Cung	Vy Viet Khiu	male	50	Nung	5/10	Farmer		10,000,000
		Ly Thi Huyen	female	50	Nung	7/10	Farmer		
		Ly Thi Hien	female	24	Nung	12/12	Farmer		
		Ly Van Thien	male	19	Nung	10/12	Pupil		
		Ly Thi Quyen	female	14	Nung	8/12	Pupil		

Sr No	Address of Household	Name of Household Member	Sex	Age	Ethnic group	Education	Occupation and source of income	Employment	Estimated total income per year (VND)
		Ly Viet Nang	male	80	Nung		Farmer		
15	Bo Cung	Hoang Van Dim	male	51	Nung	8/10	Farmer		9,000,000
		Chu Thi Tinh	female	50	Kinh	8/10	Farmer		
		Hoang Van Loi	male	22	Nung	5/12	Farmer		
		Hoang Thi Loc	female	19	Nung	10/12	Pupil		
16	Ban Lang	Luong Quang Huan	male	46	Tay		Farmer		9,000,000
		Luong Van Cop	male	12	Tay	5/12	Pupil		
		Luong Van Lop	male	10	Tay	4/12	Pupil		
		Hoang Thi Thanh	female	46	Tay		Farmer		
17	Thanh Hao	Be Van Khoa	male	41	Tay		Farmer		11,000,000
		Hoang Thi Do	female	39	Tay		Farmer		
		Be Thi Thoa	female	21	Tay	10/12	Farmer		
		Be Van Tinh	male	18	Tay	8/12	Farmer		
		Be Van Quang	male	15	Tay	8/12	Farmer		
		Be Thi Bich	female	13	Tay	7/12	Pupil		
18	Thanh Hao	Be Huy Hoang	male	40	Tay	8/10	Farmer		8,000,000
		Hoang Thi La	female	38	Tay	8/10	Farmer		
		Be Thi Thuy	female	15	Tay	9/12	Pupil		
		Be Thi Thuyet	female	12	Tay	7/12	Pupil		
19	Ban Lang	Dinh Van Kiem	male	48	Tay		Farmer		9,000,000
		Ngo Thi Nghi	female	48	Kinh	10/10	Worker		
		Dinh Thi May	female	18	Tay		Pupil		
		Dinh Van Cau	male	16	Tay		Pupil		
		Dinh Van An	male	14	Tay		Pupil		
20	Hoang Van Tan	Hoang Van Tan	male	28	Tay		Farmer		7,000,000
		Be Thi Lan	female	22	Tay		Farmer		
21	Nong Van Thuong	Nong Van Thuong	male	29	Tay		Farmer		7,000,000
		Dinh Thi Binh	female	18	Tay		Farmer		
22	Hoang Moi	Hoang Moi	male	55	Tay		Farmer		6,000,000
<b>9. Trung Quan Commune, Van Lang district</b>									
1	Pa Gieng	Nong Van Hai	Male	45	Tay		Farmer		14,000,000
		Nong Thi Thieu	Female	41	Tay		Farmer		
		Nong Van Minh	Male	26	Tay		Farmer		
		Nong Van Ninh	Male	20	Tay		Farmer		
		Nong Thi Luyen	Female	16	Tay		Pupil		
2	Pa Gieng	Nong Van Kinh	Male	43	Tay		Farmer		13,000,000
		Le Thi Nhau	Female	41	Tay		Farmer		
		Nong Van Hoang	Male	24	Tay		Farmer		
		Nong Ngoc San	Male	22	Tay		Farmer		
		Nguyen Thi	Female	81	Tay		Old		
3	Pa Gieng	Luong Minh Hoan	Male	53	Nung		Farmer		15,000,000
		Luong Thi Xoan	Female	49	Nung		Farmer		
		Luong Van Sap	Male	23	Nung		Farmer		
		Luong Thi Phuong	Female	21	Nung		Farmer		
		Luong Van Hoang	Male	19	Nung	12/12	Pupil		
4	Pa Gieng	Luong Quang Tuong	Male	40	Nung		Farmer		11,000,000
		Nong Thi Bong	Female	38	Tay		Farmer		
		Luong Van Tuan	Male	19	Nung		Farmer		
		Luong Manh Tung	Male	16	Nung		Pupil		
5	Pa Gieng	Nguyen Van Thinh	Male	53	Tay		Farmer		15,000,000
		Nguyen Thi Ly	Female	49	Kinh		Farmer		
		Nguyen Thanh Hai	Male	28	Tay		Farmer		
		Nguyen Van Hiep	Male	25	Tay		Farmer		
		Nguyen Van Hoang	Male	20	Tay		Farmer		
6	Pa Gieng	Nguyen Van Nhum	Male	50	Tay		Farmer		13,000,000
		Hoang Thi Ban	Female	50	Tay		Farmer		
		Nguyen Van Huynh	Male	27	Tay		Farmer		

Sr No	Address of Household	Name of Household Member	Sex	Age	Ethnic group	Education	Occupation and source of income	Employment	Estimated total income per year (VND)
		Nguyen Thi Huong	Female	23	Tay		Farmer		
		Nguyen Thi Ly	Female	19	Tay		Farmer		
7	Pa Gieng	Nguyen Luong Xuan	Male	26	Tay		Farmer		6,000,000
		Hoang Thi Oanh	Female	24	Tay		Farmer		
8	Ban Giang	Truong Kieu Tri	Male	55	Nung		Farmer		10,000,000
		Truong Van Thang	Male	28	Nung		Farmer		
		Truong Thi Huong	Female	24	Nung		Farmer		
		Truong Thi Meo	Female	21	Nung		Farmer		
9	Ban Giang	Dinh Van Nghia	Male	55	Tay		Farmer		8,000,000
		Dang Thi Hien	Female	48	Nung		Farmer		
		Dinh Van Hop	Male	24	Tay		Farmer		
10	Ban Giang	Nong Van Tuyet	Male	45	Tay		Farmer		10,000,000
		Nong Thi Loan	Female	40	Tay		Farmer		
		Nong Tuan Anh	Male	10	Tay		Pupil		
		Nong Thi Kit	Female	67	Tay		Old		
11	Ban Giang	Luong Van Tuong	Male	71	Tay		Old		6,000,000
		Luong Thi Huong	Female	70	Tay		Old		
12	Ban Giang	Luong Van Quyt	Male	75	Tay		Old		13,000,000
		Luong Van Nhin	Male	45	Tay		Farmer		
		Ha Thi Tuyet	Female	40	Nung		Farmer		
		Luong Thi Heo	Female	15	Tay		Pupil		
13	Ban Giang	Luong Van Loi	Male	55	Tay		Farmer		11,000,000
		Dam Thi Mit	Female	53	Tay		Farmer		
		Luong Thi Huyen	Female	24	Tay		Farmer		
		Luong Thi Lua	Female	22	Tay		Farmer		
14	Ban Giang	Luong Quoc Huan	Male	56	Tay		Farmer		23,000,000
		Ha Thi Lan	Female	51	Mong		Farmer		
		Luong Thi Tit	Female	29	Tay		Farmer		
		Luong Thi Tet	Female	26	Tay		Farmer		
		Luong Van Tuan	Male	22	Tay		Farmer		
		Luong Van Phu	Male	18	Tay		Pupil		
		Ha Thi Tu	Female	80	Tay		Old		
15	Ban Giang	Nguyen Dinh Lenh	Male	56	Tay		Farmer		12,000,000
		Phan Thi Hien	Female	50	Kinh		Farmer		
		Nguyen Van Huan	Male	28	Tay		Farmer		
		Nguyen Thi Tho	Female	27	Tay		Farmer		
16	Ban Giang	Ly Viet Quan	Male	46	Nung		Farmer		10,000,000
		Nong Thi Tinh	Female	47	Tay		Farmer		
		Ly Viet Hoang	Male	21	Nung		Farmer		
		Ly Viet Tuan	Male	17	Nung		Pupil		
17	Ban Giang	Nong Long Thinh	Male	38	Tay		Worker		14,000,000
		Nong Thi Loan	Female	38	Tay		Farmer		
		Nong Tuan Viet	Male	16	Tay		Pupil		
		Nong Van Hoa	Male	10	Tay		Pupil		
18	Ban Giang	Nguyen Thi Hop	Female	79	Tay		Old		21,000,000
		Nong Van Hong	Male	46	Tay		Farmer		
		Nong Thi Hue	Female	20	Tay		Farmer		
		Nong Thi Hoan	Female	16	Tay		Pupil		
		Nong Van Toan	Male	14	Tay		Pupil		
		Tran Thi Nguyet	Female	45	Kinh		Farmer		
19	Ban Giang	Ly Viet Khim	Male	60	Nung		Farmer		12,000,000
		Nguyen Tai Cu	Female	56	Tay		Farmer		
		Ly Van Sanh	Male	28	Nung		Farmer		
		Ly Van Su	Male	20	Nung		Farmer		
20	Ban Giang	Dinh Hong Khe	Male	47	Tay		Farmer		14,000,000
		Dinh Thi Huong	Female	47	Tay		Farmer		
		Dinh Hong Nam	Male	22	Tay		Farmer		

Sr No	Address of Household	Name of Household Member	Sex	Age	Ethnic group	Education	Occupation and source of income	Employment	Estimated total income per year (VND)
		Dinh Hong Trieu	Male	20	Tay		Farmer		
21	Ban Giang	Be Thi Bong	Female	41	Tay		Farmer		11,000,000
		Be Van Tuan	Male	39	Tay		Farmer		
		Be Tran The	Male	18	Tay		Pupil		
		Be Thi Nien	Female	15	Tay		Pupil		
22	Ban Giang	Nong Van Thong	Male	36	Nung		Farmer		11,000,000
		Hoang Thi Neng	Female	38	Nung		Farmer		
		Nong Van Thanh	Male	12	Nung		Pupil		
		Nong Van Tu	Male	76	Nung		Old		
23	Ban Giang	Dinh Xuan Mam	Male	68	Tay		Old		16,000,000
		Dinh Thi Phen	Female	69	Tay		Old		
		Dinh Van Phu	Male	39	Tay		Farmer		
		Dam Thi Tet	Female	35	Tay		Farmer		
		Dinh Van Luc	Male	10	Tay		Pupil		
		Dinh Thi Tu	Female	4	Tay		Child		
24	Ban Giang	Nong Thi Tien	Female	38	Tay		Farmer		14,000,000
		Ly Van Ha	Male	40	Nung		Farmer		
		Ly Van Chung	Male	14	Nung		Pupil		
		Ly Van Sin	Male	11	Nung		Pupil		
25	Ban Giang	Be Van Dung	Male	47	Tay		Teacher		11,000,000
		Hoang Thi Ha	Female	47	Tay		Farmer		
		Be Thi Lit	Female	23	Tay		Farmer		
		Be Thi Pit	Female	20	Tay		Farmer		
26	Ban Giang	Luong Van Hoc	Male	39	Nung		Farmer		10,000,000
		Pham Thi Vu	Female	36	Nung		Farmer		
		Luong Van Bin	Male	13	Nung		Pupil		
		Luong Van Hien	Male	9	Nung		Pupil		
27	Na Chong	Nong Van Chuc	Male	60	Nung		Old		12,000,000
		Nong Van Thach	Male	32	Nung		Farmer		
		Nong Van Mim	Male	29	Nung		Farmer		
		Nong Van Duc	Male	26	Nung		Farmer		
28	Na Chong	Be Viet Thanh	Male	50	Tay		Farmer		9,000,000
		Nong Thi Ho	Female	48	Nung		Farmer		
		Be Van Son	Male	26	Tay		Farmer		
29	Na Chong	Dinh Xuan Thap	Male	40	Tay		Worker		6,000,000
		Ma Thi Vy	Female	42	Tay		Worker		
30	Na Chong	Be Viet Thu	Male	49	Tay		Farmer		15,000,000
		Nguyen Thi Xuyen	Female	48	Kinh		Farmer		
		Be Van Diep	Male	21	Tay		Farmer		
		Be Thi Yen	Female	19	Tay		Farmer		
		Be Thi Oanh	Female	17	Tay		Pupil		
31	Na Chong	Luong Thi Luu	Female	39	Nung		Farmer		11,000,000
		Nguyen Van Hai	Male	40	Tay		Farmer		
		Nguyen Van Hinh	Male	13	Tay		Pupil		
		Nguyen Thi Mai Mo	Female	8	Tay		Pupil		
32	Na Chong	Be Van Phao	Male	52	Tay		Farmer		13,000,000
		Doan Thi Len	Female	51	Tay		Farmer		
		Be Thi Chuyen	Female	28	Tay		Farmer		
		Be Thi Hong	Female	21	Tay		Farmer		
33	Na Chong	Be Ngoc Tan	Male	56	Tay		Farmer		13,000,000
		Dinh Thi Hinh	Female	54	Tay		Farmer		
		Be Van Toan	Male	23	Tay		Farmer		
		Be Van Tuyen	Male	21	Tay		Farmer		
34	Na Chong	Nong Van San	Male	56	Nung		Farmer		15,000,000
		Nong Van Siu	Male	28	Nung		Farmer		
		Nong Thi Hoa	Female	55	Nung		Farmer		
		Nong Thi Yen	Female	28	Nung		Farmer		

Sr No	Address of Household	Name of Household Member	Sex	Age	Ethnic group	Education	Occupation and source of income	Employment	Estimated total income per year (VND)
		Nong Van Phong	Male	10	Nung		Pupil		
		Nong Van Ai	Male	78	Nung		Old		
35	Na Chong	Ly Van Do	Male	60	Nung		Old		13,000,000
		Be Thi Hien	Female	56	Nung		Farmer		
		Ly Van Trieu	Male	28	Nung		Farmer		
		Ly Van The	Male	24	Nung		Farmer		
36	Na Chong	Be Van Cap	Male	39	Tay		Farmer		12,000,000
		Be Thi Hieu	Female	37	Tay		Farmer		
		Be Van Huong	Male	9	Tay		Pupil		
		Be Van Hen	Male	4	Tay		Child		
37	Na Chong	Be Van Nhuong	Male	54	Tay		Farmer		11,000,000
		Tran Thi Lai	Female	50	Kinh		Farmer		
		Be Van Duong	Male	24	Tay		Farmer		
		Be Van Ha	Male	20	Tay		Farmer		
<b>10. Tan Viet Commune, Van Lang district</b>									
1	Na kau	Hua Van Thai	male		Nung		Farmer		20,000,000
		Be Thi Phe	female		Nung				
		Hua Van Tung	male		Nung				
		Hua Van Che	male		Nung				
2	Na kau	Nong Van Lang	male		Nung		Farmer		20,000,000
		Nguyen Thi Soi	female		Kinh				
		Nong Thi Tu	male		Nung				
		Nong Thi Kieu	male		Nung				
3	Na kau	Loc Thi Thieu	female		Nung		Farmer		14,000,000
		Ngo Van Thang	male		Nung				
		Ngo Thi Hien	female		Nung				
4	Na kau	Dam Van The	male		Tay		Farmer		30,000,000
		Dinh Thi Tuyet	female		Tay				
		Dam Thi Hon	female		Tay				
		Dam Van Suong	male		Tay				
		Dam Thi Ry	female		Tay				
		Dam Van Chinh	male		Tay				
5	Na kau	Truong Van Khe	male	27	Tay		Farmer		10,000,000
		Dam Thi Trieu	female	72	Tay				
6	Na kau	Dam Van Ngoc	male		Tay		Farmer		20,000,000
		Nong Thi Tao	female		Nung				
		Dam Van Trung	male		Tay				
		Dam Quoc Huy	male		Tay				
7	Na kau	Chu Van The	male		Nung		Teacher		19,000,000
		Ly Thi Chung	female		Nung				
		Chu Thi Phe	female		Nung				
		Chu Van Ket	male		Nung				
8	Na kau	Chu Moi	male		Nung		Pupil		5,000,000
9	Na kau	Chu Van Tung	male		Nung		Farmer		17,000,000
		Ha Thi Khao	female		Tay				
		Chu Thi Pe	female		Nung				
		Chu Van Phao	male		Nung				
10	Na kau	Chu Van Cuong	male		Nung		Farmer		18,000,000
		Ha Thi Lien	female		Tay				
		Chu Van Tien	male		Nung				
		Chu Van Chung	male		Nung				
11	Na kau	Ly Duc Y	male		Tay		Farmer		9,000,000
		Nguyen Thi He	female		Tay				
12	Na kau	Nong Thi Hien	female		Tay		Farmer		20,000,000
		Luong Van Su	male		Tay				
		Luong Van Phe	male		Tay				
		Luong Thi Pit	female		Tay				

Sr No	Address of Household	Name of Household Member	Sex	Age	Ethnic group	Education	Occupation and source of income	Employment	Estimated total income per year (VND)
13	Na kau	Nong Thi La	female		Tay		Farmer		18,000,000
		Hoang Van Quang	male		Tay				
		Hoang Van Phu	male		Tay				
		Hoang Van Be	male		Tay				
14	Na kau	Chu Thai Long	male		Tay		Farmer		18,000,000
		Tran Thi Yen	female		Tay				
		Chu Thai Lenh	male		Tay				
		Chu Thi Muoi	female		Tay				
15	Ban quan	Nong Van Tuan	male		Nung		Farmer		17,000,000
		Vi Thi Lai	female		Tay				
		Nong Thi Tuyen	female		Nung				
		Nong Van Hoang	male		Nung				
16	Ban quan	Hoang Van Duong	male		Tay		Farmer		22,000,000
		Nong Thi Mit	female		Nung				
		Hoang Van Linh	male		Tay				
		Hoang Van Tinh	male		Tay				
17	Ban quan	Nong Van Y	male		Nung		Pupil		19,000,000
		Nong Thi Hai	female		Nung				
		Nong Van Kim	male		Nung				
		Nong Van Slin	male		Nung				
18	Ban quan	Nong Van Thiet	male		Nung		Farmer		18,000,000
		Nong Van Trung	male		Nung				
		Nong Van Duong	male		Nung				
		Nong Van Don	male		Nung				
19	Ban quan	Chu Van Mong	male		Nung		Farmer		19,000,000
		Nong Thi Dien	female		Nung				
		Chu Van Cong	male		Nung				
		Chu Thi Luc	female		Nung				
20	Ban quan	Luong Van Du	male		Tay		Farmer		5,000,000
21	Ban quan	Nong Van Man	male		Tay		Farmer		5,000,000
22	Ban quan	Ma Thi Nim	female		Tay		Farmer		5,000,000
23	Ban quan	Nong Van Sao	male		Nung		Farmer		4,000,000
		Chu Thi Tay	female		Tay				
		Nong Van Hung	male		Nung				
		Nong Van Ha	male		Nung				
24	Ban quan	Nong Thi Yem	female		Nung		Farmer		21,000,000
		Nong Thi Hai	female		Nung				
		Nong Thi Huong	female		Nung				
		Nong Van Ut	male		Nung				
25	Ban quan	Nong Van So	male		Nung		Teacher		20,000,000
		Ha Thi Khun	female		Tay				
		Nong Thi Moi	female		Nung				
26	Ban quan	Nong Thi Mo	female		Nung				
		Nong Van Doi	male		Nung		Pupil		18,000,000
		Nong Van Dai	male		Nung				
		Nong Van Dung	male		Nung				
27	Ban quan	Nong Thi Tit	female		Nung				
		Nong Van Bo	male		Nung		Pupil		20,000,000
		Hoang Thi Yen	female		Tay				
		Nong Van Hung	male		Nung				
28	Ban quan	Nong Van Ngoc	male		Nung				
		Nong Ngoc San	male		Nung		Farmer		20,000,000
		Ha Thi Mot	female		Tay				
		Nong Thi Nai	female		Nung				
29	Ban quan	Nong Thi Vui	female		Nung				
		Ha Van Thai	male		Tay		Farmer		15,000,000



Sr No	Address of Household	Name of Household Member	Sex	Age	Ethnic group	Education	Occupation and source of income	Employment	Estimated total income per year (VND)
		Nong Thi Be	female		Tay				
		Ha Thi Ho	female		Tay				
30	Ban quan	Ha Van Slong	male		Tay		Farmer		5,000,000
31	Ban quan	Nong Van Let	male		Tay		Farmer		10,000,000
		Nguyen Thi Lai	female		Tay				
32	Ban quan	Nong Van Phu	male		Tay		Farmer		18,000,000
		Dam Thi Dai	female		Tay				
		Nong Van Hut	male		Tay				
		Nong Van Lit	male		Tay				
33	Ban quan	Nong Van Tai	male		Nung		Farmer		19,000,000
		Nong Van Toi	male		Nung				
		Nong Van Khuynh	male		Nung				
		Nong Van Dau	male		Nung				
34	Ban quan	Chu Van Hung	male		Tay		Farmer		19,000,000
		Nong Thi Kit	female		Nung				
		Chu Thi De	female		Tay				
		Chu Thi Oanh	female		Tay				
35	Ban quan	Chu Van Thai	male		Tay		Farmer		17,000,000
		Nong Thi Yen	female		Tay				
		Chu Van Dan	male		Tay				
		Chu Van Ren	male		Tay				
36	Ban quan	Nong Van Man	male		Tay		Pupil		19,000,000
		Ha Thi Lien	female		Tay				
		Nong Thi On	female		Tay				
		Nong Van Bon	male		Tay				
37	Ban quan	Nong Van Ngan	male		Tay				20,000,000
		Nguyen Thi Kim	female		Tay				
		Nong Thi Pon	female		Tay				
		Nong Van Pin	male		Tay				
38	Ban quan	Hoang Van Dung	male		Tay		Farmer		20,000,000
		Tran Thi Phuong	female		Tay				
		Hoang Van Hung	male		Tay				
		Hoang Van Tu	male		Tay				
39	Ban quan	Tran Thi Loi	female		Kinh		Farmer		21,000,000
		Hoang Anh Dung	male		Tay				
		Hoang Thi Thuy Lien	female		Tay				
		Hoang Van Phon	male		Tay				
40	Ban quan	Tran Van Trang	male		Tay		Farmer		19,000,000
		Nguyen Thi Mui	female		Tay				
		Tran Van Mit	male		Tay				
		Tran Van Hoa	male		Tay				
<b>11. Hung Viet Commune, Trang Dinh district</b>									
1	Hai khum	Dinh Van Thu	male	45	Tay		Farmer		22,000,000
		Nong Thi Be	female	44	Tay		Farmer		
		Dinh Van Quang	male	20	Tay		Farmer		
		Dinh Van Mit	male	18	Tay		Pupil		
2	Hai khum	Nong Van Tit	male	56	Nung		Farmer		22,000,000
		Nong Thi Ngoc	female	55	Nung		Farmer		
		Nong Van Pin	male	25	Nung		Farmer		
		Nong Thi Met	female	24	Nung		Farmer		
3	Hai khum	Nguyen Van An	male	39	Tay		Farmer		22,000,000
		Nong Thi Hieu	female	39	Nung		Farmer		
		Nguyen Van Ma	male	13	Tay		Pupil		
		Nguyen Van Lin	male	8	Tay		Pupil		
4	Hai khum	Hoang Van Vy	male	78	Tay		Old		22,000,000
		Hoang Van Pao	male	35	Tay		Farmer		
		Hoang Van Lit	male	30	Tay		Farmer		

Sr No	Address of Household	Name of Household Member	Sex	Age	Ethnic group	Education	Occupation and source of income	Employment	Estimated total income per year (VND)
		Hoang Van An	male	29	Tay		Farmer		
5	Hai khum	Dinh Van An	male	55	Tay		Farmer		22,000,000
		Nguyen Thi Lai	female	56	Tay		Farmer		
		Dinh Thi Tao	female	25	Tay		Farmer		
		Dinh Thi Mau	female	21	Tay		Farmer		
6	Hai khum	Doan Van Thang	male	68	Tay		Old		5,500,000
7	Hai khum	Hoang Van Dai	male	54	Tay		Farmer		22,000,000
		Nguyen Thi Loi	female	54	Tay		Farmer		
		Hoang Thi Yen	female	26	Tay		Farmer		
		Hoang Thi Tit	female	24	Tay		Farmer		
8	Hai khum	Doan Van Tich	male	47	Tay		Farmer		22,000,000
		Nguyen Thi Nguoc	female	43	Tay		Farmer		
		Doan Van Hung	male	19	Tay		Farmer		
		Doan Chi Minh	male	17	Tay		Pupil		
9	Hai khum	Nong Van Phan	male	49	Nung		Farmer		22,000,000
		Dam Thi Men	female	40	Tay		Farmer		
		Nong Van Huc	male	12	Nung		Pupil		
		Nong Thi Bong	male	9	Nung		Pupil		
10	Hai khum	Doan Van Chung	male	54	Tay		Farmer		22,000,000
		Ma Thi Men	female	55	Tay		Farmer		
		Doan Van Phu	male	24	Tay		Farmer		
		Doan Van Pao	male	21	Tay		Farmer		
11	Hai khum	Pham Dinh Cau	male	68	Tay		Old		11,000,000
		Tran Thi Ha	female	69	Kinh		Old		
13	Hai khum	Hoang Van Cat	male	38	Tay		Farmer		27,500,000
		Hoang Van Luyen	male	35	Tay		Farmer		
		Hoang Van Mot	male	28	Tay		Farmer		
		Hoang Thi Hen	female	25	Tay		Farmer		
		Nong Thi Hao	female	70	Tay		Old		
14	Hai khum	Doan Van Dung	male	54	Tay		Farmer		22,000,000
		Nong Thi Hoa	female	52	Tay		Farmer		
		Doan Van Cao	male	26	Tay		Farmer		
		Doan Van Dai	male	21	Tay		Farmer		
15	Hai khum	Dinh Van Hoa	male	30	Tay		Farmer		11,000,000
		Ly Thi Loan	female	27	Tay		Farmer		
16	Hai khum	Dinh Van Hon	male	29	Tay		Farmer		16,500,000
		Nong Thi Lim	female	28	Tay		Farmer		
		Dinh Van On	male	2	Tay		Child		
17	Hai khum	Nguyen Van Khoi	male	44	Tay		Farmer		22,000,000
		Tran Thi Hong Ha	female	43	Tay		Farmer		
		Nguyen Thi Hoa	female	16	Tay		Pupil		
		Nguyen Van Phong	male	14	Tay		Pupil		
18	Hai khum	Trinh Van Oai	male	56	Tay		Farmer		22,000,000
		Mong Thi Ma	female	55	Tay		Farmer		
		Trinh Van On	male	25	Tay		Farmer		
		Trinh Van Bo	male	21	Tay		Farmer		
19	Hai khum	Dinh Van Hat	male	40	Tay		Farmer		22,000,000
		Ha Thi Khiet	female	39	Tay		Farmer		
		Dinh Thi Chuyen	female	21	Tay		Farmer		
		Dinh Thi Kinh	female	19	Tay		Farmer		
20	Hai khum	Nguyen Van Thang	male	70	Tay		Old		22,000,000
		Nguyen Van Man	male	30	Tay		Farmer		
		Nguyen Thi Ten	female	26	Tay		Farmer		
		Nguyen Van Dam	male	24	Tay		Farmer		
21	Hai khum	Doan Van Ba	male	68	Tay		Old		5,500,000
22	Hai khum	Dinh Van Bang	male	78	Tay		Old		5,500,000
23	Hai khum	Dinh Van Bien	male	51	Tay		Farmer		22,000,000

Sr No	Address of Household	Name of Household Member	Sex	Age	Ethnic group	Education	Occupation and source of income	Employment	Estimated total income per year (VND)
		Doan Thi Hieu	female	50	Tay		Farmer		
		Dinh Van Mut	male	25	Tay		Farmer		
		Dinh Van Ngo	male	24	Tay		Farmer		
24	Hai khum	Dinh Van Bo	male	47	Tay		Farmer		22,000,000
		Doan Thi Hien	female	47	Tay		Farmer		
		Dinh Van Chung	male	21	Tay		Farmer		
		Dinh Thi Man	female	19	Tay		Farmer		
25	Hai khum	Dinh Van Cuu	male	54	Tay		Farmer		22,000,000
		Luong Thi Dai	female	53	Tay		Farmer		
		Dinh Van Tung	male	26	Tay		Farmer		
		Dinh Van Vinh	male	24	Tay		Farmer		
26	Hai khum	Nguyen Thi Nham	female	70	Tay		Old		33,000,000
		Nong Van Heo	male	35	Nung		Farmer		
		Nong Van Hin	male	30	Nung		Farmer		
		Dam Thi Pit	female	29	Tay		Farmer		
		Nong Van Vui	male	7	Nung		Pupil		
		Nong Van Ve	male	5	Nung		Child		
27	Hai khum	Tran Van Eng	male	81	Tay		Old		5,500,000
28	Hai khum	Doan Van Bao	male	72	Tay		Old		5,500,000
29	Hai khum	Nong Van Quy	male	48	Nung		Farmer		22,000,000
		Nguyen Thi Ha	female	43	Kinh		Farmer		
		Nong Thi Bon	female	18	Nung		Pupil		
		Nong Thi Nga	female	15	Nung		Pupil		
30	Hai khum	Dinh Van Cuong	male	49	Tay		Farmer		22,000,000
		Ha Thi Min	female	49	Tay		Farmer		
		Dinh Van Tuan	male	24	Tay		Farmer		
		Dinh Van Bao	male	22	Tay		Farmer		
31	Hai khum	Dam Van Son	male	41	Tay		Farmer		22,000,000
		Dam Van Chien	male	39	Tay		Farmer		
		Dam Van Sot	male	15	Tay		Pupil		
		Dam Van Thanh	male	13	Tay		Pupil		
32	Hai khum	Nguyen Van Thon	male	43	Tay		Farmer		22,000,000
		Nong Thi Tu	female	40	Nung		Farmer		
		Nguyen Thi Thuy	female	15	Tay		Pupil		
		Nguyen Thi Huong	female	12	Tay		Pupil		
33	Hai khum	Tran Van Binh	male	78	Tay		Old		11,000,000
		Tran Thi Luyen	female	26	Tay		Farmer		
34	Hai khum	Tran Van Cu	male	76	Tay		Old		5,500,000
35	Hai khum	Tran Van Chai	male	51	Tay		Farmer		22,000,000
		Ha Thi Hao	female	50	Tay		Farmer		
		Tran Thi Ly	female	23	Tay		Farmer		
		Tran Thi Tuyet	female	20	Tay		Farmer		
36	Hai khum	Dam Van Thuong	male	44	Tay		Farmer		22,000,000
		Nong Thi Ngo	female	44	Tay		Farmer		
		Dam Van Quyt	male	20	Tay		Farmer		
		Dam Van Vo	male	19	Tay		Farmer		
37	Hai khum	Truong Van Thoi	male	60	Tay		Farmer		5,500,000
38	Hai khum	Nong Van Hon	male	69	Tay		Old		5,500,000
39	Hai khum	Au Van Loi	male	30	Tay		Farmer		11,000,000
		Trieu Thi Loi	female	29	Tay		Farmer		
40	Hai khum	Luong Van Ken	male	57	Tay		Farmer		22,000,000
		Dam Thi Ut	female	54	Tay		Farmer		
		Luong Van Moi	male	26	Tay		Farmer		
		Luong Van Hen	male	25	Tay		Farmer		
41	Hai khum	Phan Van Bao	male	60	Tay		Farmer		22,000,000
		Vi Thi Huyen	female	57	Tay		Farmer		
		Phan Van Dung	male	28	Tay		Farmer		

Sr No	Address of Household	Name of Household Member	Sex	Age	Ethnic group	Education	Occupation and source of income	Employment	Estimated total income per year (VND)
		Phan Van De	male	26	Tay		Farmer		
42	Hai khum	Ha Van Chuc	male	51	Tay		Farmer		22,000,000
		Nguyen Thi Vu	female	52	Tay		Farmer		
		Ha Thi Luyen	female	26	Tay		Farmer		
		Ha Van Mai	male	24	Tay		Farmer		
43	Hai khum	Ha Van Thuong	male	49	Tay		Farmer		22,000,000
		Nong Thi Kim	female	47	Tay		Farmer		
		Ha Van An	male	21	Tay		Farmer		
		Ha Van Anh	male	19	Tay		Farmer		
44	Hai khum	Ha Van Du	male	59	Tay		Farmer		22,000,000
		Nong Thi Long	female	53	Tay		Farmer		
		Ha Thi Met	female	27	Tay		Farmer		
		Ha Thi Loan	female	25	Tay		Farmer		
45	Hai khum	Nong Van Dai	male	43	Nung		Farmer		22,000,000
		Nguyen Thi Be	female	40	Tay		Farmer		
		Nong Van Chien	male	16	Nung		Pupil		
		Nong Van Hung	male	14	Nung		Pupil		
46	Hai khum	Ha Van Kien	male	44	Tay		Farmer		22,000,000
		Nong Thi Vinh	female	44	Nung		Farmer		
		Ha Van Sinh	male	19	Tay		Farmer		
		Ha Van Tinh	male	17	Tay		Pupil		
47	Hai khum	Doan Van Nong	male	45	Tay		Farmer		22,000,000
		Doan Van Ngan	male	45	Tay		Farmer		
		Doan Van Dinh	male	20	Tay		Farmer		
		Doan Van Toan	male	19	Tay		Farmer		
48	Hai khum	Trieu Thi Ngan	female	65	Tay		Farmer		27,500,000
		Doan Van Khoi	male	30	Tay		Farmer		
		Doan Van Hon	male	28	Tay		Farmer		
		Nong Thi Pe	female	27	Nung		Farmer		
		Doan Thi Hin	female	2	Tay		Child		
49	Hai khum	Nong Van Lien	male	50	Nung		Farmer		22,000,000
		Nguyen Kieu Oanh	female	49	Tay		Farmer		
		Nong Van Linh	male	21	Nung		Farmer		
		Nong Van Thang	male	19	Nung		Farmer		
50	Hai khum	Nong Van Lanh	male	54	Nung		Farmer		22,000,000
		Ha Thi Men	female	53	Nung		Farmer		
		Nong Thi Bao	female	25	Nung		Farmer		
		Nong Van Kim	male	23	Nung		Farmer		
<b>12. Khang Chien Commune, Trang Dinh district</b>									
1	Ban Nam	Ly Van Minh	male	43	Nung	4/10	Farmer		23,000,000
		Ly Thi Hang	female	16	Nung	10/12	Pupil		
		Ly Thi Nhung	female	14	Nung	8/12	Pupil		
		Ly Van Kien	male	10	Nung	4/12	Pupil		
2	Ban Nam	Ly Van Ha	male	62	Nung		Farmer		40,000,000
		Nong Thi Tinh	female	57	Tay		Farmer		
		Ly Van Dong	male	30	Nung	7/10	Farmer		
		Ly Van Trien	male	27	Nung	7/10	Farmer		
		Ly Van Trieu	male	23	Nung	12/12	Farmer		
		Ly Van The	male	21	Nung	12/12	Farmer		
		Be Thi Hien	female	27	Nung	8/10	Farmer		
3	Ban Nam	Ly Van Giong	male	60	Nung		Farmer		23,000,000
		Nguyen Tai Cu	female	56	Tay		Farmer		
		Ly Van Sanh	male	27	Nung	5/10	Farmer		
		Ly Van Su	male	21	Nung	12/12	Farmer		
4	Ban Nam	Be Van Du	male	45	Tay	5/10	Farmer		35,000,000
		Doan Thi Mon	female	44	Tay	5/10	Farmer		
		Be Van Duong	male	21	Tay	12/12	Farmer		

Sr No	Address of Household	Name of Household Member	Sex	Age	Ethnic group	Education	Occupation and source of income	Employment	Estimated total income per year (VND)
		Be Van Hoang	male	18	Tay	12/12	Pupil		
		Be Thi Hieu	female	16	Tay	10/12	Pupil		
		Be Van Sau	male	12	Tay	6/12	Pupil		
6	Ban Nam	Be Van Tuyen	male	39	Tay	7/10	Pupil		35,000,000
		Nguyen Thi Dieu	female	39	Tay	7/10	Farmer		
		Be Thi Diep	female	19	Tay	12/12	Farmer		
		Be Thi Lan	female	17	Tay	11/12	Pupil		
		Be Van Hao	male	13	Tay	7/12	Pupil		
		Be Van Lang	male	76	Tay		Farmer		
7	Ban Nam	Be Van Hoan	male	72	Tay		Farmer		17,000,000
		Nong Thi Ky	female	64	Tay		Farmer		
		Be Van Tho	male	27	Tay	6/10	Farmer		
8	Ban Nam	Be Van Tuan	male	31	Tay	5/10	Farmer		23,000,000
		Be Thi Tuyet	female	41	Tay	6/10	Farmer		
		Be Tran The	male	21	Tay	11/12	Farmer		
		Be Thi Nien	female	38	Tay	6/10	Farmer		
9	Ban Nam	Be Van Khoan	male	48	Tay		Farmer		29,000,000
		Nguyen Thi Xuyen	female	47	Tay		Farmer		
		Be Van Diep	male	22	Tay	11/12	Farmer		
		Be Thi Oanh	female	20	Tay	12/12	Farmer		
		Be Thi Yen	female	18	Tay	12/12	Pupil		
10	Ban Nam	Hoang Van Trong	male	62	Tay		Farmer		23,000,000
		Phung Thi Thuy	female	58	Tay		Farmer		
		Hoang Thi Tham	female	27	Tay	7/10	Farmer		
		Hoang Van Thien	male	24	Tay	9/12	Farmer		
11	Ban Nam	Be Van Cuong	male	54	Tay	3/10	Farmer		35,000,000
		Au Thi Tit	female	48	Nung	4/10	Farmer		
		Be Thi Hien	female	21	Tay	12/12	Farmer		
		Be Thi Hoi	female	19	Tay	12/12	Farmer		
		Be Van Ty	male	14	Tay	8/12	Pupil		
		Be Van Dinh	male	87	Tay		Farmer		
12	Ban Nam	Be Thi Phen	female	69	Nung		Farmer		23,000,000
		Nong Van Hanh	male	32	Nung	8/10	Farmer		
		Nong Van Hieu	male	31	Nung	6/10	Farmer		
		Nong Thi Hong	female	29	Nung	6/10	Farmer		
13	Ban Nam	Mong Van Tien	male	38	Nung	5/10	Farmer		23,000,000
		Nguyen Thi Sooi	female	35	Kinh	6/10	Farmer		
		Mong Van Vu	male	12	Nung	6/12	Pupil		
		Mong Van Luc	male	10	Nung	4/12	Pupil		
14	Ban Nam	Be Hung Thien	male	59	Tay		Farmer		29,000,000
		Doan Thi Len	female	56	Tay		Farmer		
		Be Thi Chuyen	female	28	Tay		Farmer		
		Be Thi Ngan	female	23	Tay	12/12	Pupil		
		Be Thi Hong	female	22	Tay	12/12	Pupil		
15	Ban Nam	Be Van Sinh	male	58	Tay		Farmer		17,000,000
		Nguyen Thi Mai	female	49	Kinh		Farmer		
		Be Thi Hien	female	25	Tay	8/12	Farmer		
16	Ban Nam	Nong Thi Bong	female	49	Tay	7/10	Farmer		23,000,000
		Luong Van Bin	male	51	Tay	5/10	Farmer		
		Luong Van Tuan	male	27	Tay	9/12	Farmer		
		Luong Manh Tung	male	24	Tay	9/12	Farmer		
17	Ban Nam	Be Van Minh	male	49	Tay	7/10	Farmer		29,000,000
		Dinh Thi Hinh	female	49	Tay	5/10	Farmer		
		Be Thi Dung	female	24	Tay	12/12	Farmer		
		Be Van Duong	male	21	Tay	12/12	Farmer		
		Be Thi Ly	female	19	Tay	11/12	Pupil		
18	Ban Nam	Dinh Van Tiet	male	48	Tay	4/10	Farmer		23,000,000

Sr No	Address of Household	Name of Household Member	Sex	Age	Ethnic group	Education	Occupation and source of income	Employment	Estimated total income per year (VND)
		Dinh Thi Huong	female	48	Tay	4/10	Farmer		
		Dinh Van Nam	male	23	Tay	10/12	Farmer		
		Dinh Van Trieu	male	21	Tay	10/12	Farmer		
19	Ban Nam	Be Van Do	male	42	Tay		Farmer		29,000,000
		Nguyen Thi Tinh	female	44	Tay		Farmer		
		Be Van Truong	male	20	Tay	12/12	Farmer		
		Be Thi Lien	female	12	Tay	6/12	Pupil		
		Be Cong Thong	male	85	Tay		Farmer		
20	Ban Nam	Be Van Ngay	male	64	Tay		Farmer		23,000,000
		Luong Thi Chim	female	61	Nung		Farmer		
		Be Van Du	male	30	Tay	5/10	Farmer		
		Be Thi Tham	female	25	Tay	9/12	Farmer		
21	Ban Nam	Be Hong Duc	male	43	Tay	5/10	Farmer		35,000,000
		Chu Thi Chuyen	female	42	Tay	6/10	Farmer		
		Be Thi Thung	female	22	Tay	12/12	Farmer		
		Be Thi Ngan	female	17	Tay	11/12	Pupil		
		Be Thi Nga	female	14	Tay	8/12	Pupil		
		Be Van Thang	male	10	Tay	4/12	Pupil		
22	Ban Nam	Be Van Xuyen	male	49	Tay		Farmer		29,000,000
		Bui Thi Truc	female	44	Tay		Farmer		
		Be Van Anh	male	23	Tay	12/12	Farmer		
		Be Van Duong	male	19	Tay	12/12	Farmer		
		Be Van Hinh	male	79	Tay		Farmer		
23	Ban Nam	Bui The Chien	male	37	Kinh		Farmer		17,000,000
		Pham Thi Vu	female	26	Kinh	6/12	Farmer		
		Bui The Nghia	male	11	Kinh	5/12	Pupil		
24	Doong Pan	Nong Van Cang	male	78	Nung		Farmer		35,000,000
		Hoang Thi Heng	female	80	Nung		Farmer		
		Nong Van San	male	50	Nung		Farmer		
		Nong Thi Bien	female	48	Nung		Farmer		
		Nong Thi Thi	female	20	Nung	9/12	Farmer		
		Nong Van Be	male	14	Nung	8/12	Pupil		
25	Ban Trai	Nguyen Thanh Hai	male	9	Tay	3/12	Pupil		29,000,000
		Hoang Thi Ban	female	52	Nung		Farmer		
		Nguyen Van Huynh	male	51	Tay		Farmer		
		Nguyen Thi Hoai	female	23	Tay	11/12	Farmer		
		Nguyen Thi Hiep	female	21	Tay	10/12	Farmer		
26	Doong Pan	Trieu Thi Nuoi	female	18	Nung	12/12	Pupil		17,000,000
		Luong Van Hien	male	55	Nung	4/10	Farmer		
		Luong Van Hien	male	27	Nung	7/10	Farmer		
27	Ban Nam	Hoang Van Muu	male	66	Tay		Farmer		35,000,000
		Hoang Thi Thung	female	49	Tay		Farmer		
		Hoang Thi Khuyen	female	28	Tay	7/10	Farmer		
		Hoang Thi Oanh	female	25	Tay	5/10	Farmer		
		Hoang Thi Hanh	female	23	Tay	11/12	Farmer		
		Hoang Thi Hoai	female	21	Tay	11/12	Farmer		
28	Doong Pan	Luong Van Chai	male	51	Nung		Farmer		29,000,000
		Nguyen Thi Minh Chaf	female	48	Kinh		Farmer		
		Luong Thi Thien	female	23	Nung	9/12	Farmer		
		Luong Thi Nga	female	25	Nung	9/12	Farmer		
		Luong Van Vinh	male	20	Nung	10/12	Farmer		
29	Ban Trai	Nguyen Cong Tien	male	50	Tay		Farmer		23,000,000
		Nguyen Thi Hoa	female	45	Tay		Farmer		
		Nguyen Huu Nam	male	22	Tay	12/12	Farmer		
		Nguyen Thi Mien	female	19	Tay	12/12	Farmer		
30	Ban Duoc	Ha Van Thang	male	49	Nung		Farmer		46,000,000
		Truong Thi Phuong	female	45	Nung		Farmer		

Sr No	Address of Household	Name of Household Member	Sex	Age	Ethnic group	Education	Occupation and source of income	Employment	Estimated total income per year (VND)
		Ha Van Thang	male	25	Nung	9/12	Farmer		
		Ha Van Diep	male	22	Nung	9/12	Farmer		
		Ha Van Dai	male	17	Nung	11/12	Pupil		
		Nguyen Thi Hong	female	23	Nung	12/12	Farmer		
		Ha Khanh Van	male	20	Nung	12/12	Farmer		
		Ha Manh Tuong	male	4	Nung		Child		
31	Ban Duoc	Ha Van Thai	male	40	Nung	6/10	Farmer		23,000,000
		Mo Thi Tet	female	38	Nung	5/10	Farmer		
		Ha Thi Tam	female	10	Nung	4/12	Pupil		
		Ha Thanh Hai	male	8	Nung	2/12	Pupil		
32	Ban Duoc	Le Van Chau	male	60	Nung		Farmer		46,000,000
		Ha Thi Hen	female	61	Nung		Farmer		
		La Van Chuong	male	32	Nung	7/10	Farmer		
		Le Van Quyet	male	30	Nung	7/10	Farmer		
		Le Van Chuyen	male	26	Nung	9/12	Farmer		
		Le Thi Loan	female	21	Nung	11/12	Farmer		
		Hua Thi Thanh	female	26	Nung	9/12	Farmer		
		Hoang Thi Thao	female	26	Nung	9/12	Farmer		
33	Doong Pan	Nong Van Phuong	male	46	Nung		Farmer		23,000,000
		Hoang Thi Hien	female	45	Tay		Farmer		
		Nong Van Thong	male	20	Nung	12/12	Farmer		
		Nong Van Thanh	male	18	Nung	12/12	Pupil		
34	Doong Pan	Nong Van Siu	male	78	Nung		Farmer		35,000,000
		Nong Van Phong	male	48	Nung		Farmer		
		Nong Thi Hoa	female	39	Nung	6/10	Farmer		
		Nong Van Ai	male	16	Nung	10/12	Pupil		
		Nong Thi Yen	female	31	Nung	7/10	Farmer		
		Nong Van Bao	male	7	Nung	1/12	Pupil		
<b>13. Dai Dong Commune, Trang Dinh district</b>									
1	Na Nghieu	Hoang Van Ky	male	57	Tay	7/10	Farmer		18,000,000
		Hoang Van Giong	male	31	Tay	9/10	Farmer		
		Hoang Thi Huong	female	54	Tay	9/10	Farmer		
		Hoang Thi Hien	female	28	Tay	10/12	Farmer		
		Hoang Thi Huong	female	24	Tay	12/12	Farmer		
2	Ban Trang	Hoang Thi Them	male	68	Tay	6/12	Farmer		4,000,000
3	Na Cay	Luong Thi Lien	female	65	Tay	6/12	Farmer		18,000,000
		Luong Thi Van	female	32	Tay	7/10	Farmer		
		Luong Van Cuong	male	30	Tay	4/10	Farmer		
		Luong Thi Huong	female	28	Tay	9/10	Farmer		
		Luong Van Quyet	male	26	Tay	8/10	Farmer		
4	Ban Moi	Huong Van No	male	32	Nung		Farmer		14,000,000
		Tran Thi Len	female	30	Tay		Farmer		
		Huong Van Linh	male	14	Nung	8/12	Pupil		
		Huong Thi Lieu	female	12	Nung	6/12	Pupil		
5	Na Nghieu	Nong Thi Gia	female	70	Nung		Farmer		7,000,000
		Ha Van Thuan	male	42	Nung		Farmer		
6	Doong Khot	Nong Van Nghia	male	79	Nung		Farmer		4,000,000
7	Na Nghieu	Nguyen Van Sinh	male	54	Kinh		Farmer		18,000,000
		Pham Thi Hien	female	48	Tay		Farmer		
		Nguyen Van Huan	male	24	Kinh	8/12	Farmer		
		Pham Thi Tho	female	70	Tay		Farmer		
		Nguyen Van Hanh	male	16	Kinh	10/12	Pupil		
8	Ban Moi	Luong Van Sap	male	53	Nung	7/10	Farmer		18,000,000
		Luong Thi Tho	female	49	Nung	8/10	Farmer		
		Luong Thi Xoan	female	23	Nung	11/12	Farmer		
		Luong Thi Phuong	female	21	Nung	12/12	Farmer		
		Luong Van Hoang	male	19	Nung	12/12	Farmer		

Sr No	Address of Household	Name of Household Member	Sex	Age	Ethnic group	Education	Occupation and source of income	Employment	Estimated total income per year (VND)
9	Na Can	Nguyen Thi Ky	female	49	Tay		Farmer		14,000,000
		Nguyen Van Doan	male	50	Tay		Farmer		
		Nguyen Doan	male	22	Tay	8/12	Farmer		
		Be Thi Na	female	82	Tay		Farmer		
10	Na Can	Nguyen Quoc Van	male	67	Tay		Farmer		32,000,000
		Duong Thi Dien	female	67	Tay		Farmer		
		Nguyen Thi Duyen	female	32	Tay		Farmer		
		Nguyen Van Dat	male	31	Tay		Farmer		
		Nguyen Thi Tham	female	28	Tay		Farmer		
		Nguyen Van Bay	male	25	Tay		Farmer		
		Nguyen Thi Thanh	female	25	Tay		Farmer		
		Nguyen Cam Nhung	female	2	Tay		Child		
11	Na Can	Nguyen Van Hinh	male	55	Tay		Farmer		18,000,000
		Nguyen Thi Quynh	female	55	Kinh		Farmer		
		Nguyen Thi Bay	female	84	Tay		Farmer		
		Nong Thi Hien	female	32	Tay		Farmer		
		Nguyen Thi Hau	female	13	Tay		Pupil		
12	Na Can	Nguyen Van Cam	male	32	Tay		Farmer		11,000,000
		Nguyen Thi Lan	female	31	Tay		Farmer		
		Ngo Thi Mien	female	48	Tay		Farmer		
13	Na Can	Hoang Van Bao	male	49	Tay		Farmer		18,000,000
		Nguyen Thi Nin	female	48	Tay		Farmer		
		Hoang Thi Bich	female	19	Tay		Farmer		
		Hoang Anh Tuan	male	17	Tay		Pupil		
		Hoang Minh Tu	male	15	Tay		Pupil		
14	Na Can	Ma Thi Men	female	69	Tay		Farmer		7,000,000
		Nguyen Van Bang	male	69	Tay		Farmer		
15	Na Can	Nguyen Ngoc Can	male	49	Tay		Farmer		14,000,000
		Trinh Thi Bich	female	47	Kinh		Farmer		
		Nong Thi Thieu	female	77	Tay		Farmer		
		Nguyen Van Dieu	male	23	Tay		Farmer		
		Nguyen Thi Hien	female	18	Tay		Pupil		
16	Na SLang	Ma Thai Loi	male	54	Tay		Farmer		18,000,000
		Hoang Thi Nguyet	female	50	Tay		Farmer		
		Ma Manh Quynh	male	25	Tay		Farmer		
		Ma Thi Hoang Anh	female	22	Tay		Farmer		
		Nong Thi Yen	female	25	Tay		Farmer		
17	Na SLang	Ma Thai Toan	male	55	Tay		Farmer		21,000,000
		Nguyen Thi Thuy	female	52	Tay		Farmer		
		Ma Thai Hanh	male	28	Tay		Farmer		
		Ma Thi Gai	female	29	Tay		Farmer		
		Nong Thi SLao	female	23	Tay		Farmer		
		Ma Thi Hoi	female	30	Tay		Farmer		
18	Na SLang	Ma Thai Huy	male	56	Tay		Farmer		14,000,000
		Nguyen Thi Ha	female	50	Tay		Farmer		
		Ma Thai Anh	male	15	Tay		Pupil		
		Ma Thi Hong Vinh	female	24	Tay		Farmer		
19	Coc Phat	Ma Hong	male	55	Nung		Farmer		18,000,000
		Be Thi Dac	female	54	Nung		Farmer		
		Ma Duc Toan	male	26	Nung		Farmer		
		Ma Duc The	male	24	Nung		Farmer		
		Ma Thi Chuyen	female	28	Nung		Farmer		
20	Na Trai	Duong Trung Thanh	male	50	Tay		Farmer		14,000,000
		Be Thi Day	female	49	Tay		Farmer		
		Duong Khanh Thinh	male	26	Tay		Farmer		
		Duong Khanh Duong	male	24	Tay		Farmer		



Sr No	Address of Household	Name of Household Member	Sex	Age	Ethnic group	Education	Occupation and source of income	Employment	Estimated total income per year (VND)
21	Na Slang	Ma Thai Hoan	male	65	Tay		Farmer		14,000,000
		Hoang Thi Mao	female	54	Tay		Farmer		
		Ma Thai Linh	male	29	Tay		Farmer		
		Nguyen Thi Tham	female	27	Tay		Farmer		
22	Khac Deng	Nong Van Minh	male	34	Tay		Farmer		14,000,000
		Nong Thi Luyen	female	34	Tay		Farmer		
		Nong Thi Nuong	male	12	Tay		Pupil		
		Nong Van Ninh	male	7	Tay		Child		
23	Khac Deng	Nong Van Huu	male	70	Tay		Farmer		25,000,000
		Nguyen Thi Thuy	female	73	Tay		Farmer		
		Nong Van Phong	male	45	Tay		Farmer		
		Nguyen Thi Luyen	female	40	Tay		Farmer		
		Nong Ngoc San	female	14	Tay		Pupil		
		Nong Ha Thi	female	11	Tay		Pupil		
		Nong Hong Que	female	6	Tay		Child		
24	Hang Niu	Le Thi Nhan	female	65	Tay		Farmer		14,000,000
		Hoang Thi Xuan	female	43	Tay		Farmer		
		Hoang Van Thuan	male	29	Tay		Farmer		
		Hoang Thi Nga	female	25	Tay		Farmer		
25	Hang Niu	Hoang Doanh	male	51	Tay		Farmer		14,000,000
		Be Thi Phuong	female	49	Tay		Farmer		
		Hoang Van Hanh	male	22	Tay		Farmer		
		Hoang Van Huu	male	19	Tay		Farmer		
26	Hang Niu	Hoang Van Trong	male	78	Tay		Farmer		21,000,000
		Nong Thi Thi	female	76	Tay		Farmer		
		Hoang Van Hoan	male	48	Tay		Farmer		
		Nguyen Thi Ich	female	45	Tay		Farmer		
		Hoang Van Hai	male	21	Tay		Farmer		
		Hoang Van Minh	male	17	Tay		Pupil		
27	Na Phuc	Hoang Thi Khao	female	51	Tay		Farmer		18,000,000
		Hoang Van Niu	male	51	Tay		Farmer		
		Hoang Van Dai	male	19	Tay		Farmer		
		Hoang Van Doan	male	17	Tay		Pupil		
		Hoang Thi Tinh	female	14	Tay		Pupil		
28	Na Phuc	Ngo Van Ngan	male	23	Tay		Farmer		14,000,000
		Ngo Van Son	male	21	Tay		Farmer		
		Ngo Thi Nham	female	16	Tay		Pupil		
		Hoang Thi Linh	female	47	Tay		Farmer		
29	Na Phuc	Nong Phuc Hoa	male	57	Tay		Farmer		25,000,000
		Hoang Thi Nhu	female	54	Tay		Farmer		
		Nong Van Moi	male	26	Tay		Farmer		
		Nong Van Toi	male	25	Tay		Farmer		
		Nong Thi Hue	female	20	Tay		Farmer		
		Nong Thi Theu	female	22	Tay		Farmer		
		Nguyen Thi Phuc	female	93	Tay		Farmer		
30	Na Phuc	Hoang Thi Tuoi	female	70	Tay		Farmer		11,000,000
		Be Thi Thiet	female	38	Tay		Farmer		
		Be Van Sinh	male	6	Tay		Child		
31	Cap Ke	La Thanh Thoi	male	40	Nung		Farmer		18,000,000
		Nong Thi Huyen	female	38	Tay		Farmer		
		La Thang	male	75	Nung		Farmer		
		La Van Be	male	8	Nung		Pupil		
32	Na Phuc	Nong Thi Nhung	female	60	Nung		Farmer		21,000,000
		Hoang Van Dau	male	55	Tay		Farmer		
		Hoang Thi Nham	female	78	Tay		Farmer		
		Doan Thi Dam	female	50	Tay		Farmer		
		Hoang Van Duong	male	25	Tay		Farmer		

Sr No	Address of Household	Name of Household Member	Sex	Age	Ethnic group	Education	Occupation and source of income	Employment	Estimated total income per year (VND)
		Hoang Van Bé	male	23	Tay		Farmer		
		Hoang Thi Nu	female	20	Tay		Farmer		
33	Na Phuc	Nguyen Quoc Thi	male	72	Tay		Farmer		18,000,000
		Nong Thi Vi	female	68	Tay		Farmer		
		Nguyen Van Tran	male	32	Tay		Farmer		
		Doan Thi Bieu	female	26	Tay		Farmer		
		Nguyen Van Khanh	male	3	Tay		Child		
34	Hang Niu	Nguyen Thi Le	female	30	Tay		Farmer		21,000,000
		La Van Sinh	male	30	Tay		Farmer		
		Nguyen Danh Lam	male	68	Tay		Farmer		
		Be Thi Am	female	65	Tay		Farmer		
		Nguyen Van Be	male	10	Tay		Pupil		
		Nguyen Van Ken	male	8	Tay		Pupil		
35	Na Phuc	Nguyen Van Uoc	male	51	Tay		Farmer		11,000,000
		Hoang Thi Hai	female	45	Tay		Farmer		
		Nguyen Thi Toi	female	16	Tay		Pupil		
36	Na Phuc	Hoang Trong Duong	male	55	Tay		Farmer		32,000,000
		Nong Thi Hinh	female	50	Tay		Farmer		
		Hoang Trong Vinh	male	28	Tay		Farmer		
		Nguyen Thi Duc	female	25	Tay		Farmer		
		Hoang Trong Vien	male	26	Tay		Farmer		
		Hoang Trong Hung	male	24	Tay		Farmer		
		Hoang Trong Hau	male	22	Tay		Farmer		
		Hoang Thi Linh	female	2	Tay		Child		
		Dang Thi Thi	female	20	Nung		Farmer		
37	Na Phuc	Hoang Thi Quai	female	76	Tay		Farmer		7,000,000
		Nguyen Thi Oanh	female	17	Tay		Pupil		
38	Na Phuc	Hoang Van Hai	male	62	Tay		Farmer		28,000,000
		Nguyen Thi Lien	female	58	Tay		Farmer		
		Hoang Ngoc Huan	male	34	Tay		Farmer		
		La Thi Tuyet	female	28	Tay		Farmer		
		Hoang Van Hue	male	32	Tay		Farmer		
		Nong Thi Van	female	26	Tay		Farmer		
		Hoang Thi Thao	female	6	Tay		Child		
		Hoang Thi Thu	female	2	Tay		Child		
39	Na Phuc	Hoang Manh Chinh	male	53	Tay		Farmer		18,000,000
		Nguyen Thi Hoa	female	48	Tay		Farmer		
		Hoang Thi Hien	female	25	Tay		Farmer		
		Hoang Duc Hiep	male	23	Tay		Farmer		
		Hoang Duc Thuan	male	20	Tay		Farmer		
40	Na Phuc	Nguyen Van Trinh	male	37	Tay		Farmer		14,000,000
		Doan Thi Thuy	female	32	Tay		Farmer		
		Nguyen Van Anh	female	10	Tay		Pupil		
		Nguyen Thi Thuy	female	8	Tay		Pupil		
41	Phieng Luong	Nong Van Sang	male	70	Tay		Farmer		21,000,000
		Dam Thi Khue	female	65	Tay		Farmer		
		Nong Van Tinh	male	30	Tay		Farmer		
		Nguyen Thi Tham	female	28	Tay		Farmer		
		Nong Van Can	male	8	Tay		Pupil		
		Nong Van Cat	male	4	Tay		Child		
42	Na Phuc	Hoang Thi Hau	female	30	Tay		Farmer		18,000,000
		Hoang Van Anh	male	60	Tay		Farmer		
		Hoang Thi Giang	female	3	Tay		Child		
		Hoang Van Thong	male	32	Tay		Farmer		
		Hoang Thi Tinh	female	5	Tay		Child		
43	Na Phuc	Nguyen Quoc Loi	male	40	Tay		Farmer		14,000,000
		Duong Thi Sinh	female	35	Tay		Farmer		

Sr No	Address of Household	Name of Household Member	Sex	Age	Ethnic group	Education	Occupation and source of income	Employment	Estimated total income per year (VND)
		Nguyen Thi Son	female	13	Tay		Pupil		
		Nguyen Thi Ty	female	8	Tay		Pupil		
44	Na Phuc	Nguyen Van Tu	male	40	Tay		Farmer		14,000,000
		Dinh Thi Mieu	female	38	Tay		Farmer		
		Nguyen Thi Trang	female	16	Tay		Pupil		
		Nguyen Van Can	male	12	Tay		Pupil		
45	Na Khuat	Nong Thanh Hai	male	46	Tay		Farmer		18,000,000
		Hoang Thi Thanh	female	46	Tay		Farmer		
		Be Thi Men	female	89	Tay		Farmer		
		Hoang Thi Lanh	female	22	Tay		Farmer		
		Hoang Thi Luyen	female	18	Tay		Pupil		
46	Hang Niu	Hoang Van Trong	male	78	Tay		Farmer		21,000,000
		Nong Thi Thi	female	75	Tay		Farmer		
		Hoang Van Hoan	male	48	Tay		Farmer		
		Nong Thi Ich	female	45	Tay		Farmer		
		Hoang Van Hai	male	20	Tay		Farmer		
		Hoang Van Hung	male	17	Tay		Pupil		
47	Hang Niu	Quach Van Nhin	male	50	Muong		Farmer		25,000,000
		Nong Thi Minh	female	45	Tay		Farmer		
		Nong Van Dong	male	35	Tay		Farmer		
		Doan Thi Bich	female	30	Tay		Farmer		
		Nong Van Dau	male	18	Tay		Pupil		
		Nong Thi Be	female	14	Tay		Pupil		
		Nong Thi Ninh	female	5	Tay		Child		
48	Na Khuat	Vu Dinh Thuy	male	55	Kinh		Farmer		21,000,000
		Nong Thi Oanh	female	52	Tay		Farmer		
		Vu Hong Son	male	25	Tay		Farmer		
		Vu Thi Lien	female	23	Nung		Farmer		
		Vu Huy Hoang	female	3	Tay		Child		
		Vu Thi Huong	male	2	Tay		Child		
<b>14. Chi Lang Commune, Trang Dinh district</b>									
1	Keo Quang	Be Van Son	male	36	Tay	6/10	Farmer		6,000,000
		Hoang Thi Ha	female	33	Tay	6/10	Farmer		
		Be Van Tung	male	13	Tay	7/12	Farmer		
		Be Thi Huong	female	9	Tay	4/12	Farmer		
2	Keo Quang	Dang Thi Nguyen	female	66	Kinh		Farmer		12,000,000
		Tran Van Sy	male	36	Kinh	7/10	Farmer		
		Tran Van Dung	male	39	Kinh	12/12	Farmer		
		Tran Tien Hung	male	35	Kinh	12/12	Farmer		
		Tran Thi Nguyet	female	29	Kinh	12/12	Worker		
		Tran Thi Nga	female	27	Kinh	12/12	Farmer		
3	Keo Quang	Luu Van Binh	male	37	Nung	10/10	Farmer		12,000,000
		Nong Thi Oanh	female	27	Nung	7/12	Farmer		
		Luu Ben Ha	male	9	Nung	4/12	Farmer		
		Luu Ben Phuong	female	7	Nung	1/12	Farmer		
		Luu Thanh Phong	male	75	Nung		Farmer		
		Dam Thi Tho	female	72	Nung		Farmer		
4	Keo Quang	Trinh Van San	male	46	Nung	7/10	Farmer		10,000,000
		Trieu Thi Y	female	44	Dao	10/10	Farmer		
		Trinh Thi Thoa	female	21	Nung	12/12	Farmer		
		Trinh Thi Hau	female	20	Nung	12/12	Farmer		
		Trinh Van Huan	male	17	Nung	11/12	Farmer		
5	Keo Quang	Trieu Van Phong	male	48	Dao	10/10	Farmer		12,000,000
		Nong Thi Luu	female	42	Tay	12/12	Farmer		
		Trieu Thi Duyen	female	17	Dao	11/12	Farmer		
		Trieu Thi Quyen	female	21	Dao	9/12	Worker		
		Trieu Van Hoi	male	19	Dao	12/12	Farmer		

Sr No	Address of Household	Name of Household Member	Sex	Age	Ethnic group	Education	Occupation and source of income	Employment	Estimated total income per year (VND)
6	Xe Lan	Dam Minh Tuan	male	66	Nung		Farmer		15,000,000
		Hoang Thi Nhi	female	64	Tay		Farmer		
		Nong Ngoc Anh	female	43	Nung	8/10	Farmer		
		Dam Thi Gai	female	36	Nung	10/10	Farmer		
		Dam Minh Tuong	male	14	Nung	9/12	Farmer		
		Dam Manh Tung	male	12	Nung	8/12	Farmer		
7	Dong Khot	Nong Van Cat	male	45	Tay	8/10	Worker		12,000,000
		Nong Thi Loan	female	40	Tay	10/10	Worker		
		Nong Tuan Anh	male	10	Tay	5/10	Farmer		
		Nong Thi Kit	female	67	Tay		Farmer		
8	Dong Khot	Nong Van Hong	male	55	Tay	9/10	Worker		14,000,000
		Phung Thi Nanh	female	85	Tay		Farmer		
		Be Thi Minh	female	50	Tay	10/10	Worker		
		Nong Thi Phuong	female	43	Tay	10/10	Farmer		
		Nong Thi Nhung	female	23	Tay	10/10	Farmer		
		Nong Thi Tuyet	female	20	Tay	10/10	Student		
		Nong Thi Trang	female	17	Tay	10/10	Farmer		
		Nong Van Hoang	male	14	Tay	8/10	Farmer		
9	Dong Khot	Nong Van Thach	male	60	Tay	10/10	Worker		12,000,000
		Nong Thi Sen	female	70	Tay	7/10	Farmer		
		Nong Van Minh	male	40	Tay	8/10	Farmer		
		Be Thi Thuy	female	39	Tay	7/10	Farmer		
		Nong Van Duc	male	14	Tay	8/10	Farmer		
		Nong Thi Dem	female	12	Tay	6/10	Farmer		
10	Ban Chang	Vuong Van Khoa	male	40	Nung	8/10	Farmer		7,000,000
		Be Thi Quy	female	36	Tay	7/10	Farmer		
		Vuong Thi Nga	female	12	Nung	6/10	Farmer		
		Vuong Thi Ngan	female	14	Nung	7/10	Farmer		
11	Ban Chang	Hoang Van Pin	male	44	Tay	8/10	Farmer		9,000,000
		Nong Thi Thuy	female	42	Tay	7/10	Farmer		
		Nong Thi Lam	female	23	Tay	12/12	Farmer		
		Nong Van Dinh	male	17	Tay	6/12	Farmer		
12	Ban Chang	Nong Thi Tam	female	64	Tay	7/10	Farmer		6,000,000
		Nong Van Huy	male	28	Tay	12/12	Student		
13	Ban Chang	Nong Van Nghiep	male	74	Tay	9/10	Worker		12,000,000
		Nong Thi Yen	female	64	Tay	7/10	Worker		
14	Ban Chang	Chu Van Them	male	35	Nung	8/10	Farmer		8,000,000
		Ly Thi Dung	female	31	Nung	7/10	Farmer		
		Chu Thi Phe	female	71	Nung		Farmer		
		Chu Van Ket	male	10	Nung	4/12	Farmer		
		Chu Van Nghia	male	9	Nung	3/12	Farmer		
15	Ban Chang	Nong Huu Thuong	male	51	Tay	7/10	Farmer		6,500,000
		Be Thi Hien	female	48	Tay	4/10	Farmer		
		Nong Duc Khoi	male	20	Tay	12/12	Farmer		
		Nong Duc Canh	male	22	Tay	12/12	Farmer		
		Nong Duc Khuyen	male	16	Tay	10/12	Farmer		
16	Ban Chang	Hoang Minh Khiem	male	37	Tay	6/10	Farmer		5,000,000
		Phung Thi En	female	35	Nung	7/10	Farmer		
		Hoang Thi Nu	female	13	Tay	8/10	Farmer		
17	Ban Chang	Nong Gia Phu	male	66	Tay		Farmer		4,500,000
		Hoang Thi Hien	female	41	Tay	10/10	Farmer		
		Nong Thi Hao	female	76	Tay		Farmer		
<b>15. Chi Minh Commune, Trang Dinh district</b>									
1	Lung Phay	Nguyen Van Toan	male	32	Nung	6/12	Farmer		22,000,000
		Nong Thi Thu	female	30	Nung	5/12	Farmer		
		Nguyen Van Tuấn	male	6	Nung	1/12	Pupil		

Sr No	Address of Household	Name of Household Member	Sex	Age	Ethnic group	Education	Occupation and source of income	Employment	Estimated total income per year (VND)
		Hoang Thi Diep	female	58	Nung		Farmer		
2	Lung Phay	Nong Van Binh	male	32	Nung	5/12	Farmer		21,000,000
		Tran Thi Ngan	female	31	Nung	3/12	Farmer		
		Nong Thi Sao	female	55	Nung		Farmer		
		Nong Van Tao	male	6	Nung	1/12	Pupil		
3	Lung Phay	Nong Van Sy	male	35	Nung	6/12	Farmer		17,000,000
		Hoang Thi Sam	female	31	Nung	6/12	Farmer		
		Nong Van Sy	male	10	Nung	5/10	Pupil		
4	Lung Phay	Truong Van Hanh	male	44	Nung	4/12	Farmer		22,000,000
		Hoang Thi Ngai	female	40	Nung	2/12	Farmer		
		Truong Thi Thuy	female	20	Nung	9/12	Pupil		
		Hoang Thi Khiên	female	68	Nung		Farmer		
5	Lung Phay	Hong Van Say	male	44	Nung	4/12	Farmer		15,000,000
		Nong Thi Ha	female	42	Nung	4/12	Farmer		
		Hoang Van Chuong	male	14	Nung	9/12	Farmer		
6	Lung Phay	Truong Cong Hoan	male	34	Nung	9/12	ChiminhOffier		16,000,000
		Tran Thi Hiep	female	31	Nung	7/12	Farmer		
		Truong Van Vinh	male	11	Nung	6/12	Pupil		
7	Lung Phay	Vuong Van To	male	44	Nung	9/10	ChiminhOffier		16,000,000
		Trieu Thi Huong	female	44	Nung	9/10	Teacher		
		Vuong Thi Giang	female	15	Nung	10/12	Pupil		
8	Lung Phay	Hoang Van Thao	male	35	Nung	6/10	Farmer		16,000,000
		Nong Thi Nhu	female	34	Nung	5/10	Farmer		
		Hoang Van Thi	male	12	Nung	7/12	Pupil		
9	Lung Phay	Ly Van Bao	male	44	Nung	2/10	Farmer		19,000,000
		Hoang Thi Ken	female	41	Nung	3/10	Farmer		
		Hoang Thi Hong	female	14	Nung	9/12	Pupil		
		Hoang Van Tuoi	male	12	Nung	7/12	Pupil		
10	Lung Phay	Nong Van Ba	male	40	Nung	5/10	Farmer		21,000,000
		Le Thi Loc	female	65	Nung		Farmer		
		Nong Van Cong	male	21	Nung	9/12	Farmer		
		Nong Van Cuong	male	18	Nung	11/12	Pupil		
11	Lung Phay	Nong Van An	male	34	Nung	7/10	Farmer		15,000,000
		Phan Thi Thuong	female	31	Nung	5/10	Farmer		
		Nong Van Kien	male	11	Nung	6/12	Pupil		
12	Lung Phay	Vuong Van Báo	male	36	Nung	6/10	Farmer		20,000,000
		Duong Thi Thanh	female	36	Nung	4/10	Farmer		
		Vuong Thi Mai	female	10	Nung	5/12	Pupil		
		Vuong Van Sao	male	76	Nung		Farmer		
13	Lung Phay	Tran Thi Dinh	female	49	Nung	3/10	Farmer		15,000,000
		Vuong Thi Bich	female	15	Nung	8/12	Pupil		
		Vuong Van Diep	male	12	Nung	6/12	Pupil		
14	Lung Phay	Hoang Van Quynh	male	38	Nung	5/10	Farmer		23,000,000
		Tran Thi Hieu	female	35	Nung	3/10	Farmer		
		Hoang Van Chung	male	7	Nung	2/12	Pupil		
		Nong Thi Lich	female	58	Nung		Farmer		
15	Lung Phay	Hoang Van Tien	male	44	Nung	7/10	ChiminhOffier		20,000,000
		Trieu Thi Vien	female	44	Nung	4/10	Farmer		
		Hoang Thi Hanh	female	11	Nung	5/12	Pupil		
		Hoang Van Thien	male	7	Nung	2/12	Pupil		
16	Lung Phay	Le Trung Bang	male	35	Nung	5/10	Farmer		17,000,000
		Hoang Thi Loan	female	29	Nung	7/10	Farmer		
		Le Thanh Chung	male	10	Nung	5/12	Pupil		
17	Lung Phay	Truong Van Duong	male	34	Nung	7/10	Farmer		20,000,000
		Hoang Thi Hop	female	32	Nung	6/10	Farmer		
		Truong Thi Lap	female	60	Nung		Farmer		
		Truong Van Dung	male	8	Nung	3/12	Pupil		

Sr No	Address of Household	Name of Household Member	Sex	Age	Ethnic group	Education	Occupation and source of income	Employment	Estimated total income per year (VND)
<b>CAO BANG PROVINCE</b>									
<b>16. Duc Xuan Commune, Thach An district</b>									
1	Na Pa	Be Tuong Thi	male	34	Tay		Farmer		4,200,000
		Hoang Thi Thao	female	33	Tay		Farmer		
		Be An Thuyen	male	14	Tay		Pupil		
		Be Thi Thuy	female	11	Tay		Pupil		
2	Na Pa	Chu Thi Ky	female	75	Nung		Farmer		2,300,000
		Ly Van Binh	male	43	Nung		Farmer		
3	Na Pa	Hoang Cao Thang	male	45	Tay		Farmer		4,600,000
		Chu Thi Lan	female	45	Nung		Farmer		
		Hoang Van Hieu	male	22	Tay		Farmer		
		Hoang Thi Hau	female	16	Tay		Pupil		
4	Na Pa	Be Van Dai	male	75	Nung		Farmer		5,280,000
		Nong Thi Chi	female	73	Nung		Farmer		
		Be Van Cong	male	38	Nung		Farmer		
		Be Thi Thuy	female	34	Nung		Farmer		
5	Na Pa	Hoang Van Nha	male	46	Tay		Farmer		4,880,000
		Nong Thi Nhieu	female	80	Tay		Farmer		
		Hoang Van Hung	male	22	Tay		Farmer		
		Nong Thi Ca	female	44	Tay		Farmer		
6	Na Pa	Nong Van Khoan	male	73	Tay		Old, weak		3,720,000
		Nong Thi Miet	female	71	Tay		Old, weak		
		Hoang Van Doanh	male	30	Tay		Farmer		
7	Na Pa	Dinh Van Hung	male	37	Tay		Farmer		6,160,000
		Nong Thi Tuyen	female	35	Tay		Farmer		
		Dinh Van Vi	male	15	Tay		Pupil		
		Dinh Thi Tra My	female	11	Tay		Pupil		
8	Na Pa	Chu Van U	male	39	Tay		Farmer		3,660,000
		Dinh Thi Xuan	female	39	Tay		Farmer		
		Chu Nhu Lan	female	13	Tay		Pupil		
9	Na Pa	Dinh Cong Hoat	male	63	Tay		Farmer		3,960,000
		Dinh Thi Me	female	61	Tay		Farmer		
		Dinh Thi Trieu	female	34	Tay		Farmer		
10	Na Pa	Dinh Van Sat	male	69	Nung		Farmer		3,720,000
		Hoang Thi Noong	female	67	Nung		Farmer		
		Dinh Thi Thu	female	28	Nung		Farmer		
11	Na Pa	Nong Kien Quyet	male	42	Nung		Farmer		3,972,000
		Nong Thi De	female	79	Nung		Old, weak		
		Dam Thi Tam	female	44	Nung		Farmer		
		Nong Thi Bich	female	21	Nung		Pupil		
12	Tuc Nga	Dinh Van Doanh	male	72	Tay		Old, weak		4,600,000
		Dinh Thi Oong	female	74	Tay		Old, weak		
		Dinh Van Hon	male	38	Tay		Farmer		
		Dinh Thi Hanh	female	31	Tay		Farmer		
13	Tuc Nga	Dinh Van Bao	male	34	Tay		Farmer		3,450,000
		Ma Thi Hoi	female	34	Tay		Farmer		
		Dinh Van Than	male	12	Nung		Pupil		
14	Tuc Nga	Nong Van Noong	male	50	Tay		Farmer		5,068,000
		Trieu Thi Men	female	43	Nung		Farmer		
		Nong Thi Hieu	female	21	Tay		Pupil		
		Nong Thi Hung	female	15	Tay		Pupil		
15	Tuc Nga	Dam Van Vinh	male	38	Tay		Farmer		5,300,000
		Ha Thi Hien	female	35	Tay		Farmer		
		Dam Van Tho	male	13	Tay		Pupil		
		Dam Thi Tuyen	female	10	Tay		Pupil		
16	Tuc Nga	Nong Van Cu	female	47	Tay		Farmer		4,068,000
		Nong Thi Hien	female	24	Tay		Farmer		
		Nong Thi Hoi	female	20	Tay		Farmer		

Sr No	Address of Household	Name of Household Member	Sex	Age	Ethnic group	Education	Occupation and source of income	Employment	Estimated total income per year (VND)
17	Tuc Nga	Phan Van Tu	male	52	Nung		Farmer		5,000,000
		Hoang Thi Luyen	female	45	Nung		Farmer		
		Phan Van Long	male	26	Nung		Pupil		
		Phan Van Le	male	24	Nung		Pupil		
18	Na Tuc	Phan Van Bang	male	42	Tay		Farmer		4,880,000
		Nong Thi Tuoi	female	41	Tay		Farmer		
		Phan Thi Le	female	16	Tay		Pupil		
		Phan Van Bot	male	14	Tay		Pupil		
19	Na Tuc	Phan Van Tuan	male	50	Tay		Officer		5,300,000
		Nong Thi Mong	female	46	Tay		Officer		
		Phan Van Hung	male	26	Tay		Pupil		
		Phan Thi Hoai	female	24	Tay		Pupil		
20	Na Tuc	Nong Thi Hoa	male	39	Tay		Farmer		4,062,000
		Vuong Thi Hat	female	39	Tay		Farmer		
		Nong Van Hoang	male	14	Tay		Pupil		
21	Na Tuc	Vi Van Quan	male	62	Tay		Farmer		4,980,000
		Tran Thi Ngu	female	54	Kinh		Farmer		
		Vi Thi Mai	female	18	Tay		Pupil		
		Vi Van Tuan	male	21	Tay		Pupil		
22	Na Pa	Nong Van Khanh	male	47	Tay		Farmer		5,280,000
		Nong Thi Oanh	female	41	Tay		Farmer		
		Nong Thi Thu	female	23	Tay		Farmer		
		Nong Van Thanh	male	19	Tay		Pupil		
23	Na Pa	Nong Van Ban	male	40	Nung		Farmer		7,100,000
		Hoang Thi Na	female	39	Nung		Farmer		
		Nong Van Hung	male	15	Nung		Pupil		
		Nong Thi Ha	female	12	Nung		Pupil		
24	Na Pa	Nong Van Cham	male	38	Tay		Farmer		5,008,000
		Nong Thi Thuy	female	37	Tay		Farmer		
		Dam Thi Miet	female	73	Tay		Old, weak		
		Nong Quoc Dung	male	6	Tay		Pupil		
25	Na Pa	Nong Van Minh	male	41	Tay		Farmer		5,750,000
		Nguyen Thi Lanh	female	38	Nung		Farmer		
		Nong Van Trinh	male	16	Tay		Pupil		
		Nong Thu Hien	female	15	Tay		Pupil		
26	Na Pa	Nong Van Khanh	male	42	Tay		Farmer		4,500,000
		Nong Thi Ngoan	female	41	Tay		Farmer		
		Nong Van Loi	male	17	Tay		Pupil		
		Nong Van Lich	male	13	Tay		Pupil		
27	Na Pa	Nong Van Yen	male	39	Nung		Farmer		4,500,000
		Nong Thi Dao	female	41	Tay		Farmer		
		Nong Van Tuan	male	16	Nung		Pupil		
		Nong Thi Ngan	female	14	Nung		Pupil		
28	Na Pa	Dinh Van Bac	male	46	Nung		Farmer		4,620,000
		Nong Thi Huong	female	43	Nung		Farmer		
		Dinh Ngoc Tinh	male	17	Nung		Pupil		
		Dinh Thi Hai	female	14	Nung		Pupil		
29	Pac Khoang	Ly Van Trong	male	56	Tay		Farmer		4,660,000
		Bui Thi Binh	female	51	Kinh		Farmer		
		Ly Van Viet	male	26	Tay		Farmer		
		Ly Van Long	male	21	Tay		Farmer		
30	Pac Khoang	Dinh Quoc Tuyen	male	42	Nung		Farmer		5,800,000
		Hoang Thi Ha	female	39	Nung		Farmer		
		Dinh Thi Ung	female	20	Nung		Pupil		
		Dinh Van Cuong	male	11	Nung		Pupil		
31	Pac Khoang	Nguyen Van Truc	male	56	Tay		Farmer		5,800,000
		Nguyen Van Linh	male	23	Tay		Farmer		
		Nguyen Thi Huong	female	25	Tay		Farmer		

Sr No	Address of Household	Name of Household Member	Sex	Age	Ethnic group	Education	Occupation and source of income	Employment	Estimated total income per year (VND)
		Nguyen Thi Hong	female	20	Tay		Farmer		
32	Pac Khoang	Chu Van Chai	male	60	Tay		Farmer		7,250,000
		Nong Thi Hoan	female	60	Tay		Farmer		
		Chu Thi Duyen	female	25	Tay		Farmer		
		Chu Thi Dung	female	23	Tay		Farmer		
		Chu Thi Hoai	female	21	Tay		Farmer		
33		Nong Van Phong	male	47	Tay		Farmer		5,800,000
		Hoang Thi Huong	Female	45	Tay		Farmer		
		Ngo Van Hoan	Male	18	Tay		Pupil		
		Ngo Van Hung	Male	15	Tay		Pupil		
34		Dam Van Phuc	male	45	Tay		Farmer		5,800,000
		Hoang Thi Luong	female	41	Tay		farmer		
		Dam Van Tuyen	male	16	Tay		pupil		
		Dam Thi Thom	male	12	Tay		pupil		
35		Nong Trung Ngoc	male	44	Tay		Farmer		7,250,000
		Hoang Thi Hoa	female	41	Tay		farmer		
		Nong Thi Yen	female	21	Tay		pupil		
		Nong Thi Thanh	female	19	Tay		pupil		
		Nong Van Thuan	male	15	Tay		pupil		
36		Chu Van Huan	male	54	Tay		Farmer		7,250,000
		Luong Thi Khang	female	53	Tay		farmer		
		Chu Thi Tim	female	21	Tay		farmer		
		Chu Thi Thim	female	18	Tay		pupil		
		Chu Thi Niu	female	16	Tay		pupil		
<b>17. Dong Khe Commune, Thach An district</b>									
1	Sang Pec	Ly Van Tong	male	43	Nung		Farmer		12,000,000
		Ngo Thi Phuong	female	40	Nung		Farmer		
		Ly Van Khiem	male	20	Nung		Farmer		
		Ly Van Khoi	male	18	Nung		Farmer		
2	Sang Pec	Hoang Van Bo	male	51	Nung		Farmer		6,000,000
		Nong Thi Siet	female	50	Nung		Farmer		
3	Sang Pec	Hoan Van Tien	male	48	Nung		Farmer		12,000,000
		Le Thi Van	female	47	Nung		Farmer		
		Hoan Thi Diep	female	23	Nung		Farmer		
		Hoan Van Duy	male	21	Nung		Farmer		
4	Sang Pec	Đinh Huy Tri	male	61	Nung		Farmer		11,000,000
		Nguyen Thi Huyen	female	56	Nung		Farmer		
		Dinh Tien Quynh	male	31	Nung		Farmer		
		Dinh Thi Tham	female	24	Nung		Farmer		
5	Sang Pec	Đinh Viet Tam	male	32	Nung		Farmer		13,000,000
		Nong Thi Quy	female	30	Nung		Farmer		
		Dinh Thi Huyen	female	10	Nung		Farmer		
		Dinh Thi Be	female	2	Nung		Farmer		
6	Sang Pec	Đam Viet	male	61	Nung		Farmer		14,000,000
		Nong Thi Doi	female	59	Nung		Farmer		
		Dam Thi Ly	female	26	Nung		Farmer		
		Dam Van Dat	male	24	Nung		Farmer		
		Dam Thi Men	female	22	Nung		Farmer		
7	Sang Pec	Hoan Van Toi	male	35	Nung		Farmer		13,000,000
		Tran Thi Tam	female	33	Nung		Farmer		
		Hoan Van Chien	male	10	Nung		Farmer		
		Hoan Thanh Tu	male	8	Nung		Farmer		
8	Sang Pec	Đinh Huy Tro	male	51	Nung		Farmer		12,000,000
		Nong Thi Huyen	female	47	Nung		Farmer		
		Dinh Van Thang	male	23	Nung		Farmer		
		Dinh Thanh Thao	female	21	Nung		Farmer		
9	Sang Pec	Đinh Viet Tri	male	26	Nung		Farmer		8,000,000
		Dang Thi Thieu	female	24	Nung		Farmer		
		Dinh Vang Nguyen	male	4	Nung		Farmer		



Sr No	Address of Household	Name of Household Member	Sex	Age	Ethnic group	Education	Occupation and source of income	Employment	Estimated total income per year (VND)
10	Doong Leng	Dam Vo	male	53	Nung		Farmer		14,000,000
		Nong Thi Duyen	female	51	Nung		Farmer		
		Dam Van Tan	male	22	Nung		Farmer		
		Dam Van Thanh	male	24	Nung		Farmer		
11	Doong Leng	Nong Van Khanh	male	42	Nung		Farmer		9,000,000
		Hoang Thi Bang	female	40	Nung		Farmer		
		Nong Manh Thang	male	17	Nung		Farmer		
		Nong Huu Loi	male	14	Nung		Farmer		
12	Doong Leng	Nong Van Phien	male	46	Nung		Farmer		14,000,000
		Hoang Thi Long	female	46	Mong		Farmer		
		Nong Thi Nga	female	21	Nung		Farmer		
		Nong Thi Nguyet	female	19	Nung		Farmer		
13	Doong Leng	Nong Van Coong	male	51	Nung		Farmer		10,000,000
		Nong Thi Len	female	47	Nung		Farmer		
		Nong Van Ngoc	male	28	Nung		Farmer		
14	Doong Leng	Nong Xuan Chu	female	59	Tay		Farmer		10,000,000
		Hoang Van Minh	male	27	Tay		Farmer		
		Hoang Van Sang	male	25	Tay		Farmer		
15	Doong Leng	Nong Cao Son	male	45	Nung		Farmer		14,000,000
		Hoang Thi Canh	female	43	Tay		Farmer		
		Nong Thi Le	female	24	Nung		Farmer		
		Nong Thi Lien	female	22	Nung		Farmer		
16	Sang Pec	Nong Xuan Chu	male	43	Nung		Farmer		10,000,000
		Ngo Thi Phuong	female	40	Nung		Farmer		
		Nong Van Khiem	male	20	Nung		Farmer		
17	Sang Pec	Nong Hai Duong	male	51	Nung		Farmer		10,000,000
		Nong Thi Siet	female	50	Nung		Farmer		
		Nong Thi Thuong	female	20	Nung		Farmer		
		Nong Thi Thuan	female	18	Nung		Farmer		
18	Sang Pec	Le Van Son	male	48	Nung		Farmer		11,000,000
		Le Thi Van	female	47	Nung		Farmer		
		Le Thi Diep	female	23	Nung		Farmer		
		Le Van Duy	male	21	Nung		Farmer		
19	Sang Pec	Ma Van Duc	male	61	Nung		Farmer		9,000,000
		Nguyen Thi Huyen	female	56	Nung		Farmer		
		Ma Tien Quynh	male	31	Nung		Farmer		
20	Sang Pec	Le Thanh Bon	male	32	Nung		Farmer		14,000,000
		Nong Thi Quy	female	30	Nung		Farmer		
		Le Thi Huyen	female	10	Nung		Farmer		
		Le Thi Be	female	2	Nung		Farmer		
21	Sang Pec	Ly Van Cuong	male	61	Nung		Farmer		13,000,000
		Nong Thi Doi	female	59	Nung		Farmer		
		Ly Thi Ly	female	26	Nung		Farmer		
		Ly Van Dat	male	24	Nung		Farmer		
22	Sang Pec	Nong Van Phuc	male	35	Nung		Farmer		13,000,000
		Tran Thi Tam	female	33	Nung		Farmer		
		Nong Van Chien	male	10	Nung		Farmer		
		Nong Thanh Tu	male	8	Nung		Farmer		
23	Sang Pec	Le Van Dong	male	51	Nung		Farmer		14,000,000
		Nong Thi Huyen	female	47	Nung		Farmer		
		Le Van Thang	male	23	Nung		Farmer		
		Le Thanh Thao	female	21	Nung		Farmer		
24	Sang Pec	Ma Phu	male	26	Nung		Farmer		8,000,000
		Dang Thi Thieu	female	24	Nung		Farmer		
		Ma Vang Nguyen	male	4	Nung		Farmer		
<b>18. Le Lai Commune, Thach An district</b>									
1	Na Ngai	Hua Thi Oanh	female	21	Nung		farmer		6,250,000
		Ly Thi Yen	female	18	Nung		pupil		
		Ly Thi Thanh	female	16	Nung		pupil		

Sr No	Address of Household	Name of Household Member	Sex	Age	Ethnic group	Education	Occupation and source of income	Employment	Estimated total income per year (VND)
		Ly Van Thuan	male	57	Nung		pupil		
2	Na Ngai	Hua Van Dang	male	28	Nung		farmer		3,675,000
		Hoang Thi Khen	female	21	Nung		farmer		
		Hua Van Nam	male	59	Nung		pupil		
3	Na Ngai	Ly Van Hieu	male	55	Nung		farmer		6,170,000
		Hoang Thi Di	female	29	Nung		farmer		
		Ly Thi Hong	female	21	Nung		farmer		
		Ly Thi Hoat	female	1	Nung		pupil		
		Ly Thi Huu	female	46	Nung		pupil		
4	Na Ngai	Hoang Quang Ho	male	17	Nung		farmer		5,016,000
		Hua Thi Dan	female	12	Nung		farmer		
		Nong Vinh Nguyen	male	65	Nung		child		
5	Na Ngai	Nong Duy Hai	male	60	Tay		farmer		6,280,000
		Le Thi Lien	female	39	Tay		farmer		
		Nong Thi Yen	female	34	Tay		farmer		
		Nong Thi Nga	female	6	Tay		pupil		
6	Na Ngai	Hoang Thi Anh	female	38	Tay		farmer		6,110,000
		Truong Van Son	male	54	Tay		farmer		
		Truong Van Nghia	male	7	Tay		farmer		
7	Na Ngai	Hoang Van Bich	male	3	Nung		farmer		7,410,000
		Hoang Thi Thom	female	68	Nung		farmer		
		Hoang Thi Thanh	female	28	Nung		farmer		
		Hoang Thi Thiet	female	25	Nung		farmer		
8	Na Ngai	Hoang Van Can	male	40	Tay		farmer		5,024,000
		Nong Thi Tuyet	female	20	Tay		farmer		
		Hoang Thi Thanh Tuy	female	18	Tay		farmer		
		Hoang Tuan Khai	male	15	Tay		pupil		
9	Na Ngai	Nong Quoc Khanh	male	36	Nung		farmer		5,625,000
		Truong Thi May	female	35	Nung		farmer		
		Nong Van Tuan	male	14	Nung		farmer		
		Be Thi Thu	female	11	Nung		farmer		
10	Na Ngai	Nong Van Ta	male	14	Tay		farmer		6,275,000
		Nong van Cuong	male	12	Tay		farmer		
		Dinh Thi Nhan	female	7	Tay		farmer		
11	Na Ngai	Hoang Thi Phong	female	37	Nung		farmer		3,774,000
		Dinh Van Hoc	male	33	Nung		farmer		
		Dinh Van Truong	male	13	Nung		farmer		
12	Na Ngai	Hua Van Phu	male	11	Nung		farmer		6,270,000
		Dang Thi Kieu	female	51	Nung		farmer		
		Hua Thi Hoai	female	28	Nung		farmer		
		Hua Thi Huong	female	25	Nung		farmer		
13	Na Ngai	Hua Van Tam	male	17	Nung		farmer		5,032,000
		Trieu Thi Thanh	female	47	Nung		farmer		
		Hua Van Tuan	male	79	Nung		pupil		
		Hua Thi Thao	female	79	Nung		pupil		
14	Na Ngai	Hoang Thi Song	female	44	Tay		farmer		6,260,000
		Ngo Thi Ha	female	38	Tay		pupil		
		Ngo Thi Huynh	female	20	Tay		pupil		
		Ngo Thi Mai	female	18	Tay		pupil		
15	Na Ngai	Nong Van Chan	female	13	Tay		teacher		2,500,000
		Nong Trong Thuc	male	37	Tay		pupil		
16	Na Ngai	Hoang Thi Duy	male	33	Tay		farmer		4,944,000
		Hong Thi Hao	female	73	Tay		farmer		
		Hoang Van Vinh	male	12	Tay		farmer		
		Hoang Thi Thuy	female	3	Tay		farmer		
17	Na Ngai	Nong Van Dung	male	37	Nung		farmer		7,524,000
		Nong Van Hop	male	71	Nung		farmer		
		Nong Thi Ha	female	32	Nung		farmer		
		Nong Van Hao	male	35	Nung		farmer		

Sr No	Address of Household	Name of Household Member	Sex	Age	Ethnic group	Education	Occupation and source of income	Employment	Estimated total income per year (VND)
18	Na Ngai	Nong Thi Huong	female	44	Nung		farmer		10,125,000
		Dinh Cong Phan	male	41	Nung		farmer		
		Dinh Thi Hong	female	18	Nung		farmer		
19	Na Ngai	Hoang Van Mong	male	12	Nung		farmer		6,250,000
		Nong Thi Thoa	female	49	Nung		farmer		
		Hoang Thi Phuong	female	50	Nung		farmer		
		Hoang Thi Chang	female	20	Nung		farmer		
20	Na Ngai	Hoang Van Ngoc	male	79	Nung		farmer		5,760,000
		Nong Thi Chu	female	41	Nung		farmer		
		Hoang Thi Cuoi	female	8	Nung		farmer		
		Hoang Thi Tham	female	40	Nung		pupil		
21	Na Danh	Hoang Van Con	male	87	Tay		farmer		5,630,000
		Loc Thi Van	female	81	Tay		farmer		
		Hoang Thi Thuy	female	16	Tay		farmer		
		Dinh Van Thoai	male	14	Tay		farmer		
22	Na Danh	Hoang Van Luc	male	53	Tay		farmer		4,848,000
		Le Thi Huyen	female	28	Tay		farmer		
		Hoang Van Vien	male	19	Tay		farmer		
23	Na Danh	Hoang Cao Quang	male	72	Tay		farmer		6,280,000
		Ngo Thi Hoai	female	68	Tay		farmer		
		Hoang Van Hoa	male	17	Tay		farmer		
24	Na Danh	Ly Van Vien	male	28	Tay		farmer		2,512,000
		Ly Van Ty	male	10	Tay		farmer		
25	Na Danh	Dinh Thi Man	male	37	Tay		farmer		7,536,000
		Dinh Thi Bao	female	72	Tay		farmer		
		Dinh Van Nhiem	male	29	Tay		farmer		
26	Na Danh	Nong Cong Hong	male	21	Tay		farmer		6,170,000
		Ma Thi Tien	female	19	Tay		farmer		
		Nong Van Huan	male	15	Tay		farmer		
		Nong Thi Hop	female	54	Tay		pupil		
27	Na Danh	Nong Van Huong	male	21	Tay		farmer		5,024,000
		Hoang Thi Thoa	female	46	Tay		farmer		
		Nong Thi Bien	female	46	Tay		pupil		
		Nong Thi bang	female	22	Tay		pupil		
28	Na Danh	Nong Van Cuong	male	20	Tay		farmer		3,768,000
		Ma Thi Ngoi	female	17	Tay		farmer		
		Nong Van Ngoc	male	16	Tay		pupil		
29	Na Danh	Nong Thi Hien	female	33	Nung		farmer		6,275,000
		Hoang Thi Thang	female	64	Nung		farmer		
		Hoang Thi Ha	female	28	Nung		farmer		
		Hoang Thi Nha	female	3	Nung		farmer		
30		Nong Thi Dong	female	49	Nung		farmer		6,250,000
		Ly Thi Yen	female	21	Nung		pupil		
		Ly Thi Thanh	female	18	Nung		pupil		
		Ly Van Thuan	male	16	Nung		pupil		
31		Hoang Thi Lien	male	57	Nung		farmer		3,675,000
		Hoang Thi Khen	female	28	Nung		farmer		
		Hoang Van Nam	male	21	Nung		pupil		
32		Ly Van Po	male	20	Nung		farmer		6,170,000
		Hoang Thi Di	female	2	Nung		farmer		
		Hoang Thi Hong	female	59	Nung		farmer		
		Ly Thi Hoat	female	55	Nung		pupil		
33		Truong Van Thoi	male	26	Nung		farmer		5,016,000
		Hua Thi Dan	female	1	Nung		farmer		
		Nong Thi Minh	female	46	Nung		farmer		
		Truong Vinh Nguyen	male	45	Nung		child		
34		Dinh Van Toan	male	17	Tay		farmer		6,280,000
		Le Thi Lien	female	12	Tay		farmer		

Sr No	Address of Household	Name of Household Member	Sex	Age	Ethnic group	Education	Occupation and source of income	Employment	Estimated total income per year (VND)
		Dinh Thi Yen	female	35	Tay		farmer		
		Dinh Thi Nga	female	70	Tay		pupil		
35		Hoang Van Hai	male	34	Tay		farmer		6,110,000
		Hoang Van Son	male	6	Tay		farmer		
		Hoang Van Nghia	male	30	Tay		farmer		
		Hoang Thi Bach	female	38	Tay		farmer		
36		Dinh Van Khoa	male	7	Nung		farmer		7,410,000
		Hoang Thi Thom	female	3	Nung		farmer		
		Dinh Thi Thanh	female	68	Nung		farmer		
		Dinh Thi Thiet	female	28	Nung		farmer		
37		Hoang Minh Dong	male	40	Tay		farmer		5,024,000
		Nong Thi Tuyet	female	20	Tay		farmer		
		Hoang Thi Thanh Tuyet	female	18	Tay		farmer		
		Hoang Tuan Khai	male	15	Tay		pupil		
38		Nong Van Canh	male	36	Nung		farmer		5,625,000
		Truong Thi May	female	35	Nung		farmer		
		Nong Van Tuan	male	14	Nung		farmer		
		Nong Thi Thu	female	11	Nung		farmer		
39		Dinh Van Chien	male	33	Tay		farmer		6,275,000
		Dinh Van Cuong	male	14	Tay		farmer		
		Dinh Thi Nhan	female	12	Tay		farmer		
		Dinh Hai Duyen	male	7	Tay		pupil		
		Dinh Duc Luong	male	45	Tay		child		
40		Nong Van Xanh	male	21	Nung		farmer		3,774,000
		Nong Van Hoc	male	37	Nung		farmer		
		Nong Van Truong	male	33	Nung		farmer		
41		Nong Dinh Thu	male	13	Nung		farmer		6,270,000
		Dang Thi Kieu	female	11	Nung		farmer		
		Nong Thi Hoai	female	51	Nung		farmer		
		Nong Thi Huong	female	28	Nung		farmer		
42		Hoang Van Tuyen	male	23	Nung		farmer		5,032,000
		Trieu Thi Thanh	female	17	Nung		farmer		
		Hoang Van Tuan	male	47	Nung		pupil		
		Hoang Thi Thao	female	45	Nung		pupil		
43		Dinh Van Duc	male	21	Tay		farmer		6,260,000
		Ngo Thi Thuan	female	19	Kinh		farmer		
		Dinh Thi Ha	female	16	Tay		pupil		
		Dinh Thi Huynh	female	13	Tay		pupil		
44		Dinh Thi Duyen	female	44	Tay		teacher		2,500,000
		Nong Trong Thuc	male	20	Tay		pupil		
45		Hoang Van Thang	male	18	Tay		farmer		4,944,000
		Nong Thi Hao	female	13	Tay		farmer		
		Hoang Van Vinh	male	37	Tay		farmer		
		Hoang Thi Thuy	female	33	Tay		farmer		
46		Hoang Van Thanh	male	73	Nung		farmer		7,524,000
		Hoang Van Hop	male	12	Nung		farmer		
		Hoang Thi Ha	female	3	Nung		farmer		
		Hoang Van Hao	male	37	Nung		farmer		
47		Nong Van Hieu	male	32	Nung		farmer		10,125,000
		Hoang Thi Ha	female	35	Nung		farmer		
		Nong Thi Bao	female	44	Nung		farmer		
		Nong Van Chuong	male	41	Nung		farmer		
48		Hoang Thi Yen	female	20	Nung		farmer		6,250,000
		Hoang Thi Phuong	female	18	Nung		farmer		
		Hoang Thi Chang	female	79	Nung		farmer		
		Hoang Van Tho	male	41	Nung		pupil		
49		Hoang Van Nham	male	8	Nung		farmer		5,760,000
		Nong Thi Chu	female	40	Nung		farmer		
		Hoang Thi Cuoi	female	40	Nung		farmer		

Sr No	Address of Household	Name of Household Member	Sex	Age	Ethnic group	Education	Occupation and source of income	Employment	Estimated total income per year (VND)
		Hoang Thi Tham	female	87	Nung		pupil		
50		Ly Van Phong	male	16	Tay		farmer		5,630,000
		Loc Thi Van	female	14	Tay		farmer		
		Ly Thi Thuy	female	58	Tay		farmer		
		Ly Van Thoai	male	53	Tay		farmer		
51		Hoang Van Tien	male	28	Tay		farmer		4,848,000
		Le Thi Huyen	female	19	Tay		farmer		
		Hoang Van Vien	male	17	Tay		farmer		
		Hoang Van Pho	male	12	Tay		farmer		
52		Hoang Thi Ngam	female	49	Tay		farmer		6,280,000
		Ngo Van Hoa	male	20	Tay		farmer		
		Ngo Van Tung	male	18	Tay		farmer		
		Truong Thi Sen	female	79	Tay		Old, weak		
53		Nong Van Truong	male	41	Tay		farmer		2,512,000
		Nong Van Ty	male	8	Tay		farmer		
54		Nong Van Tuong	male	40	Tay		farmer		7,536,000
		Dinh Thi Bao	female	40	Tay		farmer		
		Nong Van Nhiem	male	87	Tay		farmer		
		Nong Thi Moi	female	81	Tay		farmer		
55		Nong Van Lap	male	58	Tay		farmer		6,170,000
		Ma Thi Tien	female	53	Tay		farmer		
		Nong Van Huan	male	28	Tay		farmer		
		Nong Thi Hop	female	19	Tay		pupil		
<b>19. Thuy Hung Commune, Thach An district</b>									
1	Thon Ban Neng	Dinh Van Bao	Male	37	Tay		Farmer		17,000,000
	Thon Ban Neng	Tong Thi Thom	Female	38	Nung		Farmer		
	Thon Ban Neng	Dinh Van Quy	Male	13	Tay		Farmer		
	Thon Ban Neng	Dinh Van Quyen	Male	11	Tay		Farmer		
	Thon Ban Neng	Dinh Thi Quyen	Female	8	Tay		Farmer		
2	Thon Ban Neng	Hoang Thi Khen	Female	57	Nung		Farmer		6,000,000
	Thon Ban Neng	Hoang Van Manh	Male	19	Nung		Farmer		
3	Thon Ban Neng	Ngac Van Trong	Male	34	Nung		Farmer		17,000,000
	Thon Ban Neng	Hoang Thi Oanh	Female	30	Nung		Farmer		
	Thon Ban Neng	Ngac Thi Truyen	Female	14	Nung		Farmer		
	Thon Ban Neng	Ngac Thi Mien	Female	11	Nung		Farmer		
	Thon Ban Neng	Ngac Thi Nhi	Female	8	Nung		Farmer		
4	Thon Ban Neng	Dam Van Thang	Male	49			Farmer		5,000,000
5	Thon Ban Neng	Ngac Van Dung	Male	50			Farmer		8,000,000
6	Thon Ban Neng	Trieu Van Nam	Male	43	Nung		Farmer		15,000,000
	Thon Ban Neng	Ngac Thi Tuyet	Female	43	Nung		Farmer		
	Thon Ban Neng	Trieu Phi Khanh	Male	21	Nung		Farmer		
	Thon Ban Neng	Trieu Thi Bien	Female	12	Nung		Farmer		
7	Thon Ban Neng	Mong Van Doan	Male	33	Nung		Farmer		20,000,000
	Thon Ban Neng	Ha Thi Hang	Female	30	Nung		Farmer		
	Thon Ban Neng	Mong Thi Truyen	Female	10	Nung		Farmer		
	Thon Ban Neng	Mong Van Nghiep	Male	9	Nung		Farmer		
	Thon Ban Neng	Mong Van Dan	Male	76	Nung		Farmer		
	Thon Ban Neng	Ngac Thi May	Female	75	Nung		Farmer		
8	Thon Ban Neng	Ngac Van Ly	Male	48	Nung		Farmer		16,000,000
	Thon Ban Neng	Luc Thi Toi	Female	47	Nung		Farmer		
	Thon Ban Neng	Ngac Thi Luan	Female	21	Nung		Farmer		
	Thon Ban Neng	Ngac Thi Le	Female	17	Nung		Farmer		
	Thon Ban Neng	Ngac Thi Thao	Female	15	Nung		Farmer		
9	Thon Ban Neng	Ngac Van Hien	Male	48	Nung		Farmer		7,000,000
	Thon Ban Neng	Ngac Van Dung	Male	16	Nung		Farmer		
10	Thon Ban Neng	Ly Van Canh	Male	40			Farmer		8,000,000
11	Thon Ban Neng	Ngac Van Phang	Male	39			Farmer		5,000,000
12	Thon Ban Neng	Ly Van Hoa	Male	71	Nung		Farmer		11,000,000
	Thon Ban Neng	Ly Van Thai	Male	37	Nung		Farmer		

Sr No	Address of Household	Name of Household Member	Sex	Age	Ethnic group	Education	Occupation and source of income	Employment	Estimated total income per year (VND)
	Thon Ban Neng	Nong Thi Hien	Female	28	Nung		Farmer		
13	Thon Ban Neng	Mong Van Huong	Male	36	Nung		Farmer		15,000,000
	Thon Ban Neng	Le Thi Hien	Female	36	Nung		Farmer		
	Thon Ban Neng	Mong Thi Hau	Female	14	Nung		Farmer		
	Thon Ban Neng	Mong Thi Hinh	Female	12	Nung		Farmer		
14	Thon Ban Neng	Phung Van Thang	Male	47	Nung		Farmer		16,000,000
	Thon Ban Neng	Ly Thi Lien	Female	47	Nung		Farmer		
	Thon Ban Neng	Phung Thi Duyen	Female	19	Nung		Farmer		
	Thon Ban Neng	Phung Van Huy	Male	22	Nung		Farmer		
	Thon Ban Neng	Phung Van Dinh	Male	17	Nung		Farmer		
15	Thon Ban Neng	Ngac Le Thang		2005			Pupil		5,000,000
16	Thon Ban Neng	Mong Van Sung	Male	63			Farmer		22,000,000
	Thon Ban Neng	Luong Thi Phan	Female	64			Farmer		
	Thon Ban Neng	Mong Van Vinh	Male	33			Farmer		
	Thon Ban Neng	Ha Thi Tuyen	Female	30			Farmer		
	Thon Ban Neng	Mong Van Thuyen	Male	24			Farmer		
	Thon Ban Neng	Mong Van Nung	Male	9			Farmer		
	Thon Ban Neng	Mong Van Kha	Male	7			Farmer		
17	Thon Ban Neng	Mong Van Tuan		2005			Pupil		6,000,000
18	Thon Ban Neng	Ha Thanh Son	Male	53			Farmer		10,000,000
	Thon Ban Neng	Nong Thi Song	Female	62			Farmer		
	Thon Ban Neng	Ha Thi Lac	Female	20			Farmer		
19	Thon Ban Neng	Dinh Chi Dong		2005			Pupil		7,000,000
20	Thon Ban Neng	Ha Van Tien		2005			Pupil		8,000,000
21	Thon Ban Neng	Ha Nhu Khang	Male	58	Nung		Farmer		6,000,000
	Thon Ban Neng	Ha Van Thieng	Male	27	Nung		Farmer		
22	Thon Ban Neng	Ha Van Chan	Male	65	Nung		Farmer		26,000,000
	Thon Ban Neng	Phung Van Dinh	Male	63	Nung		Farmer		
	Thon Ban Neng	Ha Van Dai	Male	29	Nung		Farmer		
	Thon Ban Neng	Ha Van Khoi	Male	26	Nung		Farmer		
	Thon Ban Neng	Ha Thi Hue	Female	39	Nung		Farmer		
	Thon Ban Neng	Ha Thi Xuan	Female	22	Nung		Farmer		
	Thon Ban Neng	Dam Thi Hoa	Female	28	Nung		Farmer		
23	Thon Ban Neng	Ha Van Chung	Male	67	Nung		Retied		13,000,000
	Thon Ban Neng	Mung Thi Ruoi	Female	65	Nung		Farmer		
	Thon Ban Neng	Ha Ngoc Giap	Male	25	Nung		Farmer		
	Thon Ban Neng	Ha Thi La	Female	23	Nung		Farmer		
24	Thon Ban Neng	Ha Van Ngan	Male	54	Nung		Farmer		35,000,000
	Thon Ban Neng	Ngac Thi Suong	Female	52	Nung		Farmer		
	Thon Ban Neng	Ha Van Be	Male	28	Nung		Farmer		
	Thon Ban Neng	Ha Thi Boi	Female	25	Nung		Farmer		
	Thon Ban Neng	Ha Van Truong	Male	22	Nung		Farmer		
	Thon Ban Neng	Ha Van Chinh	Male	18	Nung		Farmer		
	Thon Ban Neng	Ha Van Chinh	Male	16	Nung		Farmer		
	Thon Ban Neng	Ha Van Pinh	Male	81	Nung		Farmer		
	Thon Ban Neng	Luong Thi Dao	Female	23	Nung		Farmer		
	Thon Ban Neng	Ha Thi Tham	Female	4	Nung		Farmer		
	Thon Ban Neng	Ha Thi Tinh	Female	3	Nung		Farmer		
25	Thon Ban Neng	Ly Van Phong	Male	51	Nung		Farmer		21,000,000
	Thon Ban Neng	Ha Thi Dam	Female	50	Nung		Farmer		
	Thon Ban Neng	Ly Van Ngo	Male	23	Nung		Farmer		
	Thon Ban Neng	Ly Van Diep	Male	22	Nung		Farmer		
	Thon Ban Neng	Ly Thi Bau	Female	19	Nung		Farmer		
	Thon Ban Neng	Ly Thi Bay	Female	12	Nung		Farmer		
26	Thon Ban Neng	Dam Van Truong	Male	45	Nung		Farmer		25,000,000
	Thon Ban Neng	Hoang Thi Ken	Female	79	Nung		Farmer		
	Thon Ban Neng	Dang Thi Cam	Female	45	Nung		Farmer		
	Thon Ban Neng	Dam Van Kep	Male	23	Nung		Farmer		
	Thon Ban Neng	Dam Van Dy	Male	20	Nung		Farmer		

Sr No	Address of Household	Name of Household Member	Sex	Age	Ethnic group	Education	Occupation and source of income	Employment	Estimated total income per year (VND)
	Thon Ban Neng	Dam Van Bang	Male	18	Nung		Farmer		
	Thon Ban Neng	Dam Thi Bien	Female	16	Nung		Farmer		
27	Thon Ka Lieng	Hoang Van An	Male	51	Mong		Retied		27,000,000
	Thon Ka Lieng	Duong Thi Roong	Female	47	Mong		Retied		
	Thon Ka Lieng	Hoang Van Dai	Male	26	Mong		Farmer		
	Thon Ka Lieng	Hoang Van Tuong	Male	21	Mong		Farmer		
	Thon Ka Lieng	Hoang Thi Bien	Female	19	Mong		Farmer		
	Thon Ka Lieng	Tai Thi Loi	Female	26	Mong		Farmer		
	Thon Ka Lieng	Hoang Thi Cuc Huong	Female	6	Mong		Farmer		
28	Thon Ka Lieng	Hoang Thi Den	Female	59	Nung		Retied		18,000,000
	Thon Ka Lieng	Ha Van Duc	Male	30	Mong		Farmer		
	Thon Ka Lieng	Duong Thi Hoa	Female	28	Mong		Farmer		
	Thon Ka Lieng	Ha Thi Bich	Female	19	Mong		Farmer		
	Thon Ka Lieng	Ha Van Chuyen	Male	5	Mong		Farmer		
	Thon Ka Lieng	Ha Van Ngoc	Male	4	Mong		Farmer		
<b>20. My Hung Commune, Phuc Hoa district</b>									
1	Xom Tuc My	Dam Van Binh	Male	55	Tay		Farmer		18,000,000
		Dinh Thi Ben	Female	50	Tay		Farmer		
		Dam Thi Mai	Female	20	Tay		Pupil		
		Dam Van Bieu	Male	25	Tay		Farmer		
		Dam Thi Vien	Female	71	Tay		Farmer		
2		Hoang Van Bao	Male	55	Nung		Farmer		10,000,000
		Luc Thi Luyen	Female	55	Nung		Farmer		
		Hoang Van Tuyen	Male	30	Nung		Farmer		
3		Dam Thi Ben	Female	68	Tay		Farmer		7,000,000
		Dam Van Quang	Male	27	Tay		Farmer		
4		Dinh Quang Binh	Male	66	Tay		Farmer		10,000,000
		Dang Thi Hien	Female	53	Nung		Farmer		
		Dinh Van Hop	Male	23	Tay		Farmer		
5		Dam Van Bong	Male	50	Tay		Farmer		18,000,000
		Dinh Thi Tuyet	Female	49	Tay		Farmer		
		Dam Thi Hon	Female	25	Tay		Farmer		
		Dam Van Suong	Male	17	Tay		Pupil		
		Dam Thi Ry	Female	15	Tay		Pupil		
6		Dam Ngoc Bo	Male	61	Tay		Retied		16,000,000
		Dinh Thi Len	Female	49	Tay		Farmer		
		Dam Van Tuan	Male	23	Tay		Farmer		
		Dam Van Toan	Male	22	Tay		Farmer		
7		Dam Van Chuyen	Male	32	Tay		Farmer		16,000,000
		Dinh Thi Huyen	Female	29	Tay		Farmer		
		Dam Thi Diem	Female	11	Tay		Pupil		
		Dam Thi Be	Female	6	Tay		Pupil		
8		Ma Dam Chinh	Male	41	Tay		Farmer		14,000,000
		Nong thi Mien	Female	43	Nung		Farmer		
		Ma Van Lac	Male	13	Tay		Pupil		
		Dam Thi Cap	Female	67	Tay		Farmer		
9		Ngo Van Cuong	Male	38	Nung		Farmer		10,000,000
		Lieu Thi Dan	Female	34	Nung		Farmer		
		Ngo Van Luan	Male	9	Nung		Pupil		
10		Dinh Van Cuong	Male	39	Tay		Farmer		14,000,000
		Nong Thi Bich	Female	37	Nung		Farmer		
		Dinh Van Cu	Male	12	Tay		Pupil		
		Dinh Thi Be	Female	8	Nung		Pupil		
11		Hoang Van Canh	Male	44	Nung		Farmer		17,000,000
		Nguyen Thi Loan	Female	43	Kinh		Farmer		
		Hoang Van Thuc	Male	21	Nung		Farmer		
		Hoang Van Thong	Male	18	Nung		Pupil		
		Hoang Thi Yen	Female	16	Nung		Pupil		
12		Dinh Van Can	Male	50	Tay		Farmer		16,000,000

Sr No	Address of Household	Name of Household Member	Sex	Age	Ethnic group	Education	Occupation and source of income	Employment	Estimated total income per year (VND)
		Dinh Thi Cau	Female	45	Tay		Farmer		
		Dinh Van Duc	Male	20	Tay		Farmer		
		Dinh Thi Thanh	Female	22	Tay		Pupil		
		Dinh Van Dong	Male	18	Tay		Pupil		
13		Phan Doan Du	Male	46	Tay		Farmer		15,000,000
		Duong Thi Thao	Female	47	Tay		Farmer		
		Phan Doan Viet	Male	24	Tay		Farmer		
		Phan Doan Nam	Male	22	Tay		Farmer		
14		Dam Van Du	Male	52	Tay		Farmer		15,000,000
		Dinh Thi Thao	Female	42	Tay		Farmer		
		Dam Thi Thuan	Female	19	Tay		Pupil		
		Dam Quoc Huy	Male	13	Tay		Pupil		
15		Dinh Trung Duy	Male	49	Tay		Farmer		15,000,000
		Doan Thi Bang	Female	48	Tay		Farmer		
		Dinh Thi Toan	Female	24	Tay		Pupil		
		Dinh Van Cu	Male	16	Tay		Pupil		
16		Dam Van Duyen	Male	46	Tay		Farmer		16,000,000
		Luc Thi Thang	Female	41	Nung		Farmer		
		Dam Thi Dung	Female	18	Tay		Pupil		
		Dam Thi Nhi	Female	14	Tay		Pupil		
		Dam Van Toan	Male	12	Tay		Pupil		
17		Phan Doan Duoc	Male	45	Tay		Farmer		13,000,000
		Vu Thi Huyen	Female	44	Kinh		Farmer		
		Phan Van Dan	Male	17	Tay		Pupil		
		Phan Van Cay	Male	5	Tay		Pupil		
18		Dam Thi Eng	Female	38	Tay		Farmer		16,000,000
		Luong Van Viet	Male	34	Kinh		Farmer		
		Luong Van Thai	Male	15	Kinh		Pupil		
		Luong Thi Hop	Female	12	Kinh		Pupil		
19		Dinh Thi Hien	Female	45	Tay		Farmer		18,000,000
		Dam Van Thuat	Male	21	Tay		Farmer		
		Dam Van Luoc	Male	18	Tay		Pupil		
		Dam Van Thuy	Male	16	Tay		Pupil		
		Dam Van An	Male	13	Tay		Pupil		
20		Dinh Van Hieu	Male	39	Tay		Farmer		16,000,000
		Hoang Thi Bich	Female	38	Nung		Farmer		
		Dinh Thi Yen	Female	15	Tay		Pupil		
		Dinh Van Au	Male	13	Tay		Pupil		
21		Dam Thi Hoa	Female	39	Tay		Farmer		15,000,000
		Nong Van Nhai	Male	14	Nung		Farmer		
		Nong Van Vinh	Male	16	Nung		Pupil		
		Nong Van Vinh	Male	12	Nung		Pupil		
22		Ngo Van Hoa	Male	38	Nung		Farmer		15,000,000
		Luong Thi Mo	Female	35	Nung		Farmer		
		Ngo Thi Hang	Female	14	Nung		Pupil		
		Ngo Van Huong	Male	6	Nung		Pupil		
23		Be Van Hoat	Male	49	Nung		Farmer		14,000,000
		Ly Thi Tam	Female	44	Nung		Nurse		
		Be Van Hung	Male	18	Nung		Pupil		
		Be Van Cuong	Male	15	Nung		Pupil		
24		Nguyen Hoang Huan	Male	38	Tay		Farmer		13,000,000
		Dinh Thi Duc	Female	32	Tay		Farmer		
		Nguyen Thi Diet	Female	14	Tay		Pupil		
		Nguyen Tung Duong	Male	11	Tay		Pupil		
25		Dam Manh Hung	Male	45	Tay		Farmer		28,000,000
		Nguyen Thi Huyen	Female	41	Tay		Farmer		
		Dam Thi Huong	Female	18	Tay		Pupil		
		Dam Van Minh	Male	15	Tay		Pupil		
		Dam Thi Thu	Female	12	Tay		Pupil		



Sr No	Address of Household	Name of Household Member	Sex	Age	Ethnic group	Education	Occupation and source of income	Employment	Estimated total income per year (VND)
		Ngo Thi Nheng	Female	69	Tay		Farmer		
		Dam Thi To	Female	37	Tay		Farmer		
26		Le Van Kham	Male	54	Nung		Retied		11,000,000
		Dam Thi Lan	Female	48	Tay		Farmer		
		Le Van Khuong	Male	24	Nung		Farmer		
27		Dam Van Khao	Male	41	Tay		Farmer		12,000,000
		Phuong Thi Ngai	Female	39	Nung		Farmer		
		Dam Van Anh	Male	17	Tay		Pupil		
		Dam Thi Thoa	Female	15	Tay		Pupil		
28		Dinh Nhu Khoa	Male	61	Tay		Farmer		16,000,000
		Dam Thi Hai	Female	53	Tay		Farmer		
		Dinh Van Vinh	Male	25	Tay		Farmer		
		Dinh Van Tam	Male	22	Tay		Farmer		
		Dinh Thi Muoi	Female	19	Tay		Farmer		
29		Dinh Quang Khai	Male	50	Tay		Retied		12,000,000
		Dinh Thi Bo	Female	45	Tay		Retied		
		Dinh Thi Mo	Female	22	Tay		Pupil		
30		Dam Van Khi	Male	32	Tay		Farmer		9,000,000
		Truong Thi Lanh	Female	31	Nung		Farmer		
		Dam Van Chien	Male	10	Tay		Pupil		
31		Dinh Be Kim	Male	55	Tay		Farmer		14,000,000
		Dam Thi Tam	Female	55	Tay		Farmer		
		Dinh Thi Vui	Female	23	Tay		Farmer		
		Dinh Van Huynh	Male	20	Tay		Farmer		
32		Dam Van Ky	Male	40	Tay		Farmer		21,000,000
		Nong Thi Hoai	Female	37	Tay		Farmer		
		Dam Thi Huong	Female	12	Tay		Pupil		
		Dam Thi Hau	Female	8	Tay		Pupil		
		Dam Van Y	Male	74	Tay		Farmer		
		Nong Thi Tien	Female	76	Tay		Farmer		
33		Luong Thi Lanh	Female	52	Nung		Farmer		20,000,000
		Hoang Van Truong	Male	32	Nung		Farmer		
		Hoang Thi Trinh	Female	26	Nung		Farmer		
		Hoang Thi Chien	Female	24	Nung		Farmer		
		Hoang Van Thuat	Male	22	Nung		Farmer		
34		Dinh Van Linh	Male	41	Tay		Farmer		13,000,000
		Hoang Thi Loan	Female	39	Nung		Farmer		
		Dinh Van Tue	Male	18	Tay		Pupil		
		Dinh Thi Gam	Female	15	Tay		Pupil		
35		Dam Thi Lien	Female	53	Tay		Farmer		4,000,000
36		Dinh Van Lam	Male	44	Tay		Farmer		16,000,000
		Dam Thi Nom	Female	42	Tay		Farmer		
		Dinh Van Khoi	Male	19	Tay		Pupil		
		Dinh Thi Be	Female	17	Tay		Pupil		
		Dinh Van Tu	Male	15	Tay		Pupil		
37		Hoang Van Le	Male	32	Tay		Farmer		17,000,000
		Dam Thi Diep	Female	30	Tay		Farmer		
		Hoang Thi Giang	Female	8	Tay		Pupil		
		Dinh Thi Tinh	Female	73	Tay		Farmer		
		Hoang Thi Thanh	Female	42	Tay		Teacher		
38		Dinh Van Lap	Male	38	Tay		Farmer		19,000,000
		Dinh Thi Lanh	Female	30	Tay		Farmer		
		Dinh Thi Le	Female	12	Tay		Pupil		
		Dinh Thi Ngat	Female	7	Tay		Pupil		
		Dinh Van Thin	Male	5	Tay		Pupil		
39		Dinh Thi May	Female	59	Tay		Farmer		6,000,000
		Dinh Van Nghiep	Male	30	Tay		Farmer		
40		Dinh Be Man	Male	65	Tay		Farmer		17,000,000
		Phan Thi Diem	Female	60	Tay		Farmer		

Sr No	Address of Household	Name of Household Member	Sex	Age	Ethnic group	Education	Occupation and source of income	Employment	Estimated total income per year (VND)
		Dinh Be Cu	Male	30	Tay		Farmer		
		Dinh Be Nhan	Male	25	Tay		Farmer		
		Dinh Thi Nhan	Female	22	Tay		Pupil		
41		Dinh Van Nghia	Male	27	Tay		Farmer		12,000,000
		Le Thi Oanh	Female	23	Nung		Farmer		
		Dinh Minh Quang	Male	8	Tay		Pupil		
42		Dinh Be Nhat	Male	60	Tay		Retied		12,000,000
		Le Thi Van	Female	56	Nung		Retied		
		Dinh Van Dinh	Male	23	Tay		Pupil		
43		Dam Van Noong	Male	38	Tay		Farmer		12,000,000
		Nong Thi Thu	Female	37	Tay		Farmer		
		Dam Van Nam	Male	4	Tay		Pupil		
44		Ngo Van Noi	Male	49	Nung		Farmer		20,000,000
		Luong Thi Hanh	Female	46	Nung		Farmer		
		Ngo Thi Le	Female	25	Nung		Farmer		
		Ngo Van Truong	Male	22	Nung		Farmer		
		Ngo Van Chien	Male	19	Nung		Pupil		
45		Dam Thi Oanh	Female	40	Tay		Teacher		10,000,000
		Truong Van Huy	Male	17	Tay		Pupil		
		Truong Van Huan	Male	15	Tay		Pupil		
46		Dinh Nhan Phong	Male	53	Tay		Farmer		20,000,000
		Trieu Thi Su	Female	64	Tay		Farmer		
		Dinh Van Buong	Male	28	Tay		Farmer		
		Hoang Thi Ngai	Female	38	Tay		Farmer		
		Dinh Van Cu	Male		Tay		Pupil		
47		Dinh Van Phuong	Male	63	Tay		Farmer		16,000,000
		Dam Thi Dau	Female	49	Tay		Doctor		
		Dinh Van Hoang	Male	26	Tay		Farmer		
		Dinh Thi Quyen	Female	24	Tay		Farmer		
48		Dam Van Phuc	Male	36	Tay		Farmer		14,000,000
		Dinh Thi Bien	Female	33	Tay		Farmer		
		Dam Thi Nhung	Female	13	Tay		Pupil		
		Dam Van Tan	Male	9	Tay		Pupil		
49		Dam Van Peng	Male	39	Tay		Farmer		15,000,000
		Hoang Thi Nham	Female	41	Nung		Farmer		
		Dam Van Linh	Male	23	Tay		Farmer		
		Dinh Thi Uyen	Female	77	Tay		Farmer		
50		Nong Van Son	Male	40	Tay		Nurse		17,000,000
		Dam Thi hue	Female	40	Tay		Nurse		
		Nong Thi Nhung	Female	13	Tay		Pupil		
		Nong Thi Suu	Female	11	Tay		Pupil		
		Nong Thi Ti	Female	9	Tay		Pupil		
51		Ma Dam Son	Male	47	Tay		Farmer		24,000,000
		Hoang Thi Than	Female	47	Nung		Farmer		
		Ma Van Luan	Male	26	Tay		Farmer		
		Ma Van Nam	Male	22	Tay		Pupil		
		Ma Thi Hien	Female	24	Tay		Pupil		
		Luong Thi Thi	Female	22	Tay		Farmer		
52		Lo Thi Thom	Female	48	Nung		Farmer		7,000,000
		Phan Van Du	Male	22	Tay		Farmer		
53		Dam Van Thuong	Male	44			Farmer		12,000,000
		Nguyen Thi Luu	Female	42	Tay		Farmer		
		Dam Thi Dung	Female	18	Kinh		Pupil		
		Dam Thi Luyen	Female	17	Tay		Pupil		
54		Ngo Van Thang	Male	33	Tay		Farmer		12,000,000
		Hoang Thi Hoi	Female	28	Nung		Farmer		
		Ngo Thi Hien	Female	4	Nung		Pupil		
55		Dinh Ngoc Tiem	Male	68	Nung		Farmer		13,000,000
		Hoang Thi Nhat	Female	65	Tay		Farmer		

Sr No	Address of Household	Name of Household Member	Sex	Age	Ethnic group	Education	Occupation and source of income	Employment	Estimated total income per year (VND)
		Dinh Thi Bien	Female	29	Nung		Farmer		
		Dinh Van Diem	Male	24	Tay		Farmer		
56		Dam Thi Tieu	Female	70	Tay		Farmer		8,000,000
		Dam Van Dat	Male	26	Tay		Farmer		
57		Ngo Van Tung	Male	41			Farmer		16,000,000
		Hoang Thi Huong	Female	45	Nung		Farmer		
		Ngo Van Hoan	Male	18	Tay		Pupil		
		Ngo Van Hung	Male	15	Nung		Pupil		
58		Dam Van Tuan	Male	34	Tay		Farmer		10,000,000
		Dinh Thi Nga	Female	35	Tay		Teacher		
		Dam Van Dan	Male	7	Tay		Pupil		
59		Dinh Thi Tot	Female	48	Tay		Teacher		11,000,000
		Dinh Thi Mai	Female	24	Tay		Farmer		
		Dinh Van Ti	Male	12	Tay		Pupil		
60		Dam Van Tu	Male	40			Farmer		24,000,000
		Dam Thgi Mit	Female	37	Tay		Farmer		
		Dam Thi Ban	Female	13	Tay		Pupil		
		Dam Thi thon	Female	11	Tay		Pupil		
		Dam Thi Thi	Female	9	Tay		Pupil		
		Dam Van Ngan	Male	79	Tay		Farmer		
		Dam Thi Lanh	Female	53	Tay		Farmer		
61		Dinh Hong Vinh	Male	75	Tay		Farmer		16,000,000
		Nong Thi Vuong	Female	63	Tay		Farmer		
		Dinh Van Que	Male	31	Nung		Farmer		
		Dinh Thi Luu	Female	24	Tay		Farmer		
62		Dinh Thi Vien	Female	45			Farmer		12,000,000
		Dam Thi Bong	Female	20	Tay		Pupil		
		Dam Thi Bay	Female	16	Tay		Pupil		
63		Dinh Van Vong	Male	42	Tay		Farmer		18,000,000
		Dam Thi Doi	Female	46	Tay		Farmer		
		Dinh Van Khanh	Male	22	Tay		Farmer		
		Dinh Van Tranh	Male	20	Tay		Pupil		
		Dinh Van Chieu	Male	17	Tay		Pupil		
64		Dam Van Vu	Male	34	Tay		Farmer		18,000,000
		Dinh Thi Huyen	Female	31	Tay		Farmer		
		Dam Van Bao	Male	8	Tay		Pupil		
		Dam Trong Huu	Male	73	Tay		Farmer		
		Dinh Thi Hoi	Female	75	Tay		Farmer		
65		Dinh Van Xuan	Male	31	Tay		Farmer		18,000,000
		Dam Thi Hue	Female	29	Tay		Farmer		
		Dinh Mai Anh	Female	8	Tay		Pupil		
		Dinh Thi Dan	Female	25	Tay		Farmer		
		Nong Thi Peng	Female	65	Tay		Farmer		
66		Phan Thi Dieu	Female	68			Farmer		7,000,000
		Dam Van Hien	Male	46	Tay		Farmer		
67		Duong Van Duong	Male	37	Tay		Farmer		19,000,000
		Dinh Thi Bich	Female	36	Tay		Farmer		
		Duong Thi Ly	Female	13	Tay		Pupil		
		Duong Van Luong	Male	11	Tay		Pupil		
		Dam Thi Nhi	Female	66	Tay		Farmer		
68		Dinh Thi Dam	Female	69	Tay		Farmer		11,000,000
		Dinh Thi Thuy	Female	38	Tay		Farmer		
		Dinh Thi Hoa	Female	7	Tay		Pupil		
69		Dam Van Dap	Male	37	Tay		Farmer		13,000,000
		Dinh Thi Huyen	Female	36	Tay		Farmer		
		Dam Van Dong	Male	13	Tay		Pupil		
		Dam Van Dien	Male	11	Tay		Pupil		
70		Dinh Van Dinh	Male	72	Tay		Farmer		7,000,000
		Dam Thi Phan	Female	74	Tay		Farmer		

Sr No	Address of Household	Name of Household Member	Sex	Age	Ethnic group	Education	Occupation and source of income	Employment	Estimated total income per year (VND)
71		Dinh Van Cuong	Male	39	Tay		Farmer		14,000,000
		Nong Thi Bich	Female	37	Nung		Farmer		
		Dinh Van Cu	Male	12	Tay		Pupil		
		Dinh Thi Be	Female	8	Tay		Pupil		
72		Dam Thi Bay	Female	58	Tay		Farmer		15,000,000
		Le Minh Tay	Male	27	Nung		Farmer		
		Le Van Tuyen	Male	24	Nung		Farmer		
		Phu Thi Nen	Female	21	Nung		Farmer		
73		Phu Van Dich	Male	37	Nung		Farmer		29,000,000
		Dam Thi Nguyen	Female	37	Tay		Farmer		
		Phu Van Tong	Male	65	Nung		Farmer		
		Nong Thi Trai	Female	65	Nung		Farmer		
		Phu Thi Tam	Female	23	Nung		Farmer		
		Phu Van Loi	Male	14	Nung		Pupil		
		Phu Van Lam	Male	11	Nung		Pupil		
74		Hoang Van Heo	Male	41	Nung		Farmer		20,000,000
		Nguyen Thi Ha	Female	36	Tay		Farmer		
		Hoang Van Khanh	Male	11	Nung		Pupil		
		Hoang Thi Dung	Female	9	Nung		Pupil		
		Hoang Van Son	Male	7	Nung		Farmer		
75		Tong Van Ket	Male	31	Nung		Farmer		13,000,000
		Sam Thi Huong	Female	27	Tay		Farmer		
		Tong Van Teo	Male	8	Nung		Pupil		
		Tong Thi Lim	Female	6	Nung		Pupil		
76		Hoang Dinh Le	Male	51	Nung		Farmer		18,000,000
		Luong Thi Song	Female	49	Nung		Farmer		
		Hoang Thi Hop	Female	22	Nung		Pupil		
		Hoang Thi Gai	Female	19	Nung		Pupil		
		Hoang Van Huan	Male	17	Nung		Pupil		
77		Luc Thi Lo	Female	61	Nung		Farmer		9,000,000
		Ly Thi Viet	Female	44	Nung		Farmer		
		Nguyen Thi Kieu	Female	20	Nung		Pupil		
78		Hoang Van Ly	Male	50	Nung		Farmer		12,000,000
		Hoang Van Banh	Male	21	Nung		Pupil		
		Hoang Thi Thuy	Female	18	Nung		Pupil		
79		Hoang Van Nung	Male	59	Nung		Farmer		21,000,000
		Le Thi Chang	Female	59	Nung		Farmer		
		Hoang Van Vung	Male	30	Nung		Farmer		
		Hoang Thi Thuyet	Female	27	Nung		Farmer		
		Giap Hoai Thuong	Female	4	Nung		Pupil		
		Tai Thi Bien	Female	24	Mong		Farmer		
80		Hoang Van Quang	Male	34	Nung		Farmer		14,000,000
		Dinh Thi Uyen	Female	32	Tay		Farmer		
		Hoang Thi Hien	Female	8	Nung		Pupil		
		Hoang Thi Hieu	Female	6	Nung		Pupil		
81		Hoang Van Sinh	Male	59	Nung		Farmer		10,000,000
		Dinh Thi Mo	Female	50	Tay		Farmer		
		Hoang Van Quyen	Male	26	Nung		Farmer		
		Hoang Van Quynh	Male	20	Nung		Pupil		
82		Hoang Van Thanh	Male	31	Nung		Farmer		10,000,000
		Dinh Thi Lang	Female	29	Tay		Farmer		
		Hoang Duc Long	Male	6	Nung		Pupil		
83		Nong Van Tiep	Male	46	Nung		Farmer		16,000,000
		Dam Thi Duyen	Female	42	Nung		Farmer		
		Nong Thi Dung	Female	18	Nung		Pupil		
		Nong Thi Diep	Female	17	Nung		Pupil		
		Nong Van Duong	Male	15	Nung		Pupil		
84		Hoang Van Truong	Male	42	Nung		Farmer		13,000,000
		Dinh Thi Hang	Female	32	Tay		Farmer		

Sr No	Address of Household	Name of Household Member	Sex	Age	Ethnic group	Education	Occupation and source of income	Employment	Estimated total income per year (VND)
		Hoang Thi Huong	Female	11	Nung		Pupil		
		Hoang Van Son	Male	10	Nung		Pupil		
85		Le Van Tan	Male	57	Nung		Farmer		24,000,000
		Dam Thi Van	Female	53	Tay		Farmer		
		Le Thi Bay	Female	26	Nung		Farmer		
		Le Thi Tam	Female	20	Nung		Farmer		
		Le Vinh Tuong	Male	14	Nung		Pupil		
		Le Van Khim	Male	87	Nung		Farmer		
86		Nong Van Tuong	Male	48	Nung		Farmer		16,000,000
		Ma Thi Reo	Female	54	Nung		Farmer		
		Nong Van Quan	Male	26	Nung		Farmer		
		Nong Van Binh	Male	24	Nung		Farmer		
		Nong Van Vien	Male	22	Nung		Farmer		
87		Lo Van Au	Male	29	Nung		Farmer		12,000,000
		Dinh Thi Thinh	Female	27	Tay		Farmer		
		Le Van Hai	Male	9	Nung		Pupil		
88		Nong Van Dang	Male	44	Nung		Farmer		15,000,000
		Hua Thi Bong	Female	40	Nung		Farmer		
		Nong Thi Mai	Female	7	Nung		Farmer		
		Hoang Thi Hinh	Female	77	Nung		Farmer		
89		Dinh Thi Dam	Female	59	Tay		Farmer		13,000,000
		Le Van Phu	Male	28	Nung		Farmer		
		Le Minh Tuan	Male	26	Nung		Farmer		
		Dam Thi Nghiem	Female	23	Tay		Farmer		
<b>21. Luong Thien Commune, Phuc Hoa district</b>									
1	Lung Lo	Thach Van Man	male	43	Nung		farmer		16,000,000
		Thach Thi Ngo	female	42	Nung		farmer		
		Thach Thi Yen	female	25	Nung		farmer		
		Thach Thi Khai	female	22	Nung		farmer		
		Thach Thi Hien	female	19	Nung		child		
		Thach Van Hung	male	15	Nung		pupil		
		Thach Thi Hue	female	14	Nung		pupil		
2	Lung Lo	Luc Van Dong	male	35	Nung		farmer		10,000,000
		Thach Thi Len	female	34	Nung		farmer		
		Luc Van Anh	female	12	Nung		pupil		
		Luc Thi Van	female	11	Nung		pupil		
3	Lung Lo	Nong Van Khanh	male	30	Nung		farmer		12,000,000
		Hoang Thi Bach	female	30	Nung		farmer		
		Nong Hong Ngoc	female	10	Nung		pupil		
		Nong Thi Kieu	female	5	Nung		child		
4	Lung Lo	Phung Xuan Mao	male	50	Nung		farmer		15,000,000
		Ly Thi Thao	female	44	Nung		farmer		
		Phung Thi Nhung	female	20	Nung		pupil		
		Phung Van Viet	male	18	Nung		pupil		
		Phung Van Hung	male	11	Nung		pupil		
5	Ban Chang	Phung Vna Dung	male	43	Nung		farmer		12,000,000
		Luan Thi Ngo	female	41	Nung		farmer		
		Phung Thu Hang	female	12	Nung		pupil		
		Phung Van Hieu	male	10	Nung		pupil		
6	Ban Chang	Ly Van Pau	male	56	Nung		farmer		11,000,000
		Nong Thi Khan	female	60	Nung		farmer		
		Ly Thi Luyen	female	24	Nung		farmer		
		Ly Van Hien	male	22	Nung		farmer		
		Ly Van Chien	male	18	Nung		pupil		
7	Ban Chang	Nong Van Luc	male	26	Nung		farmer		8,000,000
		Nong Thi Tuoi	female	22	Nung		farmer		
		Nong Thi Duyen	female	4	Nung		child		
8	Ban Chang	Trieu Van Hop	male	63	Nung		farmer		13,000,000
		Dang Thi Sinh	female	62	Nung		farmer		

Sr No	Address of Household	Name of Household Member	Sex	Age	Ethnic group	Education	Occupation and source of income	Employment	Estimated total income per year (VND)
		Trieu Van Truc	male	26	Nung		farmer		
		Trieu Van Chien	male	20	Nung		pupil		
		Trieu Thi Trang	female	16	Nung		pupil		
9	Bung O	Hoang Van Dai	male	55	Nung		farmer		13,000,000
		Do Thi Lien	female	46	Nung		farmer		
		Hoang Van Ninh	male	19	Nung		pupil		
		Hoang Van Giang	male	18	Nung		pupil		
		Hoang Thi Diep	female	16	Nung		pupil		
10	Bung O	Trieu Van Doi	male	34	Nung		farmer		13,000,000
		Dang Thi Thu	female	32	Nung		farmer		
		Trieu Thi Tam	female	11	Nung		pupil		
		Trieu Quoc Dat	male	6	Nung		pupil		
11	Bung O	Luong Van Banh	male	41	Nung		farmer		11,000,000
		Ta Thi Hoa	female	37	Nung		farmer		
		Luong Van Nhan	male	8	Nung		pupil		
		Luong Van Sam	male	5	Nung		pupil		
12	Bung O	Trieu Van Ly	male	60	Nung		farmer		12,000,000
		Phung Thi Tam	female	60	Nung		farmer		
		Trieu Van Ngan	male	29	Nung		farmer		
		Thach Thi Huong	female	29	Nung		farmer		
		Trieu Van Quang	male	5	Nung		child		
13	Bung O	Luong Van Khon	male	53	Nung		farmer		22,000,000
		Trieu Thi Men	female	50	Nung		farmer		
		Luong Van Luc	male	27	Nung		farmer		
		Trieu Thi Linh	female	25	Nung		farmer		
		Luong Thi Hang	female	18	Nung		pupil		
		Luong Van Nghiep	male	15	Nung		pupil		
		Luong Van Hoan	male	10	Nung		pupil		
		Luong Thi Yen	female	3	Nung		child		
14	Bung O	Dang Thi Sung	female	63	Nung		farmer		13,000,000
		Dang Thi Hieu	female	40	Nung		farmer		
		Dang Van Long	male	11	Nung		pupil		
		Dang Thi Lieu	female	9	Nung		pupil		
		Nong Van Phuong	male	37	Nung		farmer		
15	Bung O	Dang Dai	male	59	Nung		farmer		11,000,000
		Luc Thi Hong	female	62	Nung		farmer		
		Dang Thi Nu	female	20	Nung		farmer		
		Luc Van Nguyen	male	20	Nung		farmer		
		Luc Thi Anh	female	4	Nung		child		
16	Bung O	Luc Thi Bach	female	45	Nung		farmer		12,000,000
		Dang Van Tuan	male	26	Nung		farmer		
		Dang Thi Anh	female	10	Nung		pupil		
		Dang Van Thai	male	19	Nung		farmer		
17	Bung O	Nong Van do	male	44	Nung		farmer		8,000,000
		Xam Thi Nhi	female	44	Nung		farmer		
		Nong Thi Nhung	female	15	Nung		pupil		
18	Ban Ram	Dang Van Minh	male	43	Nung		farmer		2,000,000
19	Ban Ram	Hoang Van Ngoi	male	42	Nung		farmer		12,000,000
		Hoang Thi Hieu	female	41	Nung		farmer		
		Hoang Thi Xuan	female	14	Nung		pupil		
		Hoang Van Vu	male	12	Nung		pupil		
20	Ban Ram	Luong Van Du	male	28	Nung		farmer		13,000,000
		Hoang Thi Thuy	female	34	Nung		farmer		
		Luong Van Danh	male	11	Nung		pupil		
		Luong Thi Du	female	7	Nung		pupil		
		Luong Thi Yen	female	4	Nung		child		
<b>22. Hong Dinh Commune, Quang Uyen district</b>									
1	Xom Lung Noa	Hoang Van Bac	Male	43	Nung		Ocficer		13,000,000
		Hoang Thi Kieu	Female	22	Nung		Farmer		

Sr No	Address of Household	Name of Household Member	Sex	Age	Ethnic group	Education	Occupation and source of income	Employment	Estimated total income per year (VND)
		Hoang Thi Hao	Female	19	Nung		Pupil		
		Hoang Thi Nga	Female	17	Nung		Pupil		
		Hoang Van Kien	Male	15	Nung		Pupil		
		Hoang Thi Dung	Female	42	Nung		Farmer		
2		Hoang Van Mon	Male	45	Nung		Farmer		12,000,000
		Dam Thi Thap	Female	45	Nung		Farmer		
		Hoang Van Hop	Male	22	Nung		Farmer		
		Hoang Van Cong	Male	20	Nung		Farmer		
		Hoang Van Hoa	Male	18	Nung		Pupil		
3		Hoang Van Khuyen	Male	70	Nung		Farmer		8,000,000
		Vuong Thi Vay	Female	68	Nung		Farmer		
		Hoang Ngoc Trai	Male	23	Nung		Farmer		
4		Hoang Van Khen	Male	65	Nung		Farmer		14,000,000
		Dam Thi Ngan	Female	64	Nung		Farmer		
		Hoang Van Nghi	Male	26	Nung		Farmer		
		Ly Thi Dao	Female	26	Nung		Farmer		
		Hoang Van Huu	Male	3	Nung		Pupil		
5		Hoang Van Thiet	Male	61	Nung		Farmer		14,000,000
		Dang Thi Deo	Female	59	Nung		Farmer		
		Hoang Van Canh	Male	33	Nung		Farmer		
		Ly Thi Diem	Female	31	Nung		Farmer		
		Hoang Van Quang	Male	9	Nung		Pupil		
6		Dam Quang Truong	Male	46	Nung		Farmer		9,000,000
		Luong Thi Nang	Female	44	Nung		Farmer		
		Dam Thi Bich	Female	22	Nung		Farmer		
		Dam Trung Quynh	Male	20	Nung		Farmer		
7		Hoang Van Vo	Male	71	Nung		Farmer		9,000,000
		Dam Thi Nong	Female	66	Nung		Farmer		
		Hoang Van Hung	Male	30	Nung		Farmer		
		Hoang Van Hai	Male	28	Nung		Farmer		
8		Hoang Van Tan	Male	47	Nung		Farmer		12,000,000
		Be Thi Deo	Female	44	Nung		Farmer		
		Hoang Thi Trang	Female	18	Nung		Farmer		
		Hoang Van Chien	Male	15	Nung		Pupil		
9		Hoang Thi Khai	Female	61	Nung		Farmer		2,000,000
10	Xom Bo Noi	Dinh Van Khoai	Male	45	Nung		Ocfficer		9,000,000
		Nong Thi Luyen	Female	42	Nung		Farmer		
		Dinh Van Vu	Male	16	Nung		Farmer		
		Dinh Van Toan	Male	39	Nung		Farmer		
11		Phan Thi Hien	Female	39	Nung		Farmer		13,000,000
		Dinh Van Binh	Male	13	Nung		Farmer		
		Dinh Van Ninh	Male	11	Nung		Farmer		
		Dinh Thi Thanh Me	Female	64	Nung		Farmer		
		Dinh Ich Ben	Male	41	Nung		Farmer		
12		Dinh Thi Thoi	Female	45	Tay		Farmer		10,000,000
		Phan Thi Kieu	Female	25	Tay		Farmer		
		Phan Van Nhan	Male	23	Tay		Farmer		
		Dam Van Hoan	Male	23	Tay		Farmer		
13		Nong Van Anh	Male	61	Tay		Farmer		6,000,000
		Nong Thi Yen	Female	64	Tay		Farmer		
		Nong Thi Nguyet	Female	22	Tay		Farmer		
14		Phan Van Huu	Male	51	Tay		Retied		8,000,000
		Dinh Thi Mai	Female	49	Tay		Farmer		
		Phan Van Cau	Male	22	Tay		Student		
15		Phan Van Bich	Male	69	Tay		Retied		11,000,000
		Phan Van My	Male	24	Tay		Farmer		
		Phan Thi Mai	Female	21	Tay		Farmer		
		Phan Thi Hoa	Female	17	Tay		Pupil		
		Phan Van Thuy	Male	27	Tay		Farmer		

Sr No	Address of Household	Name of Household Member	Sex	Age	Ethnic group	Education	Occupation and source of income	Employment	Estimated total income per year (VND)
16		Nong Van Bieu	Male	38	Tay		Farmer		10,000,000
		Phan Thi Sen	Female	36	Tay		Farmer		
		Nong Thi Ngan	Female	14	Tay		Farmer		
		Nong Thi Nga	Female	12	Tay		Farmer		
		Nong Van Tuan	Male	10	Tay		Pupil		
17	Xom Ban Ven	Phan Van Cuu	Male	55	Tay		Farmer		11,000,000
		Nguyen Thi Cham	Female	55	Tay		Farmer		
		Phan Van Quynh	Male	26	Tay		Sodier		
		Phan Thi Biec	Female	21	Tay		Farmer		
		Phan Van Hanh	Male	18	Tay		Pupil		
18	Xom Rap Phya	Dinh Van Y	Male	66	Tay		Farmer		12,000,000
		Phan Thi Da	Female	68	Tay		Farmer		
		Nong Van Phoi	Male	95	Tay		Farmer		
		Dinh Van Mam	Male	23	Tay		Farmer		
19		Dinh Van Kien	Male	41	Tay		Farmer		12,000,000
		Nguyen Thi Ngoi	Female	37	Tay		Farmer		
		Dinh Van Quang	Male	16	Tay		Pupil		
		Dinh Thi Hau	Female	13	Tay		Pupil		
20		Phan Huu Lien	Male	62	Tay		Farmer		7,000,000
		Phan Thi Van	Female	55	Tay		Farmer		
		Phan Van Khanh	Male	23	Tay		Farmer		
21		Phan Van Ngoan	Male	76	Tay		Farmer		17,000,000
		Dinh Thi Thi	Female	74	Tay		Farmer		
		Phan Van Chiem	Male	33	Tay		Farmer		
		Nong Thi Nam	Female	30	Tay		Farmer		
		Phan Tieu Vu	Male	8	Tay		Pupil		
		Phan Thi My Trang	Female	4	Tay		Pupil		
22		Dinh Van Toan	Male	43	Tay		Farmer		11,000,000
		Dam Thi Tam	Female	39	Tay		Farmer		
		Dinh Van Hoc	Male	15	Tay		Pupil		
		Dinh Thi Hanh	Female	13	Tay		Pupil		
23		Phan Van Suu	Male	42	Tay		Farmer		10,000,000
		Nong Thi Uyen	Female	42	Tay		Farmer		
		Phan Van Huynh	Male	17	Tay		Pupil		
		Phan Thi Chi	Female	15	Tay		Pupil		
24	Xom Pac Noang	Phan Van Thang	Male	60	Tay		Farmer		11,000,000
		Nguyen Thi Tay	Female	57	Tay		Farmer		
		Phan Van Chang	Male	22	Tay		Farmer		
		Phan Thi Anh	Female	18	Tay		Farmer		
		Phan Van Chien	Male	27	Tay		Farmer		
25		Phan Van Tien	Male	51	Tay		Farmer		9,000,000
		Nguyen Thi Minh	Female	49	Tay		Farmer		
		Phan Thi Thu	Female	23	Tay		Farmer		
		Phan Van Thai	Male	22	Tay		Farmer		
26		Phan Van Hien	Male	29	Tay		Farmer		10,000,000
		Phan Thi Chinh	Female	27	Tay		Farmer		
		Phan Van Dong	Male	7	Tay		Pupil		
		Phan Tuyet Nhung	Female	5	Tay		Pupil		
27		Phan Van Vi	Male	41	Tay		Farmer		12,000,000
		Dinh Thi Bom	Female	37	Tay		Farmer		
		Phan Thi Noi	Female	15	Tay		Pupil		
		Phan Thi Niem	Female	13	Tay		Pupil		
		Phan Van Khuyen	Male	11	Tay		Pupil		
28		Phan Van Do	Male	67	Tay		Farmer		13,000,000
		Phan Van Binh	Male	33	Tay		Farmer		
		Nong Thi Lanh	Female	29	Tay		Farmer		
		Phan Thi Trang	Female	2	Tay		Pupil		
		Phan Van Boi	Male	26	Tay		Farmer		
29	Xom Ban Ven	Nong Van Giang	Male	45	Tay		Farmer		14,000,000



Sr No	Address of Household	Name of Household Member	Sex	Age	Ethnic group	Education	Occupation and source of income	Employment	Estimated total income per year (VND)
		Phan Thi Van	Female	43	Tay		Officer		
		Nong Van San	Male	16	Tay		Pupil		
		Nong Thi Mai	Female	14	Tay		Pupil		
		Dinh Thi Van	Female	75	Tay		Farmer		
30	Xom Pac Noang	Phan Van Tu	Male	41	Tay		Farmer		10,000,000
		Dinh Thi Pheng	Female	40	Tay		Farmer		
		Phan Van Nhan	Male	19	Tay		Farmer		
		Phan Van Nhung	Male	17	Tay		Farmer		
31	Xom Ban Ven	Phan Van Duan	Male	41	Tay		Farmer		5,000,000
		Dam Thi Dao	Female	77	Tay		Farmer		
32	Xom Bo Luong	Dinh Van Bao	Male	63	Tay		Retied		13,000,000
		Nong Van Buu	Male	62	Tay		Farmer		
		Dinh Van Thuan	Male	31	Tay		Farmer		
		Nguyen Thi Huong	Female	30	Tay		Farmer		
		Dinh Thi Lan Anh	Female	10	Tay		Pupil		
		Dinh Tuan Anh	Male	8	Tay		Pupil		
33	Xom Pac Noang	Phan Van Nhin	Male	61	Tay		Retied		14,000,000
		Vu Thi Be	Female	58	Tay		Retied		
		Phan Van Hung	Male	23	Tay		Student		
		Phan Thi Hien	Female	21	Tay		Student		
		Phan Thi Hoa	Female	16	Tay		Pupil		
34	Xom Ban Ven	Nong Van Hieu	Male	43	Tay		Farmer		16,000,000
		Dam Thi Bach	Female	43	Tay		Farmer		
		Nong Van Nghia	Male	21	Tay		Farmer		
		Nong Thi Due	Female	20	Tay		Farmer		
		Nong Van Hau	Male	18	Tay		Pupil		
		Nong Thi Thoan	Female	76	Tay		Farmer		
35	Xom Rap Phya	Nong Thi Mui	Female	44	Tay		Farmer		11,000,000
		Phan Van Nghi	Male	20	Tay		Farmer		
		Phan Van Duong	Male	18	Tay		Farmer		
		Phan Van Duong	Male	15	Tay		Pupil		
		Phan Van Dao	Male	13	Tay		Pupil		
36	Xom Ban Ven	Nguyen Van The	Male	32	Tay		Farmer		11,000,000
		Dinh Thi Cam	Female	32	Tay		Farmer		
		Nguyen Thi Ngoc Vi	Female	8	Tay		Pupil		
		Nguyen Thi Ngoc	Female	4	Tay		Pupil		
		Nguyen Van En	Male	2	Tay		Pupil		
37		Phan Van Quan	Male	63	Tay		Farmer		16,000,000
		Dinh Thi Be	Female	61	Tay		Farmer		
		Phan Van Can	Male	28	Tay		Farmer		
		Dam Thi Kieu	Female	23	Tay		Farmer		
		Phan Van Vy	Male	4	Tay		Pupil		
		Phan Van Meo	Male	1	Tay		Pupil		
38	Xom Bo Luong	Dinh Van Binh	Male	45	Tay		Nurse		15,000,000
		Nong Thi May	Female	39	Tay		Farmer		
		Dinh Van Dang	Male	18	Tay		Farmer		
		Dinh Van Dao	Male	15	Tay		Pupil		
		Dinh Thi Phoc	Female	69	Tay		Farmer		
39		Hoang Van Khinh	Male	62	Tay		Farmer		2,000,000
40	Xom Ban Ven	Dinh Van Binh	Male	72	Tay		Death		10,000,000
		Nong Thi Ve	Female	-17328	Tay		Farmer		
		Nong Van Nhi	Male	32	Tay		Farmer		
		Phung Thi Mo	Female	32	Tay		Farmer		
		Nong Thi Diu	Female	4	Tay		Pupil		
41	Xom Bo Luong	Dinh Van Truong	Male	54	Tay		Farmer		16,000,000
		Dinh Thi Duyen	Female	48	Tay		Farmer		
		Dinh Van Hieu	Male	23	Tay		Farmer		
		Dinh Van Thuan	Male	21	Tay		Farmer		
		Dinh Thi Boi	Female	19	Tay		Farmer		

Sr No	Address of Household	Name of Household Member	Sex	Age	Ethnic group	Education	Occupation and source of income	Employment	Estimated total income per year (VND)
		Dinh Van Ngon	Male	16	Tay		Farmer		
42	Xom Lang Phya	Phan Van Nam	Male	36	Tay		Farmer		11,000,000
		Nong Thi nho	Female	35	Tay		Farmer		
		Phan Van Bac	Male	11	Tay		Pupil		
		Phan Van Thai	Male	9	Tay		Pupil		
		Nguyen Thi Rong	Female	92	Tay		Farmer		
43	Xom Bo Luong	Dinh Van Quyen	Male	46	Tay		Farmer		14,000,000
		Vuong Thi Yen	Female	45	Nung		Farmer		
		Dinh Van Luat	Male	14	Tay		Pupil		
		Dinh Van Lanh	Male	12	Tay		Pupil		
		Dinh Thi Anh	Female	9	Tay		Pupil		
44		Dinh Van Thuat	Male	44	Tay		Farmer		14,000,000
		Nguyen Thi Dan	Female	40	Tay		Farmer		
		Dinh Van Sau	Male	21	Tay		Farmer		
		Dinh Van Vinh	Male	18	Tay		Farmer		
		Dinh Van Thanh	Male	13	Tay		Pupil		
45		Dinh Hai Duong	Male	60	Tay		Farmer		9,000,000
		Nong Thi Nham	Female	57	Tay		Farmer		
		Dinh Thi Tham	Female	29	Tay		Teacher		
		Dinh Van Vu	Male	26	Tay		Farmer		
46		Dinh Van Thuc	Male	72	Tay		Farmer		7,000,000
		Dinh Thi Dan	Female	72	Tay		Farmer		
		Dinh Van Nho	Male	29	Tay		Farmer		
47		Dinh Van Chung	Male	47	Tay		Ocfficer		14,000,000
		Nguyen Thi Van	Female	47	Tay		Farmer		
		Dinh Van Bang	Male	16	Tay		Farmer		
		Dinh Thi Chi	Female	14	Tay		Pupil		
		Dinh Van Om	Male	83	Tay		Pupil		
48		Dinh Van Thu	Male	39	Tay		Farmer		14,000,000
		Nong Thi Huyen	Female	37	Tay		Farmer		
		Dinh Thi Huong	Female	15	Tay		Pupil		
		Dinh Thi Thi	Female	10	Tay		Pupil		
		Nguyen Thi Mit	Female	67	Tay		Farmer		
49		Dinh Trieu Tinh	Male	53	Tay		Farmer		15,000,000
		Nong Thi Chien	Female	53	Tay		Farmer		
		Dinh Thi Hao	Female	23	Tay		Student		
		Dinh Van THuc	Male	21	Tay		Student		
		Dinh Van Thien	Male	19	Tay		Pupil		
50		Dinh Van Dong	Male	40	Tay		Farmer		15,000,000
		Phan Thi Thai	Female	40	Tay		Farmer		
		Dinh Thi Nhi	Female	14	Tay		Pupil		
		Dinh Van Phuong	Male	12	Tay		Pupil		
		Nong Thi Ngoan	Female	81	Tay		Farmer		
51		Dinh Thi Dao	Female	57	Tay		Retied		5,000,000
		Chu Sy Yet	Male	64	Tay		Retied		
52		Dinh Van Ruoc	Male	68	Tay		Retied		4,000,000
		Dam Thi Mui	Female	63	Tay		Retied		
53		Dinh Van Thang	Male	62	Tay		Retied		14,000,000
		Dam Thi Dieu	Female	63	Tay		Retied		
		Dinh Van Buu	Male	31	Tay		Ocfficer		
		Dinh Van Vung	Male	26	Tay		Ocfficer		
		Dinh Van Thuan	Male	22	Tay		Student		
54	Xom Dien Thuong	Dinh Ich Cuu	Male	50	Tay		Farmer		10,000,000
		Ma Thi Rao	Female	52	Tay		Farmer		
		Dinh Thi Hien	Female	22	Tay		Farmer		
		Dinh Van Tran	Male	17	Tay		Pupil		
55		Dinh Ich Dinh	Male	46	Tay		Farmer		10,000,000
		Hoang Thi Chau	Female	49	Nung		Farmer		
		Dinh Thi Hien	Female	16	Tay		Pupil		

Sr No	Address of Household	Name of Household Member	Sex	Age	Ethnic group	Education	Occupation and source of income	Employment	Estimated total income per year (VND)
		Dinh Van Tran	Male	13	Tay		Pupil		
56	Xom Bo Man	Nong Van Dai	Male	68	Tay		Farmer		8,000,000
		Dam Thi Phuong	Female	66	Tay		Farmer		
		Nong Van Giang	Male	26	Tay		Farmer		
57	Xom Dien Thuong	Dinh Ich Tu	Male	64	Tay		Farmer		21,000,000
		Ma Thi Quyet	Female	61	Tay		Farmer		
		Dinh Van Hien	Male	34	Tay		Farmer		
		Dinh Thi Ngoc	Female	31	Tay		Farmer		
		Dinh Thi Dam	Female	34	Tay		Farmer		
		Dinh Thi Ly	Female	10	Tay		Pupil		
		Dinh Ich La	Male	96	Tay		Farmer		
		Dinh Ich Bien	Male	33	Tay		Farmer		
58	Xom Phia Khao	Nong Dinh Toa	Male	49	Tay		Farmer		11,000,000
		Phan Thi Eng	Female	48	Tay		Farmer		
		Nong Thi Phuong	Female	21	Tay		Farmer		
		Nong Thi Be	Female	19	Tay		Farmer		
		Nong Van Dong	Male	14	Tay		Farmer		
59	Xom Bo Luong	Dinh Van Tuyen	Male	42	Tay		Farmer		12,000,000
		Dinh Thi Hanh	Female	40	Tay		Nurse		
		Dinh Thi Nga	Female	13	Tay		Pupil		
		Dinh Van Quang	Male	8	Tay		Pupil		
60	Xom Bo Man	Dao Van Ru	Male	58	Tay		Farmer		9,000,000
		Phan Van Tuan	Male	56	Tay		Farmer		
		Dao Thi Buu	Female	21	Tay		Farmer		
		Dao Thi Bien	Female	27	Tay		Farmer		
61	Xom Bo Luong	Dinh Van Duong	Male	60	Tay		Farmer		14,000,000
		Nong Thi Nhan	Female	57	Tay		Farmer		
		Dinh Thi Tham	Female	29	Tay		Farmer		
		Dinh Van Vu	Male	26	Tay		Farmer		
		Dinh Thi Nhun	Female	31	Tay		Farmer		
62	Xom Dien Trung	Nguyen Van Toai	Male	61	Tay		Farmer		15,000,000
		Vi Thi Uong	Female	63	Tay		Farmer		
		Nguyen Van Ninh	Male	26	Tay		Farmer		
		Tran Thi Lan	Female	30	Tay		Farmer		
		Nguyen Van Tho	Male	5	Tay		Farmer		
63	Xom Bo Luong	Dinh Van Tuong	Male	55	Tay		Farmer		17,000,000
		Truong Thi Lang	Female	52	Nung		Farmer		
		Dinh Van Trieu	Male	31	Tay		Farmer		
		Dinh Thi Ninh	Female	19	Tay		Farmer		
		Dinh Thi Bich	Female	17	Tay		Pupil		
		Dinh Thi Bao	Female	26	Tay		Farmer		
		Dinh Van Hau	Male	5	Tay		Pupil		
64		Dinh Van Chuan	Male	32	Tay		Farmer		10,000,000
		Phan Thi Thanh	Female	30	Tay		Farmer		
		Dinh Van Ma	Male	10	Tay		Pupil		
		Nong Thi Liem	Female	69	Tay		Farmer		
65		Dinh Trong Hiep	Male	40	Tay		Police		12,000,000
		Dinh Thi Mai	Female	45	Tay		Farmer		
		Dinh Thai San	Male	13	Tay		Pupil		
		Phan Thi Loan	Female	72	Tay		Farmer		
66	Xom Lung Xan	Dinh Ich Duong	Male	48	Tay		Farmer		6,000,000
		Nguyen Thi Tuong	Female	77	Tay		Farmer		
67	Xom Bo Luong	Dinh Van Tue	Male	49	Tay		Police		8,000,000
		Dam Thi May	Female	48	Tay		Teacher		
		Dinh Van Thuan	Male	17	Tay		Pupil		
68		Dinh Van Kien	Male	56	Tay		Retied		13,000,000
		Dam Thi Nhu	Female	57	Tay		Farmer		
		Dinh Van Quang	Male	20	Tay		Farmer		
		Dinh Thi Hoa	Female	27	Tay		Farmer		

Sr No	Address of Household	Name of Household Member	Sex	Age	Ethnic group	Education	Occupation and source of income	Employment	Estimated total income per year (VND)
		Dinh Van Khoi	Male	3	Tay		Pupil		
69	Xom Phia Khao	Nong Van Kien	Male	64	Tay		Retied		12,000,000
		Doan Thi Mau	Female	61	Tay		Farmer		
		Nong Thi Vi	Female	24	Tay		Farmer		
		Nong Thi Y	Female	22	Tay		Farmer		
70	Xom Dien Trung	Nguyen Van Do	Male	48	Tay		Farmer		11,000,000
		Nguyen Thi Truong	Female	47	Tay		Farmer		
		Nguyen Thi Len	Female	21	Tay		Farmer		
		Nguyen Van Luc	Male	19	Tay		Farmer		
		Nguyen Van Nhat	Male	17	Tay		Pupil		
71		Nguyen Thi Tinh	Female	66	Tay		Farmer		6,000,000
		Nong Thi Hinh	Female	32	Tay		Farmer		
		Nong Van Khoc	Male	22	Tay		Farmer		
72	Xom Ban Ven	Phan Van Sap	Male	46	Tay		Police		15,000,000
		Nong Thi My	Female	43	Tay		Farmer		
		Phan Van Nguyen	Male	17	Tay		Pupil		
		Phan Thi Nguyet	Female	14	Tay		Pupil		
		Phan Thi Huu	Female	20	Tay		Farmer		
		Phan Van Mao	Male	84	Tay		Farmer		
73		Nong Van Dan	Male	76	Tay		Farmer		5,000,000
		Nong Thi Thom	Female	71	Tay		Farmer		
74	Xom Bo Man	Dao Van Ngoc	Male	39	Tay		Farmer		12,000,000
		Be Thi Bom	Female	41	Tay		Farmer		
		Dao Thi Nguyet	Female	18	Tay		Farmer		
		Dao Thi Hao	Female	16	Tay		Pupil		
		Hdao Van He	Male	12	Tay		Pupil		
		Dao Van Hop	Male	10	Tay		Pupil		
75		Nguyen Van Bong	Male	47	Tay		Farmer		12,000,000
		Nong Thi Den	Female	44	Tay		Farmer		
		Nguyen Van Binh	Male	20	Tay		Farmer		
		Nguyen Thi Dung	Female	16	Tay		Pupil		
		Nguyen Thi Dieu	Female	11	Tay		Pupil		
76	Pac Na	Nong Van Man	Male	36	Tay		Farmer		17,000,000
		Phan Thi My	Female	35	Tay		Farmer		
		Nong Thi Nhung	Female	12	Tay		Pupil		
		Nong Thi Nhi	Female	11	Tay		Pupil		
		Nong Van Khoe	Male	7	Tay		Pupil		
		Nong Thi Luyen	Female	42	Tay		Farmer		
		Nong Thi Tang	Female	71	Tay		Farmer		
77	Xom Lung Mac	Dinh Ich Hoc	Male	62	Tay		Farmer		15,000,000
		Luc Thi Co	Female	66	Tay		Farmer		
		Dinh Ich Duy	Male	29	Tay		Farmer		
		Nguyen Thi Xoan	Female	17	Tay		Farmer		
		Dinh Ich Hue	Female	6	Tay		Pupil		
78		Dinh Ich Cuong	Male	59	Tay		Farmer		9,000,000
		Hoang Thi Dang	Female	58	Tay		Farmer		
		Dinh Ich Tran	Male	32	Tay		Farmer		
		Dinh Tho Sen	Male	23	Tay		Student		
79		Dinh Ich Son	Male	46	Tay		Farmer		14,000,000
		Dinh Ich Duong	Male	23	Tay		Student		
		Dinh Thi Niem	Female	21	Tay		Farmer		
		Dinh Thi Huyen	Female	19	Tay		Farmer		
		Dinh Ich Tuyen	Male	17	Tay		Pupil		
		Ma Thi Tuyet	Female	45	Tay		Teacher		
80		Dinh Ich Su	Male	36	Tay		Farmer		9,000,000
		Hoang Thi Phong	Female	36	Tay		Farmer		
		Dinh Ich Huy	Male	10	Tay		Pupil		
81		Dinh Ich Doan	Male	49	Tay		Farmer		12,000,000
		Dam Thi Tho	Female	48	Tay		Farmer		

Sr No	Address of Household	Name of Household Member	Sex	Age	Ethnic group	Education	Occupation and source of income	Employment	Estimated total income per year (VND)
		Dinh Thi Dung	Female	24	Tay		Farmer		
		Dinh Ich Dong	Male	22	Tay		Farmer		
		Dinh Ich Trinh	Male	20	Tay		Farmer		
		Dinh Thi Duyen	Female	16	Tay		Pupil		
82		Dinh Ich Rong	Male	39	Tay		Farmer		14,000,000
		Ly Thi Hanh	Female	75	Tay		Farmer		
		Ma Thi Loi	Female	37	Tay		Farmer		
		Dinh Ich Thang	Male	15	Tay		Pupil		
		Dinh Ich Thien	Male	12	Tay		Pupil		
83		Dinh Ich Thuy	Male	61	Tay		Farmer		9,000,000
		Nguyen Thi Nham	Female	62	Tay		Farmer		
		Dinh Chi Tue	Male	31	Tay		Farmer		
		Dinh Thi Cuoi	Female	34	Tay		Student		
84		Dinh Ich Doi	Male	40	Tay		Farmer		13,000,000
		Ma Thi Thom	Female	70	Tay		Farmer		
		Dinh Thi Dan	Female	37	Tay		Farmer		
		Dinh Thi Tuyen	Female	15	Tay		Pupil		
		Dinh Ich Tung	Male	13	Tay		Pupil		
85		Dinh Ich Nguyen	Male	70	Tay		Farmer		11,000,000
		Dinh Ich Duan	Male	34	Tay		Farmer		
		Dinh Ich Duong	Male	29	Tay		Farmer		
		Dinh Thi Lien	Female	29	Tay		Farmer		
		Long Thi Nga	Female	21	Tay		Farmer		
86	Xom Bo Luong	Dinh Van Khoai	Male	47	Tay		Farmer		13,000,000
		Dinh Van Cong	Male	23	Tay		Farmer		
		Dinh Van Toi	Male	18	Tay		Farmer		
		Dinh Van Tien	Male	20	Tay		Farmer		
		Dinh Van Tan	Male	15	Tay		Pupil		
		Nong Thi Ky	Female	47	Tay		Farmer		
87		Dinh Ich Dich	Male	68	Tay		Farmer		8,000,000
		Phan Thi Nheo	Female	66	Tay		Farmer		
		Dinh Ich Ca	Male	23	Tay		Farmer		
88		Dinh Ich Thieu	Male	45	Tay		Farmer		15,000,000
		Nong Thi Rong	Female	42	Tay		Farmer		
		Dinh Ich Dan	Male	20	Tay		Farmer		
		Dinh Thi Bach	Female	18	Tay		Farmer		
		Dinh Ich Du	Male	16	Tay		Pupil		
89		Dinh Ich Van	Male	65	Tay		Farmer		11,000,000
		Hoang Thi Dan	Female	59	Tay		Farmer		
		Dinh Ich Chung	Male	26	Tay		Farmer		
		Dinh Ich Trang	Male	25	Tay		Farmer		
90		Dinh Ich Bot	Male	49	Tay		Farmer		9,000,000
		Trieu Thi Chien	Female	49	Tay		Farmer		
		Dinh Ich Ngoc	Male	24	Tay		Farmer		
		Dinh Thi Lan	Female	22	Tay		Farmer		
91		Dinh Van Dien	Male	32	Tay		Farmer		7,000,000
		Phan Thi Nung	Female	35	Tay		Farmer		
		Dinh Van Cuong	Male	10	Tay		Pupil		
92		Dinh Van Inh	Male	59	Tay		Farmer		17,000,000
		Nguyen Thi May	Female	59	Tay		Farmer		
		Dinh Ich Trot	Male	33	Tay		Farmer		
		Dinh Ich Nham	Male	29	Tay		Farmer		
		Dinh Ich Bon	Male	24	Tay		Farmer		
		Dinh Ich Ma	Male	21	Tay		Farmer		
		Trieu Thi Yen	Female	26	Tay		Farmer		
93		Nguyen Van Hieu	Male	57	Tay		Farmer		14,000,000
		Nguyen Thi Noi	Female	54	Tay		Farmer		
		Nguyen Thi Bien	Female	25	Tay		Farmer		
		Nguyen Van Trung	Male	23	Tay		Farmer		

Sr No	Address of Household	Name of Household Member	Sex	Age	Ethnic group	Education	Occupation and source of income	Employment	Estimated total income per year (VND)
		Nguyen Van Thanh	Male	20	Tay		Farmer		
94		Nong Van Dich	Male	37	Tay		Farmer		13,000,000
		Nong Thi Uyen	Female	30	Tay		Farmer		
		Nong Thi Le	Female	14	Tay		Pupil		
		Nong Van Giang	Male	13	Tay		Pupil		
		Nguyen Thi Linh	Male	10	Tay		Pupil		
95		Nguyen Van Dong	Male	47	Tay		Farmer		17,000,000
		Nguyen Thi Tieu	Female	46	Tay		Farmer		
		Nguyen Van Chien	Male	21	Tay		Farmer		
		Nguyen Thi Lieu	Female	20	Tay		Farmer		
		Nguyen Thi Hoa	Female	18	Tay		Farmer		
		Nguyen Thi Luu	Female	17	Tay		Pupil		
		Nguyen Thi Luong	Female	14	Tay		Pupil		
96		Nguyen Van Piao	Male	85	Tay		Farmer		3,000,000
97		Hoang Quang Pho	Male	66	Tay		Farmer		10,000,000
		Phan Thi Man	Female	64	Nung		Farmer		
		Hoang Van Hoang	Male	26	Nung		Farmer		
		Hoang Thi Thu Van	Female	24	Nung		Farmer		
98		Nguyen Van Nguyen	Male	65	Tay		Farmer		11,000,000
		Nong Thi Ben	Female	66	Tay		Farmer		
		Nguyen Thi Sen	Female	40	Tay		Farmer		
		Nguyen Thi Que	Female	13	Tay		Pupil		
		Nguyen Van Ao	Male	22	Tay		Farmer		
99	Xom Bo Man	Nong Van Thang	Male	60	Tay		Retied		8,000,000
		Phan Thi Uong	Female	60	Tay		Retied		
		Nong Van Tham	Male	29	Tay		Farmer		
100		Nong Van Ton	Male	65	Tay		Farmer		6,000,000
		Dao Thi Dep	Female	58	Tay		Farmer		
		Nong Van Hiep	Male	20	Tay		Farmer		
101	Xom Lung Noa	Hoang Van Hung	Male	30	Tay		Farmer		3,000,000
102	Xom Bo Luong	Dinh Van Khiem	Male	68	Tay		Farmer		14,000,000
		Be Thi Nien	Female	57	Tay		Farmer		
		Dinh Van Chinh	Male	33	Tay		Farmer		
		Ma Thi Huyen	Female	31	Tay		Farmer		
		Dinh Trong Duoc	Male	5	Tay		Pupil		
103	Xom Pac Na	Nong Van Duong	Male	43	Tay		Farmer		12,000,000
		Nong Thi Bong	Female	42	Tay		Farmer		
		Nong Thi Nhung	Female	18	Tay		Farmer		
		Nong Van Hoa	Male	14	Tay		Pupil		
104		Phan Van Sau	Male	34	Tay		Farmer		13,000,000
		Nong Thi Ben	Female	34	Tay		Farmer		
		Phan Thi Uyen	Female	6	Tay		Pupil		
		Nong Van Ky	Male	9	Tay		Pupil		
		Phan Thi Nung	Female	6	Tay		Pupil		
		Nong Van Ruu	Male	70	Tay		Farmer		
105		Nong Van Trong	Male	47	Tay		Farmer		12,000,000
		Dinh Thi Tinh	Female	45	Tay		Farmer		
		Nong Thi Oanh	Female	23	Tay		Farmer		
		Nong Van Hoa	Male	16	Tay		Pupil		
		Nong Van My	Male	18	Tay		Pupil		
106		Nong Van Dam	Male	39	Tay		Farmer		11,000,000
		Phan Thi Nung	Female	39	Tay		Farmer		
		Nong Van Phu	Male	15	Tay		Pupil		
		Nong Van Hien	Male	13	Tay		Pupil		
		Nong Thi Bong	Female	8	Tay		Pupil		
107		Nong Van Vuong	Male	35	Tay		Farmer		11,000,000
		Nong Thi Ban	Female	38	Nung		Farmer		
		Nong Van Truyen	Male	15	Tay		Pupil		
		Nong Thi Tham	Female	4	Tay		Pupil		

Sr No	Address of Household	Name of Household Member	Sex	Age	Ethnic group	Education	Occupation and source of income	Employment	Estimated total income per year (VND)
108	Xom Lung Mac	Dinh Ich Dong	Male	45	Tay		Teacher		14,000,000
		Nong Thi Tiem	Female	79	Tay		Farmer		
		Dam Thi Ngoi	Female	39	Tay		Farmer		
		Dinh Thi Nang	Female	17	Tay		Farmer		
		Dinh Ich Hoang	Male	15	Tay		Pupil		
		Dinh Thi Lanh	Female	13	Tay		Pupil		
109		Hoang Van Nong	Male	30	Tay		Farmer		4,000,000
110		Hoang Minh Bac	Male	23	Tay		Farmer		4,000,000
<b>23. Phuc Sen Commune, Quang Uyen district</b>									
1	Xom Khao	Luc Van Hop	Male	43	Nung		Ocficer		13,000,000
2		Luc Van Suong	Female	22	Nung		Farmer		17,000,000
3		Luc Van Ban	Female	19	Nung		Pupil		8,000,000
4		Luc Van Quang	Female	17	Nung		Pupil		7,000,000
5		Luc Van Thai	Male	15	Nung		Pupil		12,000,000
6		Hoang Van Tien	Female	42	Nung		Farmer		11,000,000
7		Luc Van Tho	Male	45	Nung		Farmer		20,000,000
8		Dam Van Dai	Female	45	Nung		Farmer		12,000,000
9		Luong Van Thai	Male	22	Nung		Farmer		15,000,000
10		Dam Van Thanh	Male	20	Nung		Farmer		6,000,000
11		Hoang Van Cau	Male	18	Nung		Pupil		19,000,000
12		Phung Van Thuc	Male	70	Nung		Farmer		9,000,000
13		Phung Van Ta	Female	68	Nung		Farmer		13,000,000
14		Phung Van Hinh	Male	23	Nung		Farmer		10,000,000
15		Hoang Van Coong	Male	65	Nung		Farmer		10,000,000
16		Hoang Van Sau	Female	64	Nung		Farmer		8,000,000
17		Hoang Van Sam	Male	26	Nung		Farmer		14,000,000
18	Tua Dong	Hoang Van Thang	Female	26	Nung		Farmer		17,000,000
19		Hoang Van Sinh	Male	3	Nung		Pupil		15,000,000
20		Hoang Van Chien	Male	61	Nung		Farmer		10,000,000
21		Phung Van Thuc	Female	59	Nung		Farmer		14,000,000
22		Luong Van Bao	Male	33	Nung		Farmer		13,000,000
23		Be Van Thong	Female	31	Nung		Farmer		20,000,000
24		Luc Van To	Male	9	Nung		Pupil		12,000,000
25		Dam Van Pham	Male	46	Nung		Farmer		12,000,000
26		Dam Van Tang	Female	44	Nung		Farmer		10,000,000
27		Phung Van Thuong	Female	22	Nung		Farmer		6,000,000
28		Hoang Van Men	Male	20	Nung		Farmer		6,000,000
29		Luc Van Tai	Male	71	Nung		Farmer		10,000,000
30		Dam Van Cay	Female	66	Nung		Farmer		12,000,000
31		Hoang Ngoc Truy	Male	30	Nung		Farmer		13,000,000
32		Nong Van Dai	Male	28	Nung		Farmer		12,000,000
33	Ban Y	Hoang Van Huu	Male	47	Nung		Farmer		10,000,000
34		Phung Van Coong	Female	44	Nung		Farmer		13,000,000
35		Nong Hoai Bao	Female	18	Nung		Farmer		9,000,000
36		Nong Van Vinh	Male	15	Nung		Pupil		10,000,000
37		Nong Van Phuc	Female	61	Nung		Farmer		8,000,000
38		Hoang Van Hanh	Male	45	Nung		Ocficer		8,000,000
39		Luong Van Luong	Female	42	Nung		Farmer		14,000,000
40		Luc Van Dan	Male	16	Nung		Farmer		12,000,000
41		Luc Van San	Male	39	Nung		Farmer		17,000,000
42		Luong Van Pung	Female	39	Nung		Farmer		11,000,000
43		Luong Van Cuong	Male	13	Nung		Farmer		13,000,000
44		Hoang Van Hung	Male	11	Nung		Farmer		13,000,000
45		Hoang Van Truong	Female	64	Nung		Farmer		9,000,000
46		Hoang Van Pao	Male	41	Nung		Farmer		16,000,000
47		Nong Van Hoc	Female	45	Tay		Farmer		10,000,000
48		Hoang Van San	Female	25	Tay		Farmer		13,000,000
49		Nong Van Thu	Male	23	Tay		Farmer		16,000,000
50		Nong Van Chung	Male	23	Tay		Farmer		11,000,000

Sr No	Address of Household	Name of Household Member	Sex	Age	Ethnic group	Education	Occupation and source of income	Employment	Estimated total income per year (VND)
51		Hoang Trung Kien	Male	61	Tay		Farmer		10,000,000
52		Nong Van Van	Female	64	Tay		Farmer		13,000,000
53		Nong Van Chien	Female	22	Tay		Farmer		10,000,000
54		Nong Van Toi	Male	51	Tay		Retied		12,000,000
55		Nong Van Dinh	Female	49	Tay		Farmer		10,000,000
56		Nong Van Thang	Male	22	Tay		Student		6,000,000
57		Nong Van Phong	Male	69	Tay		Retied		12,000,000
58		Nong Van Bao	Male	24	Tay		Farmer		14,000,000
59		Hoang Minh Thanh	Female	21	Tay		Farmer		13,000,000
60	Phia Chang	Hoang Van Khin	Female	17	Tay		Pupil		12,000,000
61		Hoang Van San	Male	27	Tay		Farmer		12,000,000
62		Hoang Van Thai	Male	38	Tay		Farmer		12,000,000
63		Nong Van Son	Female	36	Tay		Farmer		13,000,000
64		Hoang Van Thin	Female	14	Tay		Farmer		12,000,000
65		Hoang Dinh Hung	Female	12	Tay		Farmer		24,000,000
66		Luong Van Toan	Male	10	Tay		Pupil		15,000,000
67		Luong Van Thinh	Male	55	Tay		Farmer		20,000,000
68		Nong Van Thu	Female	55	Tay		Farmer		11,000,000
69		Nong Van Say	Male	26	Tay		Sodier		10,000,000
70		Nong Van Nhat	Female	21	Tay		Farmer		13,000,000
71		Nong Van Quan	Male	18	Tay		Pupil		17,000,000
72		Nong Thi Hoanh	Male	66	Tay		Farmer		9,000,000
73		Nong Van Tay	Female	68	Tay		Farmer		10,000,000
74		Nong Van Ngan	Male	95	Tay		Farmer		8,000,000
75		Luong Van Ta	Male	23	Tay		Farmer		10,000,000
76		Hoang Van Them	Male	41	Tay		Farmer		14,000,000
77		Hoang Van Toong	Female	37	Tay		Farmer		13,000,000
78		Nong Van Quyet	Male	16	Tay		Pupil		13,000,000
79		Nong Van Chan	Female	13	Tay		Pupil		13,000,000
80		Nong Long Nhat	Male	62	Tay		Farmer		13,000,000
81		Nong Vinh	Female	55	Tay		Farmer		12,000,000
82		Luong Van Banh	Male	23	Tay		Farmer		12,000,000
83		Luong Van Vinh	Male	76	Tay		Farmer		11,000,000
84		Luong Van Thuong	Female	74	Tay		Farmer		11,000,000
85		Luong Van Dai	Male	33	Tay		Farmer		11,000,000
86		Luong Van Hinh	Female	30	Tay		Farmer		11,000,000
87		Luong Van Chung	Male	8	Tay		Pupil		13,000,000
88		Luong Van Khen	Female	4	Tay		Pupil		12,000,000
89		Luong Van Nut	Male	43	Tay		Farmer		15,000,000
90		Hoang Van Chuc	Female	39	Tay		Farmer		9,000,000
91		Luong Van Minh	Male	15	Tay		Pupil		16,000,000
92		Luong Van Ta	Female	13	Tay		Pupil		15,000,000
93		Luong Van Phat	Male	42	Tay		Farmer		15,000,000
94		Luong Van Mao	Female	42	Tay		Farmer		12,000,000
95		Nong Van Hoc	Male	17	Tay		Pupil		10,000,000
96		Hoang Van Thai	Female	15	Tay		Pupil		12,000,000
97		Hoang Van Dai	Male	60	Tay		Farmer		14,000,000
98		Sach Hoang Ben	Female	57	Tay		Farmer		13,000,000
99		Nong Van Lap	Male	22	Tay		Farmer		13,000,000
100		Nong Van Khim	Female	18	Tay		Farmer		13,000,000
101		Nong Van Len	Male	27	Tay		Farmer		6,000,000
102		Nong Van Binh	Male	51	Tay		Farmer		8,000,000
103		Nong Van Hop	Female	49	Tay		Farmer		10,000,000
104		Luong Van Diep	Female	23	Tay		Farmer		11,000,000
105		Luong Van Hoc	Male	22	Tay		Farmer		10,000,000
106		Luong Van Viet	Male	29	Tay		Farmer		16,000,000
107		Luong Van Hac	Female	27	Tay		Farmer		17,000,000
108		Luong Van Ban	Male	7	Tay		Pupil		17,000,000
109		Luong Thanh Son	Female	5	Tay		Pupil		13,000,000



Sr No	Address of Household	Name of Household Member	Sex	Age	Ethnic group	Education	Occupation and source of income	Employment	Estimated total income per year (VND)
110		Luong Minh Hoi	Male	41	Tay		Farmer		14,000,000
111		Luong Van Quay	Female	37	Tay		Farmer		11,000,000
112		Luong Van Phuc	Female	15	Tay		Pupil		14,000,000
113		Luong Van Chuong	Female	13	Tay		Pupil		13,000,000
114		Nong Thi May	Male	11	Tay		Pupil		13,000,000
115		Luong Van Thong	Male	67	Tay		Farmer		11,000,000
116		Luong Van Nhan	Male	33	Tay		Farmer		12,000,000
117		Luong Van Loc	Female	29	Tay		Farmer		14,000,000
118		Võ Đoàn	Female	2	Tay		Pupil		11,000,000
119		Võ Hoàn	Male	26	Tay		Farmer		13,000,000
<b>24. Quoc Dan Commune, Quang Uyen district</b>									
1	Ban Kinh	Nong Van Tung	male	58	Nung	6/12	farmer		14,000,000
		Nong Thi Thao	female	23	Nung	5/12	farmer		
		Hoang thi An	female	53	Nung	1/12	farmer		
		Hoang thi Mom	female	84	Nung		farmer		
		Nong Thi But Nha	female	2	Nung	5/12	child		
		Nong Van Chi	male	25	Nung	3/12	pupil		
2	Pho Kheo	Hoang Van Cuu	male	49	Nung		farmer		21,000,000
		Luong Thi Khang	female	53	Nung	1/12	farmer		
		Hoang Thi Tim	female	21	Nung	6/12	farmer		
		Hoang Thi Thim	female	18	Nung	6/12	pupil		
		Hoang Thi Niu	female	16	Nung	5/10	pupil		
		Hoang van Hung	male	13	Nung	4/12	pupil		
		Hoang van Hoc	male	10	Nung	2/12	pupil		
		Hoang Thi Sam	female	24	Nung	9/12	pupil		
3	Pho Kheo	Nong Thi Tom	female	29	Nung		farmer		9,000,000
		Hoang Thi Bang	female	69	Nung	4/12	farmer		
		Luong Thi Phuong	female	8	Nung	4/12	pupil		
		Luong Van Bac	male	6	Nung	9/12	pupil		
4	Pho Kheo	Vi Van Kuu	male	29	Nung	9/12	farmer		11,000,000
		Luong Thi Lui	female	29	Nung	7/12	farmer		
		Vi Van Canh	male	7	Nung	6/12	pupil		
		Vi Van Trong	male	4	Nung	9/10	child		
5	Pho Kheo	Luong Van Bong	male	27	Nung	9/10	farmer		4,000,000
		Hoang Thi Mui	female	28	Nung	10/12	farmer		
6	Coc Thuot	Luong Van Phu	male	68	Nung	6/12	farmer		11,000,000
		Luong Thi Phu	female	67	Nung	5/12	farmer		
		Luong Thi Hien	female	24	Nung	1/12	farmer		
		Luong Thi Hanh	female	28	Nung		farmer		
		Luong Van Duc	male	22	Nung	5/12	farmer		
7	Coc Thuot	Hoang Van Va	male	31	Nung	3/12	farmer		11,000,000
		Nong Thi Vi	female	30	Nung		farmer		
		Hoang Phuc Hau	male	10	Nung	1/12	pupil		
		Hoang Thi Bui	female	3	Nung	6/12	child		
8	Pho Kheo	Hoang Van Son	male	43	Nung	6/12	farmer		11,000,000
		Nong Thi Ta	female	43	Nung	5/10	farmer		
		Luong Thi Len	female	88	Nung	4/12	farmer		
		Hoang Van Chanh	male	21	Nung	2/12	farmer		
9	Ban Kinh	Luc Van Xuan	male	37	Nung	9/12	farmer		9,000,000
		Luong Thi Lien	female	37	Nung		farmer		
		Luc Thi Sinh	female	71	Nung	4/12	farmer		
		Luc Van Tan	male	10	Nung	4/12	pupil		
10	Ban Kinh	To Van Hinh	male	49	Nung	9/12	farmer		9,000,000
		Nguyen Thi On	female	51	Nung	9/12	farmer		
		To van Khot	male	28	Nung	7/12	farmer		
		To thi Le	female	26	Nung	6/12	farmer		
11	Ban Kinh	Luong Van Uong	male	72	Nung	9/10	farmer		4,000,000
		Phung Thi Dep	female	68	Nung	9/10	farmer		
12	Ban Kinh	Luong Van Phuc	male	44	Nung	10/12	farmer		10,000,000

Sr No	Address of Household	Name of Household Member	Sex	Age	Ethnic group	Education	Occupation and source of income	Employment	Estimated total income per year (VND)
		Nong Thi Chi	female	42	Nung	6/12	farmer		
		Luong van Cam	male	19	Nung	5/12	farmer		
		Luong Thi Hoi	female	18	Nung	1/12	farmer		
13	Pho Kheo	Luong Van Nut	male	32	Nung		farmer		9,000,000
		Phung Thi Bao	female	34	Nung	5/12	farmer		
		Luong Thi Thang	female	12	Nung	3/12	pupil		
		Luong Van Quoc	male	8	Nung		pupil		
14	Ban Kinh	Luu Minh Tung	male	39	Nung	1/12	farmer		6,000,000
		Hoang Thi Ky	female	39	Nung	6/12	farmer		
15	Ban Kinh	Phung Van Dong	male	62	Nung	6/12	farmer		12,000,000
		Nong Thi Meo	female	59	Nung	5/10	farmer		
		Phung van Pit	male	23	Nung	4/12	farmer		
		Phung van Khanh	male	22	Nung	2/12	farmer		
16	Coc Thuot	Phung Van Loi	male	51	Nung	9/12	farmer		9,000,000
		Phung Thi Hoang	female	22	Nung		farmer		
		Phung Thi Den	female	20	Nung	4/12	farmer		
		Luong Thi Linh	female	78	Nung	4/12	farmer		
17	Coc Thuot	Hoang Van Sam	male	48	Nung	9/12	farmer		10,000,000
		Vuong Thi Nim	female	53	Nung	9/12	farmer		
		Hoang Thi Hanh	female	22	Nung	7/12	farmer		
		Hoang Van Thu	male	19	Nung	6/12	pupil		
18	Coc Thuot	Hoang van Meo	male	62	Nung	9/10	farmer		9,000,000
		Long Thi Lin	female	62	Nung	9/10	farmer		
		Hoang van Dien	male	25	Nung	10/12	farmer		
		Hoang Thi Thu	female	19	Nung	6/12	farmer		
19	Coc Thuot	Hoang Van Ran	female	33	Nung	5/12	farmer		8,000,000
		Hoang thi Hue	female	12	Nung	1/12	pupil		
		Hoang Thi Thuong	female	9	Nung		pupil		
20	Coc Thuot	Hoang van To	male	64	Nung	5/12	farmer		10,000,000
		Nong Thi Ray	female	52	Nung	3/12	farmer		
		Hoang van Chuc	male	21	Nung		farmer		
		Hoang Thi Khau	female	23	Nung	1/12	farmer		
21	Coc Thuot	Hoang van Cau	male	42	Nung	6/12	farmer		11,000,000
		Hoang Thi Tim	female	42	Nung	6/12	farmer		
		Hoang Van Long	male	16	Nung	5/10	pupil		
		Hoang Van Thai	male	14	Nung	4/12	pupil		
22	Coc Thuot	Hoang van Phinh	male	57	Nung	2/12	farmer		9,000,000
		Hoang Thi Man	female	53	Nung	9/12	farmer		
		Hoang thi Yen	female	22	Nung		farmer		
		Hoang thi Huong	female	21	Nung	4/12	pupil		
23	Coc Thuot	Hoang Van Ray	male	41	Nung	4/12	farmer		9,000,000
		Hoang Thi Luong	female	41	Nung	9/12	farmer		
		Hoang Van Tuyen	male	16	Nung	9/12	pupil		
		Hoang Thi Thom	male	12	Nung	7/12	pupil		
24	Coc Thuot	Vuong Van Kinh	male	37	Nung	6/12	farmer		9,000,000
		Vuong Thi Peng	female	36	Nung	9/10	farmer		
		Vuong Van Do	male	71	Nung	9/10	farmer		
		Vuong Thi Lich	female	73	Nung	10/12	farmer		
25		Hoang Van Cai	male	15	Nung	6/12	pupil		8,000,000
		Hoang Van Hieu	male	13	Nung	5/12	pupil		
		Hoang Thi Niem	female	9	Nung	1/12	pupil		
26		Phung Thi Hieu	female	32	Nung		Farmer		8,000,000
		Nong Thi Thu	female	30	Nung	5/12	Farmer		
		Nong Van Tuấn	male	6	Nung	3/12	Pupil		
		Hoang Thi Diep	female	58	Nung		Farmer		
27		Hoang van Van	male	32	Nung	1/12	Farmer		10,000,000
		Tran Thi Ngan	female	31	Nung	6/12	Farmer		
		Hoang Thi Sao	female	55	Nung	6/12	Farmer		
		Hoang Van Tao	male	6	Nung	5/10	Pupil		

Sr No	Address of Household	Name of Household Member	Sex	Age	Ethnic group	Education	Occupation and source of income	Employment	Estimated total income per year (VND)
28		Hoang van Bich	male	35	Nung	4/12	Farmer		7,000,000
		Hoang Thi Sam	female	31	Nung	2/12	Farmer		
		Hoang Van Sy	male	10	Nung	9/12	Pupil		
29		Thach Van Tho	male	44	Nung		Farmer		11,000,000
		Hoang Thi Ngai	female	40	Nung	4/12	Farmer		
		Thach Thi Thuy	female	20	Nung	4/12	Pupil		
		Thach Thi Khiên	female	68	Nung	9/12	Farmer		
30		Mong Van Seo	male	44	Nung	9/12	Farmer		8,000,000
		Nong Thi Ha	female	42	Nung	7/12	Farmer		
		Mong Van Chuong	male	14	Nung	6/12	Farmer		
31		Vi Van Den	male	34	Nung	9/10	ChiminhOffier		7,000,000
		Tran Thi Hiep	female	31	Nung	9/10	Farmer		
		Vi Van Vinh	male	11	Nung	10/12	Pupil		
32		Hoang Van Sau	male	44	Nung	9/10	ChiminhOffier		7,000,000
		Trieu Thi Huong	female	44	Nung	9/10	Teacher		
		Hoang Thi Giang	female	15	Nung	10/12	Pupil		
<b>25. Quoc Toan Commune, Tra Linh district</b>									
1	Nhom Nhem	Hoang Thi Bang	female	39	Nung		Farmer		7,500,000
		Ha Thi Chau	female	67	Nung		Farmer		
		Ha Thi Bung	female	31	Nung		Farmer		
		Ha Thi Bong	female	27	Nung		Farmer		
		Ha Van Ban	male	25	Nung		Farmer		
		Ha Van Vet	male	37	Nung		Farmer		
2	Nhom Nhem	Nong Van Cau	male	41	Nung		Worker		4,560,000
		Sam Thi Men	female	38	Nung		Farmer		
		Nong Van Huy	male	10	Nung		pupil		
3	Nhom Nhem	Sam Van Thieu	male	55	Nung		Farmer		5,750,000
		Luc Thi Thon	female	51	Nung		Farmer		
		Sam Van Duc	male	27	Nung		Farmer		
		Sam Thi Hien	female	27	Nung		Farmer		
		Sam Van Chung	male	4	Nung		child		
4	Nhom Nhem	Luong Van Xen	male	34	Nung		Farmer		6,100,000
		Trieu Thi Lin	female	36	Nung		Farmer		
		Luong Van Nghiep	male	13	Nung		pupil		
		Luong Thi Phuong	female	11	Nung		pupil		
		Phung Thi Deng	female	67	Nung		Farmer		
5	Nhom Nhem	Hoang Van Thung	male	24	Nung		Farmer		4,620,000
		Ha Thi Phin	female	61	Nung		Farmer		
		Long Thi Mai	female	23	Nung		Farmer		
6	Nhom Nhem	Vi Van Bo	male	59	Nung		Farmer		7,320,000
		Mung Thi Som	female	59	Nung		Farmer		
		Vi Thi Thanh	female	21	Nung		pupil		
		Vi Van Vinh	male	18	Nung		pupil		
		Vi Thi Tuyen	female	16	Nung		pupil		
		Vi Van Cuong	male	12	Nung		pupil		
7	Cao Xuyen	Dam Van Thai	female	65	Tay		Farmer		8,460,000
		Dam Van Bao	male	65	Tay		Farmer		
		Dam Van Binh	male	30	Tay		Farmer		
		Ha Thi Tham	female	29	Tay		Farmer		
		Dam Vinh Son	male	7	Tay		pupil		
8	Cao Xuyen	Dam Van Noong	female	58	Tay		Farmer		3,750,000
		Dam Van Tien	male	20	Tay		Farmer		
		Dam Van Luc	male	19	Tay		Farmer		
9	Cao Xuyen	Nong Van Duong	male	26	Tay		Farmer		4,500,000
		Ha Thi He	female	26	Tay		Farmer		
		Be Thi Thieu	female	19	Tay		Farmer		
		Be Thi Thu	female	3	Tay		child		
10	Cao Xuyen	Vuong Van Dong	male	61	Tay		Farmer		5,280,000
		Ha Thi Phien	female	59	Tay		Farmer		

Sr No	Address of Household	Name of Household Member	Sex	Age	Ethnic group	Education	Occupation and source of income	Employment	Estimated total income per year (VND)
		Ha Thi Lieu	female	27	Tay		Farmer		
		Ha Dinh Be	male	4	Tay		child		
11	Cao Xuyen	Nong Van Khiem	male	61	Tay		Farmer		6,750,000
		Nong Thi Ray	female	60	Tay		Farmer		
		Nong Thi La	female	26	Tay		Farmer		
		Nong Thi Nha	female	24	Tay		Farmer		
		Nong Thi Nhan	female	21	Tay		Farmer		
		Nong Thi Nhan	female	19	Tay		Farmer		
12	Cao Xuyen	Phung Van Cuong	male	41	Tay		Farmer		4,500,000
		Dam Thi En	female	43	Tay		Farmer		
		Phung Van The	male	17	Tay		pupil		
		Phung Van Gioi	male	15	Tay		pupil		
13	Cao Xuyen	Phung Van Dan	male	30	Tay		Farmer		3,435,000
		Be Thi Hoai	female	30	Tay		Farmer		
		Phung Van Ha	male	10	Tay		pupil		
14	Cao Xuyen	Long Van Di	male	34	Tay		Farmer		3,456,000
		Ma Thi Thap	female	34	Tay		Farmer		
		Ma Thi Rieu	female	63	Tay		Farmer		
15	Cao Xuyen	Long Van Hung	male	33	Tay		Farmer		5,760,000
		Nong Thi Hang	female	33	Tay		Farmer		
		Long Thi Thao	female	12	Tay		Farmer		
16	Cao Xuyen	Nong Van Sau	male	45	Tay		Farmer		4,652,000
		Luc Thi Tuoi	female	41	Tay		Farmer		
		Nong Van Don	male	18	Tay		pupil		
		Nong Thi Huong	female	22	Tay		Farmer		
17	Cao Xuyen	Vi Van Chung	male	63	Tay		Farmer		5,800,000
		Luc Thi Hoi	female	62	Tay		Farmer		
		Vi Van Nien	male	23	Tay		Farmer		
		Vi Van Xinh	male	19	Tay		Farmer		
18	Pac Vau	Hoang Van Dong	female	69	Tay		Farmer		4,596,000
		Phan Van Dai	male	72	Tay		Farmer		
		Ha Thi Nom	female	29	Tay		Farmer		
19	Pac Vau	Phung Van Khen	male	40	Tay		Farmer		7,524,000
		Ha Thi Bieu	female	39	Tay		Farmer		
		Phung Thi May	female	12	Tay		pupil		
		Phung Van Tu	male	9	Tay		pupil		
		Ha Thi Hoa	female	65	Tay		Farmer		
		Phung Thi Oanh	female	23	Tay		Farmer		
20	Pac Vau	Long Quang Phinh	male	31	Tay		Farmer		3,762,000
		Nong Thi Chanh	female	31	Tay		Farmer		
		Long Viet Ai	male	9	Tay		pupil		
21	Pac Vau	Long Van Nham	male	51	Tay		Farmer		6,250,000
		Luong Thi Xuan	female	49	Tay		Farmer		
		Long Thi Bieu	female	21	Tay		Farmer		
		Long Thi Nhu	female	15	Tay		pupil		
		Long Hai Dong	male	18	Tay		pupil		
22	Pac Vau	Long Van Phinh	female	53	Tay		Farmer		7,536,000
		Ha Duc Con	male	52	Tay		Farmer		
		Long Van Tuan	male	21	Tay		Farmer		
		Long Thi Tinh	female	19	Tay		Farmer		
		Long Minh Nghia	male	15	Tay		pupil		
23	Pac Vau	Long Thi Ninh	male	38	Tay		Farmer		5,016,000
		Luong Thi Yen	female	33	Tay		Farmer		
		Long Thu Longo	male	10	Tay		pupil		
		Long Thi Tra My	female	8	Tay		child		
24	Pac Vau	Luong Van Giang	female	42	Tay		Farmer		6,280,000
		Luu Thi Phong	female	78	Tay		Farmer		
		Luong Thi Thu Huyen	female	16	Tay		pupil		
		Luong Quoc Huy	male	9	Tay		pupil		

Sr No	Address of Household	Name of Household Member	Sex	Age	Ethnic group	Education	Occupation and source of income	Employment	Estimated total income per year (VND)
25	Coc Phat	Luong Thong Ke	male	53	Tay		Farmer		5,000,000
		Luong Van Minh	male	29	Tay		Farmer		
		Luong Thi Oanh	female	24	Tay		Farmer		
		Luong Thi Linh	female	22	Tay		Farmer		
26	Coc Phat	Hoang Binh Trong	female	41	Tay		Farmer		5,024,000
		Ha To Ly	male	14	Tay		pupil		
		Ha Van Coi	male	9	Tay		pupil		
27	Coc Phat	Luong Van Tang	male	41	Tay		Farmer		3,762,000
		Luong Manh Hung	male	11	Tay		pupil		
		Luong Hong Thai	male	7	Tay		child		
28		Ha Quoc Bao	male	45	Tay		Farmer		7,524,000
		Ha Thi Kieu	Female	22	Tay		Farmer		
		Ha Thi Hao	Female	19	Tay		Pupil		
		Ha Thi Nga	Female	17	Tay		Pupil		
		Ha Van Kien	Male	15	Tay		Pupil		
		Ha Thi Dung	Female	42	Tay		Farmer		
29		Hoang Khanh Kim	male		Tay		Farmer		6,270,000
		Dang Thi Deo	Female	59	Tay		Farmer		
		Ha Van Canh	Male	33	Tay		Farmer		
		Ly Thi Diem	Female	31	Tay		Farmer		
		Ha Van Quang	Male	9	Tay		Pupil		
30		Dinh Thi Thanh	female	43	Tay		Farmer		5,016,000
		Hoang Van Hop	Male	22	Tay		Farmer		
		Hoang Van Cong	Male	20	Tay		Farmer		
		Hoang Van Hoa	Male	18	Tay		Pupil		
31		Dinh Thi Thanh	female	55	Tay		Farmer		5,016,000
		Hoang Van Nghi	Male	26	Tay		Farmer		
		Ly Thi Dao	Female	26	Tay		Farmer		
		Hoang Van Huu	Male	3	Tay		Pupil		
32		Hoang Van Tong	male	65	Tay		Farmer		5,016,000
		Dam Thi Nong	Female	66	Tay		Farmer		
		Hoang Van Hung	Male	30	Tay		Farmer		
		Hoang Van Hai	Male	28	Tay		Farmer		
33		Dam Thi Can	female	50	Tay		Farmer		3,762,000
		Dam Thi Bich	Female	22	Tay		Farmer		
		Dam Trung Quynh	Male	20	Tay		Farmer		
34		Be Kim Thang	male	44	Tay		Farmer		3,762,000
		Be Van Hoc	Male	15	Tay		Pupil		
		Be Thi Hanh	Female	13	Tay		Pupil		
35		Dam Dinh Nhat	male	59	Tay		Farmer		6,270,000
		Vu Thi Be	Female	58	Tay		Retied		
		Dam Van Hung	Male	23	Tay		Student		
		Dam Thi Hien	Female	21	Tay		Student		
		Dam Thi Hoa	Female	16	Tay		Pupil		
36		Dam Dinh Tran	male		Tay		Farmer		6,270,000
		Dam Thi Bach	Female	43	Tay		Farmer		
		Dam Van Nghia	Male	21	Tay		Farmer		
		Dam Thi Due	Female	20	Tay		Farmer		
		Dam Van Hau	Male	18	Tay		Pupil		
37		Dam Thi Met	female	42	Tay		Farmer		5,016,000
		Dinh Thi Pheng	Female	40	Tay		Farmer		
		Dam Van Nhan	Male	19	Tay		Farmer		
		Dam Van Nhuong	Male	17	Tay		Farmer		
38		Be Van Tuyen	male	58	Tay		Farmer		5,016,000
		Vu Thi Be	Female	58	Tay		Retied		
		Be Van Hung	Male	23	Tay		Student		
		Be Thi Hien	Female	21	Tay		Student		
39		Be Van Ninh	male		Tay		Farmer		6,270,000
		Nong Thi May	Female	39	Tay		Farmer		

Sr No	Address of Household	Name of Household Member	Sex	Age	Ethnic group	Education	Occupation and source of income	Employment	Estimated total income per year (VND)
		Be Van Dang	Male	18	Tay		Farmer		
		Be Van Dao	Male	15	Tay		Pupil		
		Be Thi Phoc	Female	69	Tay		Farmer		
40		Luong Van Khanh	male	52	Tay		Farmer		6,270,000
		Dinh Thi Duyen	Female	48	Tay		Farmer		
		Luong Van Hieu	Male	23	Tay		Farmer		
		Luong Van Thuan	Male	21	Tay		Farmer		
		Luong Thi Boi	Female	19	Tay		Farmer		
41		Dam Van Bao	male	38	Tay		Farmer		5,016,000
		Nong Thi nho	Female	35	Tay		Farmer		
		Dam Van Bac	Male	11	Tay		Pupil		
		Dam Van Thai	Male	9	Tay		Pupil		
42		Hoang Van Vinh	male	55	Tay		Farmer		3,762,000
		Luc Thi Luyen	Female	55	Tay		Farmer		
		Hoang Van Tuyen	Male	30	Tay		Farmer		
43		Hoang Huu Phan	male	45	Tay		Farmer		6,270,000
		Nguyen Thi Loan	Female	43	Tay		Farmer		
		Hoang Van Thuc	Male	21	Tay		Farmer		
		Hoang Van Thong	Male	18	Tay		Pupil		
		Hoang Thi Yen	Female	16	Tay		Pupil		
44		Hoang Huu Phong	male	58	Tay		Farmer		6,270,000
		Hoang Van Truong	Male	32	Tay		Farmer		
		Hoang Thi Trinh	Female	26	Tay		Farmer		
		Hoang Thi Chien	Female	24	Tay		Farmer		
		Hoang Van Thuat	Male	22	Tay		Farmer		
45		Hoang Khanh Oanh	male	34	Tay		Farmer		3,762,000
		Dam Thi Diep	Female	30	Tay		Farmer		
		Hoang Thi Giang	Female	8	Tay		Pupil		
46		Hoang Van Hong	male	41	Tay		Farmer		6,270,000
		Nguyen Thi Ha	Female	36	Tay		Farmer		
		Hoang Van Khanh	Male	11	Tay		Pupil		
		Hoang Thi Dung	Female	9	Tay		Pupil		
		Hoang Van Son	Male	7	Tay		Farmer		
47		Hoang Quoc Toan	male	50	Tay		Farmer		5,016,000
		Luong Thi Song	Female	49	Tay		Farmer		
		Hoang Thi Hop	Female	22	Tay		Pupil		
		Hoang Thi Gai	Female	19	Tay		Pupil		
48		Dam Van Nam	male	41	Tay		Farmer		6,270,000
		Nong Thi Hoai	Female	37	Tay		Farmer		
		Dam Thi Huong	Female	12	Tay		Pupil		
		Dam Thi Hau	Female	8	Tay		Pupil		
		Dam Van Y	Male	74	Tay		Farmer		
49		Dam thi Soc	female	44	Tay		Farmer		3,762,000
		Dinh Van Tue	Male	18	Tay		Pupil		
		Dinh Thi Gam	Female	15	Tay		Pupil		
50		Dam Van Don	male	60	Tay		Farmer		5,016,000
		Dam Van Buu	Male	31	Tay		Ocficer		
		Dam Van Vung	Male	26	Tay		Ocficer		
		Dam Van Thuan	Male	22	Tay		Student		
51		Hoang Van Duy	male	57	Tay		Farmer		6,270,000
		Nong Thi Nhan	Female	57	Tay		Farmer		
		Hoang Thi Tham	Female	29	Tay		Farmer		
		Hoang Van Vu	Male	26	Tay		Farmer		
		Hoang Thi Nhun	Female	31	Tay		Farmer		
52		Dam Van Cuc	male	33	Tay		Farmer		6,270,000
		Dinh Thi Lanh	Female	30	Tay		Farmer		
		Dam Thi Le	Female	12	Tay		Pupil		
		Dam Thi Ngat	Female	7	Tay		Pupil		
		Dam Van Thin	Male	5	Tay		Pupil		

Sr No	Address of Household	Name of Household Member	Sex	Age	Ethnic group	Education	Occupation and source of income	Employment	Estimated total income per year (VND)
53		Dam Van Hung	male	58	Tay		Farmer		6,270,000
		Nong Thi Nhan	Female	57	Tay		Farmer		
		Dam Thi Tham	Female	29	Tay		Farmer		
		Dam Van Vu	Male	26	Tay		Farmer		
		Dam Thi Nhun	Female	31	Tay		Farmer		
54		Dam Thi Tam	female	55	Tay		Farmer		6,270,000
		Truong Thi Lang	Female	52	Tay		Farmer		
		Dam Van Trieu	Male	31	Tay		Farmer		
		Dam Thi Ninh	Female	19	Tay		Farmer		
		Dam Thi Bich	Female	17	Tay		Pupil		
55		Hoang Thi Bong	female	50	Tay		Farmer		5,016,000
		Dinh Van Quang	Male	20	Tay		Farmer		
		Dinh Thi Hoa	Female	27	Tay		Farmer		
		Dinh Van Khoi	Male	3	Tay		Pupil		
56		Nong Thi Cam	female	41	Tay		Farmer		5,016,000
		Phan Van Nguyen	Male	17	Tay		Pupil		
		Phan Thi Nguyet	Female	14	Tay		Pupil		
		Phan Thi Huu	Female	20	Tay		Farmer		
57		Luong Thi Rieng	female	45	Tay		Farmer		6,270,000
		Dam Thi hue	Female	40	Tay		Nurse		
		Luong Thi Nhung	Female	13	Tay		Pupil		
		Luong Thi Suu	Female	11	Tay		Pupil		
		Luong Thi Ti	Female	9	Tay		Pupil		
58		Dam Van Chai	male	60	Tay		Farmer		5,016,000
		Hoang Thi Dang	Female	58	Tay		Farmer		
		Dam Ich Tran	Male	32	Tay		Farmer		
		Dam Tho Sen	Male	23	Tay		Student		
59		Hoang Van Diu	male	48	Tay		Farmer		5,016,000
		Hoang Thi Huong	Female	45	Tay		Farmer		
		Hoang Van Hoan	Male	18	Tay		Pupil		
		Hoang Van Hung	Male	15	Tay		Pupil		
<b>26. Nguyen Hue Commune, Hoa An district</b>									
1	Xom An Lai	Dam Van Thuan	Male	36	Nung		Farmer		13,000,000
		Hoang Thi Uyen	Female	32	Tay		Farmer		
		Dam Van Be	Male	1	Nung				
2		Hoang The Nhan	Male	40	Nung		Farmer		20,000,000
		Chu Thi Quyen	Female	37	Nung		Farmer		
		Hoang Van Tuong	Male	12	Nung		Pupil		
		Hoang Thi Mo	Female	10	Nung		Pupil		
3		Chau Quoc Hoi	Male	55	Nung		Retied		29,000,000
		Chu Thi Huong	Female	55	Nung		Farmer		
		Chau Duc Dung	Male	29	Nung		Worker		
		Be Thi Bay	Female	28	Tay		Worker		
		Chau Thi Thuy Duong	Female	18	Nung		Pupil		
		Chau Thi my Duyen	Female	2	Nung				
4		Chau Van Dau	Male	33	Nung		Farmer		9,000,000
		Chau Trung Tho	Male	13	Nung		Pupil		
5		Luong Thi Tham	Female	35	Nung		Farmer		14,000,000
		Dam Van Bien	Male	37	Nung		Sodier		
		Dam Trong Nghia	Male	9	Nung		Pupil		
6		Dam Thi My	Female	65	Nung		Farmer		29,000,000
		Chau Thi Tuyet	Female	38	Nung		Unemployment		
		Chau Van The	Male	30	Nung		Farmer		
		Chu Thi Tuyen	Female	30	Nung		Farmer		
		Chau Thi Thieu	Female	28	Nung		Farmer		
		Chau Van Manh	Male	6	Nung		Pupil		
		Chau Thi Quynh	Female	12	Nung		Pupil		
7		Hoang Thi Xuan	Female	50	Nung		Farmer		33,000,000
		Hoang Van Bao	Male	50	Nung		Oefficer		

Sr No	Address of Household	Name of Household Member	Sex	Age	Ethnic group	Education	Occupation and source of income	Employment	Estimated total income per year (VND)
		Hoang Van Hien	Male	24	Nung		Farmer		
		Hoang Thi Luyen	Female	22	Nung		Farmer		
		Hoang Van Hiep	Male	20	Nung		Student		
		Hoang Thi Huong	Female	18	Nung		Pupil		
		Hoang Van Ha	Male	1	Nung				
8		Chu Van Binh	Male	42	Nung		Farmer		20,000,000
		Hoang Thi Dan	Female	40	Nung		Farmer		
		Hoang Thi Noong	Female	70	Nung		Farmer		
		Chu Van Quoc	Male	18	Nung		Farmer		
		Chu Thi Tam	Female	16	Nung		Pupil		
9		Hua Van Trieu	Male	40	Nung		Farmer		25,000,000
		Nong Thi phi	Female	40	Nung		Farmer		
		Hua Van Loi	Male	70	Nung		Farmer		
		Hua Thi Nho	Female	28	Nung		Farmer		
		Hua Van Kien	Male	17	Nung		Pupil		
		Hua Van Cuong	Male	13	Nung		Pupil		
10		Truong Van Ngoc	Male	50	Nung		Officer		12,000,000
		Dam Thi Hau	Female	45	Nung		Teacher		
		Truong Van Hoa	Male	19	Nung		Farmer		
11		Lam Van Phuong	Male	35	Nung		Farmer		24,000,000
		Hoang Thi Dinh	Female	35	Nung		Farmer		
		Lam Thi Hue	Female	12	Nung		Pupil		
		Lam Thi Huong	Female	11	Nung		Pupil		
		Lam Van Huan	Male	9	Nung		Pupil		
12		Hoang Manh Thong	Male	42	Nung		Farmer		19,000,000
		Nong Thi Nu	Female	40	Nung		Farmer		
		Hoang Van Tuan	Male	20	Nung		Sodier		
		Hoang Thi Thao	Female	18	Nung		Student		
13		Luong Van Dai	Male	35	Nung		Farmer		13,000,000
		Phan Thi Nam	Female	32	Nung		Farmer		
		Luong Van Thien	Male	9	Nung		Pupil		
14		Ly Quoc Duong	Male	37	Nung		Farmer		19,000,000
		Trieu Thi Van	Female	36	Nung		Officer		
		Ly Quoc Phu	Male	13	Nung		Pupil		
		Ha Thi Xung	Female	70	Nung		Farmer		
15		Nong Van Minh	Male	45	Nung		Farmer		21,000,000
		Luong Thi Binh	Female	40	Nung		Farmer		
		Nong Van Cuong	Male	22	Nung		Sodier		
		Nong Van Quoc	Male	20	Nung		Farmer		
		Nong Van Toan	Male	18	Nung		Farmer		
16		Luan Van Phuong	Male	35	Nung		Farmer		18,000,000
		Hoang Thi Phuong	Female	35	Nung		Farmer		
		Luan Hai Yen	Female	13	Nung		Pupil		
		Luan Van Nam	Male	11	Nung		Pupil		
17		Ly Quoc Dai	Male	40	Nung		Farmer		24,000,000
		Luong Thi Lanh	Female	39	Nung		Farmer		
		Ly Thi Linh	Female	16	Nung		Pupil		
		Ly Thi Giang	Female	14	Nung		Pupil		
		Ly Quoc Dat	Male	11	Nung		Pupil		
18		Vuong Van Coong	Male	48	Nung		Farmer		17,000,000
		Ly Thi Mai	Female	46	Nung		Farmer		
		Vuong Van Luan	Male	17	Nung		Pupil		
		Ha Thi Thu	Female	22	Nung		Farmer		
19		Ly Van Chung	Male	32	Nung		Farmer		15,000,000
		Chu Thi Nhu	Female	30	Nung		Farmer		
		Ly Van An	Male	5	Nung		Pupil		
		Nong Thi Tao	Female	65	Nung		Farmer		17,000,000
		Luong Van Thuc	Male	35	Nung		Sodier		
		Nong Thi Bay	Female	34	Tay		Teacher		



Sr No	Address of Household	Name of Household Member	Sex	Age	Ethnic group	Education	Occupation and source of income	Employment	Estimated total income per year (VND)
		Luong Van Trung	Male	2	Nung		Farmer		
21		Chu Van Hinh	Male	50	Nung		Farmer		39,000,000
		Hoang Thi Van	Female	46	Nung		Farmer		
		Chu Van Duy	Male	26	Nung		Farmer		
		Chu Van Giang	Male	22	Nung		Farmer		
		Chu Van Son	Male	20	Nung		Farmer		
		Chu Thi Thuy	Female	18	Nung		Farmer		
		Nong Thi Duyen	Female	24	Nung		Farmer		
		Chu Van Quynh	Male	1					
22	Nam Loat	Hoang Van Dung	Male	60	Tay		Retied		15,000,000
		Na Thi Noong	Female	52	Tay		Farmer		
		Hoang Van Quyet	Male	25	Tay		Officer		
23		Vi Duc Ka	Male	42	Tay		Officer		18,000,000
		La Thi Khac	Female	40	Tay		Farmer		
		Vi Va Tuyen	Male	15	Tay		Pupil		
		Vi Van Be	Female	13	Tay		Pupil		
<b>27. Ngu Lao Commune, Hoa An district</b>									
1	Ban Gun	Hoang van Giap	male	43	Nung		farmer		8,085,000
		Long Thi Lien	female	42	Nung		farmer		
		Hoang Thi Luu	female	18	Nung		farmer		
		Hoang Thi Ly	female	14	Nung		pupil		
		Hoang Van Huan	male	12	Nung		pupil		
		Trieu Thi Khuyen	female	78	Nung		farmer		
		Hoang Thi Ha	female	30	Nung		farmer		
2	Ban Gun	Luong Van Giau	male	51	Nung		farmer		6,250,000
		Hoang Thi Hai	female	50	Nung		farmer		
		Luong Xuan Hiep	male	18	Nung		pupil		
		Luong Xuan Hoi	male	17	Nung		pupil		
3	Ban Gun	Nong Huu Cau	male	50	Nung		farmer		2,500,000
		Hoang Thi Len	female	50	Nung		farmer		
4	Ban Gun	Hoang Trung San	male	39	Nung		farmer		8,778,000
		Hoang Thi Chin	female	36	Nung		farmer		
		Hoang Van Dung	male	12	Nung		pupil		
		Hoang Van Duong	male	11	Nung		pupil		
		Hoang Thi Phuong	female	10	Nung		pupil		
		Hoang Trung Nhin	male	70	Nung		farmer		
		Dang Thi Minh	female	72	Nung		farmer		
5	Ban Gun	Hoang Trung Phong	male	41	Nung		farmer		5,024,000
		Hoang Thi Seo	female	42	Nung		farmer		
		Hoang Thi Ngan	female	19	Nung		pupil		
		Hoang Thi Nga	female	16	Nung		pupil		
6	Ban Gun	Nong Van Su	male	74	Nung		farmer		7,536,000
		Vuong Thi Dung	female	76	Nung		farmer		
		Nong Van Su	male	36	Nung		farmer		
		Vuong Thi Ly	female	34	Nung		farmer		
		Nong Van Chinh	male	14	Nung		pupil		
		Nong Van Do	male	13	Nung		pupil		
7	Ban Gun	Nong Van Binh	male	61	Nung		farmer		8,700,000
		Luu Thi Thanh	female	58	Nung		farmer		
		Nong Van Dong	male	27	Nung		farmer		
		Nong Van Dinh	male	24	Nung		farmer		
		Nong Van Cuong	male	19	Nung		farmer		
		Nong Van Cong	male	17	Nung		pupil		
8	Ban Gun	Hoang Van Quoc	male	37	Nung		farmer		6,280,000
		Luu Thi Tiep	female	34	Nung		farmer		
		Hoang Thi Dung	female	14	Nung		pupil		
		Hoang Van Anh	female	12	Nung		pupil		
		Hoang Thi Xang	female	71	Nung		farmer		
9	Ban Gun	Luong Van Thiet	male	43	Nung		farmer		7,338,000

Sr No	Address of Household	Name of Household Member	Sex	Age	Ethnic group	Education	Occupation and source of income	Employment	Estimated total income per year (VND)
		Luu Thi Hoan	female	39	Nung		farmer		
		Luong Thi Huyen	female	18	Nung		pupil		
		Luong Thi Phuong	female	15	Nung		pupil		
		Luong Thi Thu	female	12	Nung		pupil		
		Luong Thi Hang	female	8	Nung		pupil		
10	Ban Gun	Nong Van Luong	male	37	Nung		farmer		6,104,000
		Hoang Thi Ban	female	42	Nung		farmer		
		Nong Van Dat	male	13	Nung		pupil		
		Nong Thi Diep	female	10	Nung		pupil		
11	Ban Gun	Hoang Trung Loi	male	47	Nung		farmer		10,164,000
		Nong Thi Lich	female	45	Nung		farmer		
		Hoang Thi Luyen	female	22	Nung		farmer		
		Hoang Thi Tuyet	female	20	Nung		pupil		
		Hoang Trung Viet	male	18	Nung		pupil		
		Hoang Thi Thuong	female	20	Nung		pupil		
12	Ban Gun	Hoang Van Tien	male	39	Nung		farmer		6,275,000
		Dam Thi Noong	female	39	Nung		farmer		
		Hoang Van Thinh	male	17	Nung		pupil		
		Hoang Van Vinh	male	15	Nung		pupil		
		Hoang Van Vuong	male	12	Nung		pupil		
13	Ban Gun	Luu Minh Trung	male	49	Nung		farmer		7,386,000
		Phuong Thi Bui	female	42	Nung		farmer		
		Luu Thi Tham	female	17	Nung		pupil		
		Luu Thi Chanh	female	15	Nung		pupil		
		Luu Thi Chuyen	female	12	Nung		pupil		
		Luu Thi Chinh	female	6	Nung		pupil		
14	Ban Gun	Luu Van Dam	male	71	Nung		farmer		6,750,000
		Luong Thi Phuong	female	57	Nung		farmer		
		Luu Minh Tuan	male	29	Nung		farmer		
		Luu thi Luyen	female	26	Nung		farmer		
		Luu Van Huan	male	23	Nung		farmer		
		Luu Van Hoa	male	21	Nung		farmer		
15	Ban Gun	Long Nong Hiep	male	43	Nung		farmer		
		Nong Thi Len	female	39	Nung		farmer		
		Long Van Hieu	male	16	Nung		pupil		
16	Ban Gun	Long Nong Tai	male	30	Nung		farmer		
		Hoang Thi Nop	female	29	Nung		farmer		
		Long Van Vuong	male	6	Nung		pupil		
		Long Bich Thuy	female	3	Nung		pupil		
		Long Van Nhan	male	65	Nung		farmer		
		Luong Thi Cham	female	55	Nung		farmer		
17	Ban Gun	Vuong Van Vu	male	35	Nung		farmer		
		Hoang Thi Oanh	female	34	Nung		farmer		
		Vuong Nong Luat	male	13	Nung		pupil		
		Vuong Nong Luyen	male	11	Nung		pupil		
<b>28. Ngoc Xuan Commune, Cao Bang Town</b>									
1	Gia Ngam	Lien Si Khoi	male	25	Tay		Farmer		13,000,000
		Nong Thi An	female	21	Tay		Farmer		
		Luu Anh Tuan	male	17	Tay		Farmer		
		Luu Hong Quan	male	14	Tay		Farmer		
2	Ban Vuom	Doan Thi Thao	female	24	Tay		Farmer		11,000,000
		Lo Qui Lan	male	48	Tay		Farmer		
		Doan Thi Anh	female	17	Tay		Farmer		
3	Gia Ngam	Doan Thi Vay	female	55	Tay		Farmer		14,000,000
		Doan Van Si	male	55	Tay		Farmer		
		Doan Van Hieu	male	16	Tay		Farmer		
		Ta Thi Huong	female	34	Tay		Farmer		
4	Gia Ngam	Doan Thi Nga	female	65	Tay		Farmer		14,000,000
		Doan Van Vien	male	67	Tay		Farmer		

Sr No	Address of Household	Name of Household Member	Sex	Age	Ethnic group	Education	Occupation and source of income	Employment	Estimated total income per year (VND)
		Doan Bao Long	male	7	Tay		Farmer		
		Doan Van Van	male	34	Tay		Farmer		
5	Gia Ngam	Doan Trong Phuong	male	52	Tay		Farmer		15,000,000
		Doan Van Tao	male	75	Tay		Farmer		
		Ma Thi Ha	female	47	Tay		Farmer		
		Doan Thi Nga	female	21	Tay		Farmer		
6	Na Bam	Doan Van Tong	male	64	Tay		Farmer		16,000,000
		Nguyen Thi Buom	female	62	Tay		Farmer		
		Doan Thi Lap	female	25	Tay		Farmer		
		Doan Thi Luan	female	23	Tay		Farmer		
7	Dong Bay	Doan Cong Cau	male	75	Tay		Farmer		19,000,000
		Doan Thi Roong	female	73	Tay		Farmer		
		Doan Van Tuan	male	25	Tay		Farmer		
		Doan Thi An	female	20	Tay		Farmer		
		Doan Van Nung	male	22	Tay		Farmer		
		Doan Van Ninh	male	20	Tay		Farmer		
8	Ban Vuom	Hoang Thi Duong	female	70	Nung		Farmer		15,000,000
		Hoang Van Khanh	male	70	Nung		Farmer		
		Hoang Thi Tim	female	17	Nung		Farmer		
		Hoang Thi Huong	female	34	Nung		Farmer		
9	Na Bam	Nong Van Tan	male	17	Tay		Farmer		14,000,000
		Hoang Thi Phe	female	62	Tay		Farmer		
		Nong Van Tuan	male	17	Tay		Farmer		
		Nong Van Trung	male	27	Tay		Farmer		
10	Na Bam	Nong Van Ngo	male	52	Tay		Farmer		16,000,000
		Doan Thi Meu	female	50	Tay		Farmer		
		Nong Duc Tuan	male	25	Tay		Farmer		
		Nong Thi Thuan	female	22	Tay		Farmer		
11	Na Bam	Doan Van Chieu	male	23	Tay		Farmer		19,000,000
		Doan Thi Hieu	female	21	Tay		Farmer		
		Doan Thi Lien	female	21	Tay		Farmer		
		Doan Thi Lieu	female	17	Tay		Farmer		
		Doan Van Duy	male	13	Tay		Farmer		
12	Gia Ngam	Nong Van Duc	male	16	Tay		Farmer		11,000,000
		Doan Thi Bien	female	16	Tay		Farmer		
		Nong Thi Mai	female	7	Tay		Farmer		
13	Gia Ngam	Le Van Truyen	male	27	Tay		Farmer		17,000,000
		Nong Thi Hinh	female	27	Tay		Farmer		
		Le Van Quoc	male	14	Tay		Farmer		
		Le Thi Phuong	female	13	Tay		Farmer		
14	Na Bam	Doan Van Thong	male	46	Tay		Farmer		17,000,000
		Le Thi Nghi	female	24	Tay		Farmer		
		Doan Van Dai	male	23	Tay		Farmer		
		Doan Van Diep	male	21	Tay		Farmer		
		Doan Van Hoan	male	17	Tay		Farmer		
15	Na Bam	Doan Van Giam	male	46	Tay		Farmer		8,000,000
		Doan Thi Hong	female	24	Tay		Farmer		
16	Na Bam	Nong Quoc Khanh	male	73	Tay		Farmer		16,000,000
		Nong Thi Peo	female	67	Tay		Farmer		
		Nong Thi Nongi	female	16	Tay		Farmer		
		Nong Thi Huong	female	14	Tay		Farmer		
17	Na Bam	Doan Van Tuong	male	70	Tay		Farmer		17,000,000
		Doan Thi Ngau	female	68	Tay		Farmer		
		Doan Van Thuong	male	26	Tay		Farmer		
		Lo Thi Hien	female	24	Tay		Farmer		
		Doan Thi Huong	female	1	Tay		Farmer		
18	Na Bam	Ha Thanh Duc	male	58	Tay		Farmer		10,000,000
		Dam Thi Thu	female	54	Tay		Farmer		
		Ha Van Hung	male	24	Tay		Farmer		

Sr No	Address of Household	Name of Household Member	Sex	Age	Ethnic group	Education	Occupation and source of income	Employment	Estimated total income per year (VND)
19	Na Bam	Doan Thi Men	female	57	Tay		Farmer		13,000,000
		Nong Kim Thuyet	male	60	Tay		Farmer		
		Doan Van Ninh	male	25	Tay		Farmer		
		Doan Thi Minh	female	23	Tay		Farmer		
20	Gia Ngam	Ha Thanh Son	male	47	Muong		Farmer		13,000,000
		Ha Thi Giang	female	17	Muong		Farmer		
		Ha Trung Du	male	17	Muong		Farmer		
		Ha Van Ban	male	14	Muong		Farmer		
21	Na Bam	Trinh Gia Thong	female	70	Kinh		Farmer		19,000,000
		Doan Van Binh	male	72	Tay		Farmer		
		Trinh Van Huan	male	17	Tay		Farmer		
		Trinh Thi Uoc	female	17	Tay		Farmer		
		Trinh Quoc Dat	male	7	Tay		Farmer		
22	Na Bam	Nguyen Thi Tue	female	47	Tay		Farmer		7,000,000
		Doan Van Long	male	17	Tay		Farmer		
23	Gia Ngam	Doan Thi Ngan	male	17	Tay		Farmer		22,000,000
		Doan Thi Ngoc	female	16	Tay		Farmer		
		Doan Thi Dam	female	70	Tay		Farmer		
		Doan Van Thanh	male	75	Tay		Farmer		
		Doan Thi Nhen	female	14	Tay		Farmer		
		Doan Thi Mai	female	12	Tay		Farmer		
24	Gia Ngam	Doan Xuan Truong	male	31	Tay		Farmer		12,000,000
		Nong Thi Kieu	female	30	Tay		Farmer		
		Doan Thi Nga	female	13	Tay		Farmer		
25	Gia Ngam	Võ Đoàn	male	31	Tay		Farmer		16,000,000
		Doan Thi Nen	female	29	Tay		Farmer		
		Vo Van Thanh	male	15	Tay		Farmer		
		Vo Thi Be	female	7	Tay		Farmer		
26		Hoàng Minh Bắc	male	64	Tay		Farmer		15,000,000
		Phan Thi Man	Female	64	Tay		Farmer		
		Hoang Van Hoang	Male	26	Tay		Farmer		
		Hoang Thi Thu Van	Female	24	Tay		Farmer		
27		Trần Minh Hoan	male	65	Tay		Farmer		13,000,000
		Hoang Thi Nhat	Female	65	Tay		Farmer		
		Tran Thi Bien	Female	29	Tay		Farmer		
		Tran Van Diem	Male	24	Tay		Farmer		
<b>29. De Tham Commune, Cao Bang Town</b>									
1	Khau Han 1	Luong Xuan Truong	male	41	Tay		Farmer		24,000,000
		Nguyen Thi Tay	female	87	Tay		Farmer		
		Luong The Duyet	male	64	Tay		Farmer		
		Pham Thi Lan	female	34	Tay		Farmer		
		Luong Tien Duy	male	10	Tay		Pupil		
2	Khau Han 1	Hoang Dinh Vu	female	63	Tay		Farmer		10,000,000
		Hoang Quang Khoa	male	70	Tay		Farmer		
		Hoang Thi Khuyen	female	27	Tay		Farmer		
3	Tham Hoang	Luong thi Van	male	71	Tay		Farmer		16,000,000
		Dinh Thi Len	female	65	Tay		Farmer		
		Luong Dinh Duong	male	40	Tay		Worker		
		Luong Dinh Cau	male	31	Tay		Farmer		
		Luong Thi Cuc	female	27	Tay		Farmer		
4	Na Toan 1	Hoang Thi Sao	male	38	Tay		Farmer		14,000,000
		Truong Thi Nhu	female	35	Tay		Farmer		
		Hoang Hong Ha	female	15	Tay		Pupil		
		Hoang Thi Hong Le	female	12	Tay		Pupil		
5	Na Toan 1	Nguyen Dinh Dien	male	49	Tay		Farmer		15,000,000
		Hoang thi Tuy	female	45	Tay		Farmer		
		Nguyen Van Tien	male	15	Tay		Pupil		
		Nguyen thi Thoa	female	12	Tay		Pupil		

Sr No	Address of Household	Name of Household Member	Sex	Age	Ethnic group	Education	Occupation and source of income	Employment	Estimated total income per year (VND)
6	Na Toan 1	Nguyen Van Luan	male	32	Tay		Farmer		13,000,000
		Nguyen Van Ty	male	40	Tay		Farmer		
		Nguyen Thi Thu Huor	female	10	Tay		Pupil		
		Nguyen Van Huynh	male	7	Tay		Pupil		
7	Na Toan 2	Dam Van Trai	male	35	Tay		Farmer		9,000,000
		Nguyen Thi Hue	female	33	Tay		Farmer		
		Dam Thi Nham	female	5	Tay		Pupil		
8	Xom Giay	Nguyen Van Duy	male	50	Tay		Farmer		14,000,000
		Be thi Nhat	female	44	Tay		Farmer		
		Nguyen Van Phong	male	30	Tay		Farmer		
		Nguyen Thi Canh	female	29	Tay		Farmer		
9	Tham Hoang 1	Dam Van Hiep	male	42	Tay		Farmer		16,000,000
		Dam Thi Hien	female	38	Tay		Farmer		
		Dam thi Thuy	female	18	Tay		Pupil		
		Dam Van Thuc	male	14	Tay		Pupil		
10	Tham Hoang 1	Dam Trong Luan	male	46	Tay		Farmer		9,000,000
		Dam Xuan Be	male	21	Tay		Pupil		
		Dam Xuan Ba	male	20	Tay		Pupil		
11	Tham Hoang 1	Hoang thi Uong	female	55	Tay		Farmer		6,000,000
		Nguyen The Cuong	male	26	Tay		Farmer		
12	Tham Hoang 2	Dam trong Tam	male	47	Tay		Farmer		15,000,000
		Nguyen Thi Duyen	female	43	Tay		Farmer		
		Dam thi Duyen	female	16	Tay		Pupil		
		Dam thi Diu	female	14	Tay		Pupil		
13	Tham Hoang 2	Hoang Thi Dinh	female	45	Tay		Farmer		10,000,000
		Be Van Long	male	19	Tay		Pupil		
		Be thi Loan	female	17	Tay		Pupil		
14	Khu km 5	Hoang Thi Vay	female	40	Tay		Farmer		16,000,000
		Mac Thi Hue	female	31	Tay		Farmer		
		Mac Van Dat	male	29	Tay		Farmer		
		Mac Van Dong	male	27	Tay		Farmer		
15	Na Toan	Be Xuan Hong	male	50	Tay		Farmer		15,000,000
		Hoang Thi Toan	male	47	Tay		Farmer		
		Be Duy Thuong	male	18	Tay		Pupil		
		Be Thi Phuong Thuy	female	20	Tay		Pupil		
16	Na Toan 1	Be Xuan Be	male	45	Tay		Farmer		15,000,000
		Dung Thi Lieu	female	41	Tay		Farmer		
		Be Thi La	female	19	Tay		Pupil		
		Be Trong Do	male	17	Tay		Pupil		
17	Na Toan 1	Dam Van Thinh	male	36	Tay		Farmer		7,000,000
		Nguyen Thi Hue	female	34	Tay		Farmer		
18	Na Toan 1	Dam Van Thu	male	70	Tay		Farmer		15,000,000
		Hoang Thi Quy	female	65	Tay		Farmer		
		Dam Van Ly	male	40	Tay		Farmer		
		Dam Thi Thoi	female	37	Tay		Farmer		
19	Ban Lay	Nguyen Van Tiu	male	50	Tay		Farmer		15,000,000
		Dinh Ngoc Khoi	male	88	Tay		Old, weak		
		Nguyen Ngoc Khiem	male	17	Tay		Pupil		
		Nguyen Thi Lan	female	14	Tay		Pupil		
20	Ban Lay	Dung Thi Sam	male	39	Tay		Farmer		12,000,000
		Dinh Thi Huyen	female	35	Tay		Farmer		
		Dung Ngoc Thuyet	male	15	Tay		Pupil		
21	Ban Lay	Hoang Thi Uong	male	51	Tay		Retired		13,000,000
		Be Thi Duc	female	47	Tay		Teacher		
		Hoang Ngoc Khue	male	26	Tay		Officer		
		Hoang Thi Khuyen	female	24	Tay		Farmer		
22	Ban Lay	Dam Van Tan	male	43	Nung		Farmer		9,000,000
		Nong Quoc Huu	male	48	Tay		Farmer		
		Dam Thi Bien	female	18	Tay		Pupil		

Sr No	Address of Household	Name of Household Member	Sex	Age	Ethnic group	Education	Occupation and source of income	Employment	Estimated total income per year (VND)
23	Ban Lay	Nong Van Tam	male	41	Tay		Farmer		12,000,000
		Nong Thi Ngoc Thi	female	19	Tay		Pupil		
		Nong Thi Ngoc Thuor	female	17	Tay		Pupil		
		Nong Thi Ngoc Thu	female	13	Tay		Pupil		
24	Ban Lay	Dam Van Thanh	male	30	Tay		Farmer		7,000,000
		Nong Thi Hao	female	50	Tay		Farmer		
25	Ban Lay	Dam Van Kien	male	47	Tay		Officer		8,000,000
		Ha Thi Thao	female	45	Tay		Farmer		
26	Ban Lay	Hoang Van Nam	male	41	Tay		Farmer		15,000,000
		Nong Thi Hoan	female	39	Tay		Teacher		
		Hoang Thi Anh	female	13	Tay		Pupil		
		Hoang Thi Tin	female	11	Tay		Pupil		
27	Ban Lay	Hoang Van Thai	male	62	Tay		Farmer		10,000,000
		Nong Thi Doai	female	60	Tay		Farmer		
		Hoang Thi Thuan	female	31	Tay		Farmer		
28	Ban Lay	Hoang Van Khoan	male	67	Tay		Farmer		10,000,000
		Dinh Thi Na	female	65	Tay		Farmer		
		Hoang Viet Thanh	male	29	Tay		Farmer		
29	Ban Lay	Pham Ngoc Doanh	male	65	Tay		Farmer		13,000,000
		Dinh Thi Ngoc Dinh	male	67	Tay		Worker		
		Pham Thi Thuyet	female	41	Tay		Farmer		
		Pham Thi Thuy	female	20	Tay		Pupil		
30	Ban Lay	Nguyen Van Tuy	male	58	Tay		Worker		10,000,000
		Dinh Thi Loan	female	58	Tay		Worker		
		Nguyen Duc Thong	male	19	Tay		Pupil		
31	Vo Giam	Nguyen Van Hoa	male	49	Tay		Farmer		15,000,000
		Nguyen Thi Thuy	female	49	Tay		Farmer		
		Nguyen Trung Kien	male	21	Tay		Pupil		
		Nguyen Thi Van Anh	female	18	Tay		Pupil		
32	Vo Giam	Nguyen Van Thuc	male	45	Tay		Farmer		16,000,000
		Dinh Thi Dung	female	42	Tay		Farmer		
		Nguyen Thi Tuyen	female	16	Tay		Pupil		
33	Vo Giam	Nguyen Quoc Dat	male	13	Tay		Pupil		15,000,000
		Dinh Ngoc Huong	female	39	Tay		Farmer		
		Trieu Hoang Thi Sa	female	16	Nung		Pupil		
		Trieu Hoang Hai Ly	female	13	Nung		Pupil		
34	Vo Giam	Hoang Thi Su	female	37	Tay		Farmer		12,000,000
		Ly Duc Nghiem	female	59	Tay		Worker		
		Duong Duc Chuong	male	65	Nung		Worker		
		Duong Van Duc	male	24	Nung		Farmer		
35	Vo Giam	Duong Van Chinh	male	22	Nung		Farmer		11,000,000
		Doan Van Duong	male	43	Tay		Farmer		
		Trieu Thi Thanh	female	40	Tay		Officer		
36	Khau Han 1	Doan Van Thanh	male	6	Tay		Child		16,000,000
		Luong Viet Thuong	male	41	Tay		Farmer		
		Nguyen Thi Tay	female	87	Tay		Farmer		
		Luong The Duyet	male	64	Tay		Farmer		
37	Khau Han 1	Pham Thi Lan	female	34	Tay		Farmer		10,000,000
		Luong Tien Duy	male	10	Tay		Pupil		
		Phan Thi Binh	female	63	Tay		Farmer		
		Hoang Quang Khoa	male	70	Tay		Farmer		
38	Tham Hoang	Hoang Thi Khuyen	female	27	Tay		Farmer		13,000,000
		Dinh Thi Nom	female	71	Tay		Farmer		
		Hoang Dinh Duong	male	40	Tay		Worker		
		Hoang Dinh Cau	male	31	Tay		Farmer		
39	Na Toan 1	Hoang Thi Cuc	female	27	Tay		Farmer		16,000,000
		Dinh Ngoc Thuy	female	38	Tay		Farmer		
		Nong Hong Ha	female	15	Tay		Pupil		
		Nong Thi Hong Le	female	12	Tay		Pupil		

Sr No	Address of Household	Name of Household Member	Sex	Age	Ethnic group	Education	Occupation and source of income	Employment	Estimated total income per year (VND)
		Nong Thi Van	female	100	Tay		Old, weak		
40	Na Toan 1	Nguyen Van Lap	male	49	Tay		Farmer		13,000,000
		Hoang thi Tuy	female	45	Tay		Farmer		
		Nguyen Van Tien	male	15	Tay		Pupil		
		Nguyen thi Thoa	female	12	Tay		Pupil		
41	Na Toan 1	Dinh Ngoc Trien	male	42	Tay		Farmer		14,000,000
		Ly Thi Ty	male	40	Tay		Farmer		
		Dinh Thi Thu Huong	female	10	Tay		Pupil		
		Dinh Van Huynh	male	7	Tay		Pupil		
42	Na Toan 2	Nong Thi Hai	female	35	Tay		Farmer		7,000,000
		Nong Thi Nham	female	5	Tay		Pupil		
43	Xom Giay	Ma Thi Lanh	female	50	Tay		Farmer		14,000,000
		Dam Van Phong	male	30	Tay		Farmer		
		Dam Thi Canh	female	29	Tay		Farmer		
		Dam Van Cuong	male	20	Tay		Pupil		
44	Tham Hoang 1	Duong Van Mau	male	42	Tay		Farmer		16,000,000
		Dam Thi Hien	female	38	Tay		Farmer		
		Duong thi Thuy	female	18	Tay		Pupil		
		Duong Van Thuc	male	14	Tay		Pupil		
45	Tham Hoang 1	Dinh Ngoc Thuan	male	46	Tay		Farmer		9,000,000
		Dinh Xuan Be	male	21	Tay		Pupil		
		Dinh Xuan Ba	male	20	Tay		Pupil		
46	Tham Hoang 1	Dinh Ngoc Te	female	55	Tay		Farmer		7,000,000
		Dinh The Cuong	male	26	Tay		Farmer		
47	Tham Hoang 2	Phan Van Chi	male	47	Tay		Farmer		14,000,000
		Nguyen Thi Duyen	female	43	Tay		Farmer		
		Pham thi Duyen	female	16	Tay		Pupil		
		Pham thi Diu	female	14	Tay		Pupil		
48	Tham Hoang 2	Dinh Ngoc Dung	male	45	Tay		Farmer		14,000,000
		Hong Thi Luyen	female	43	Tay		Farmer		
		Dinh Van Long	male	19	Tay		Pupil		
		Dinh thi Loan	female	17	Tay		Pupil		
49	Khu km 5	Hoang Van Quan	male	40	Tay		Farmer		14,000,000
		Mac Thi Hue	female	31	Tay		Farmer		
		Hoang Van Dat	male	29	Tay		Farmer		
		Hoang Van Dong	male	27	Tay		Farmer		
50	Na Toan	Hoang Thi Oanh	female	50	Tay		Farmer		12,000,000
		Doan Duy Thuong	male	18	Tay		Pupil		
		Doan Thi Phuong Thu	female	20	Tay		Pupil		
51	Na Toan 1	Doan Van Nam	male	45	Tay		Farmer		15,000,000
		Dung Thi Lieu	female	41	Tay		Farmer		
		Doan Thi La	female	19	Tay		Pupil		
		Doan Trong Do	male	17	Tay		Pupil		
52	Na Toan 1	Hoang Thi Cac	male	36	Tay		Farmer		6,000,000
		Nguyen Thi Hue	female	34	Tay		Farmer		
53	Na Toan 1	Pham Viet Long	male	70	Tay		Farmer		13,000,000
		Hoang Thi Quy	female	65	Tay		Farmer		
		Pham Van Ly	male	40	Tay		Farmer		
		Pham Thi Thoi	female	37	Tay		Farmer		
54	Ban Lay	Pham Thanh Giang	female	50	Tay		Farmer		14,000,000
		Dinh Ngoc Khoi	male	88	Tay		Old, weak		
		Dinh Ngoc Khiem	male	17	Tay		Pupil		
		Dinh Thi Lan	female	14	Tay		Pupil		
55	Ban Lay	Anh Thi Nhu	female	39	Tay		Farmer		12,000,000
		Dinh Thi Huyen	female	20	Tay		Farmer		
		Dinh Ngoc Thuyet	male	15	Tay		Pupil		
56	Ban Lay	Hoang Van Cuong	male	51	Tay		Retired		14,000,000
		Be Thi Duc	female	47	Tay		Teacher		
		Hoang Ngoc Khue	male	26	Tay		Officer		

Sr No	Address of Household	Name of Household Member	Sex	Age	Ethnic group	Education	Occupation and source of income	Employment	Estimated total income per year (VND)
		Hoang Thi Khuyen	female	24	Tay		Farmer		
57	Ban Lay	Hoang Van Quan	female	43	Nung		Farmer		10,000,000
		Nong Quoc Huu	male	48	Tay		Farmer		
		Hoang Thi Bien	female	18	Tay		Pupil		
58	Ban Lay	Ly Thi Hoan	male	41	Tay		Farmer		14,000,000
		Chuong Thi Chao	female	41	Nung		Farmer		
		Ly Thi Ngoc Thi	female	19	Tay		Pupil		
		Ly Thi Ngoc Thuong	female	17	Tay		Pupil		
59	Ban Lay	Dinh Ngoc Sam	male	30	Tay		Farmer		6,000,000
		Hoang Thi Hao	female	50	Tay		Farmer		
60	Ban Lay	Dinh Ngoc Son	male	43	Tay		Officer		8,000,000
		Ha Thi Thao	female	45	Tay		Farmer		



