



## **Benin Country Opinion Survey Report**

(July 2012 - June 2013)



Country **Opinion** Surveys  
THE WORLD BANK GROUP

## Table of Contents

I. Objectives .....	3
II. Methodology .....	3
III. Demographics of the Sample .....	5
IV. General Issues facing Benin .....	10
V. Overall Attitudes toward the World Bank .....	14
VI. Sectoral Effectiveness .....	20
VII. World Bank Knowledge and Instruments .....	24
VIII. How the World Bank Operates .....	34
IX. The Future Role of the World Bank in Benin .....	38
X. Communication and Openness .....	42
XI. Appendices .....	51



## I. Objectives

This survey was designed to achieve the following objectives:

- Assist the World Bank in gaining a better understanding of how stakeholders in Benin perceive the Bank;
- Obtain systematic feedback from stakeholders in Benin regarding:
  - Their views regarding the general environment in Benin;
  - Their overall attitudes toward the World Bank in Benin;
  - Overall impressions of the World Bank's effectiveness and results, knowledge and research, and communication and information sharing in Benin; and
  - Perceptions of the World Bank's future role in Benin.
- Use data to help inform the Benin country team's strategy.

## II. Methodology

In April and May 2012, 687 stakeholders of the World Bank in Benin were invited to provide their opinions on the Bank's assistance to the country by participating in a country survey. Participants in the survey were drawn from among the office of the President or Prime Minister; the office of a Minister; the office of a Parliamentarian; employees of a ministry, ministerial department, or implementation agency; consultants/contractors working on World Bank supported projects/programs; project management units (PMUs) overseeing implementation of a project; local government officials or staff; bilateral agencies; multilateral agencies; private sector organizations; private foundations; financial sector/private banks; NGOs; community-based organizations; the media; independent government institutions; trade unions; faith-based groups; academia, research institutes or think tanks; and the judiciary branch. A total of 600 stakeholders participated in the country survey (87%).

Respondents completed the questionnaire with a representative from the local fielding agency. Respondents were asked about: general issues facing Benin, their overall attitudes toward the Bank; the World Bank's effectiveness and results; the Bank's knowledge; working with the World Bank; the Bank's future role in Benin, and the Bank's communication and information sharing in Benin:

- A. General Issues facing Benin: Respondents were asked to indicate whether Benin is headed in the right direction, what they thought were the top three most important development priorities, and which areas would contribute most to poverty reduction and economic growth.

## II. Methodology (continued)

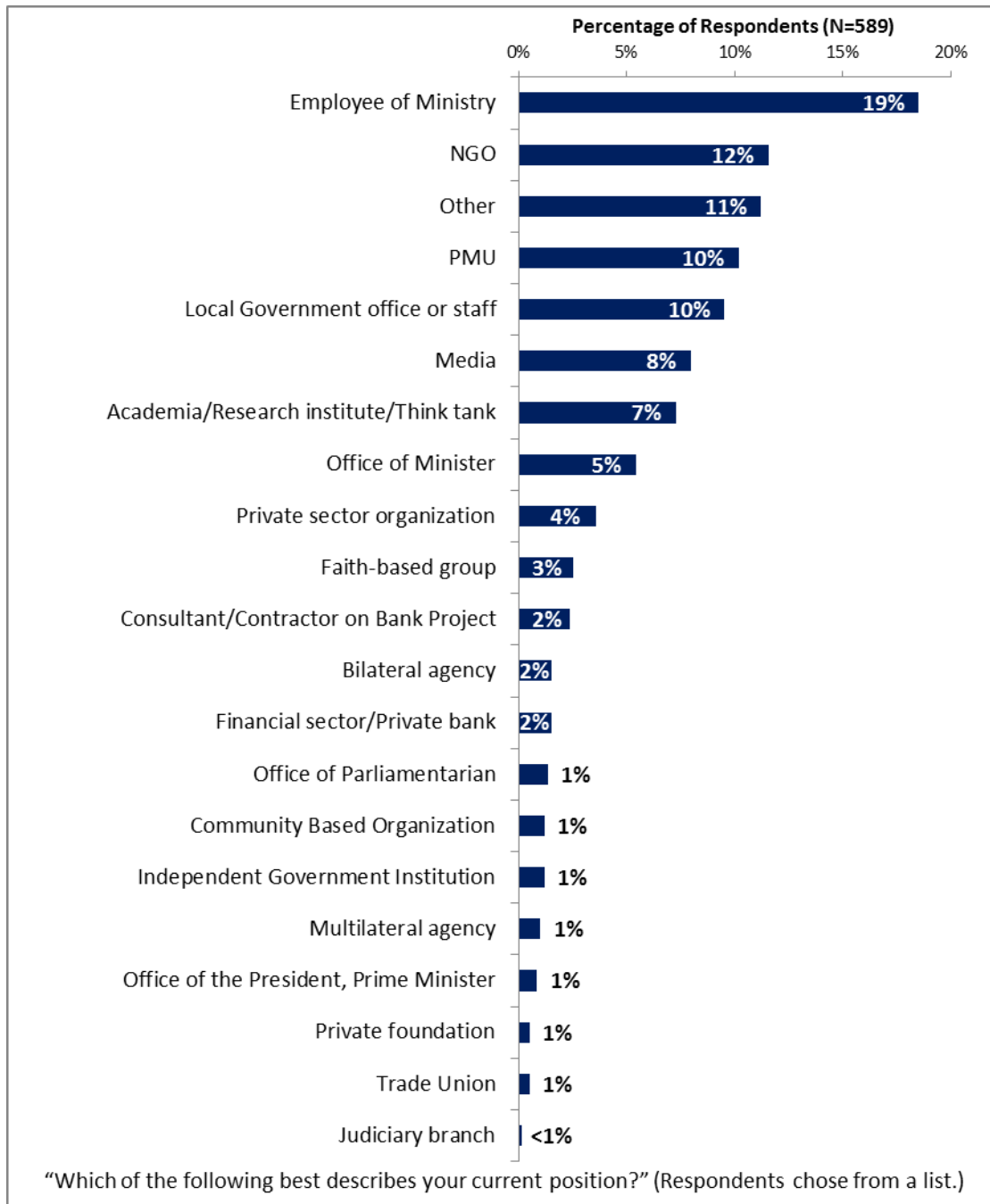
- B. Overall Attitudes toward the World Bank: Respondents were asked to rate their familiarity with the World Bank, the Bank's effectiveness in Benin, the extent to which the Bank meets Benin's need for knowledge services and financial instruments, the extent to which the Bank should and does seek to influence the global development agenda, their agreement with various statements regarding the Bank's work in Benin, and the extent to which the Bank is an effective development partner. Respondents were also asked to indicate the sectoral areas on which it would be most productive for the Bank to focus its resources, the Bank's greatest values and greatest weaknesses in its work, the Bank instruments that are most and least effective in reducing poverty, with which groups the Bank should work more, and to what reasons respondents attributed failed or slow reform efforts.
- C. World Bank Effectiveness and Results: Respondents were asked to rate the extent to which the Bank's work helps achieve sustainable development results in Benin and the Bank's level of effectiveness across thirty-four development areas, such as poverty reduction, anti-corruption, and economic growth.
- D. The World Bank's Knowledge: Respondents were asked to indicate the areas on which the Bank should focus its research efforts and to rate the effectiveness and quality of the Bank's knowledge/research, including how significant of a contribution the Bank's knowledge and research make to development results, the technical quality of the Bank's knowledge and research, and the Bank's effectiveness at providing linkage to non-Bank expertise.
- E. Working with the World Bank: Respondents were asked to rate their level of agreement with a series of statements regarding working with the Bank, such as the World Bank safeguard policies requirements being reasonable, working with the World Bank increasing Benin's institutional capacity, and the Bank disburses funds promptly.
- F. The Future Role of the World Bank in Benin: Respondents were asked to rate how significant a role the Bank should play in Benin's development over the medium term and to indicate what the Bank should do to make itself of greater value in Benin.
- G. Communication and Information Sharing: Respondents were asked to indicate where they get information about economic and social development issues, how they prefer to receive information from the Bank, their access to the Internet, and their usage and evaluation of the Bank's website and PICs. Respondents were asked about their awareness of the Bank's Access to Information policy, past information requests from the Bank, and their level of agreement that they use more data from the World Bank as a result of the Bank's Open Data policy. Respondents were also asked their level of agreement that they know how to find information from the Bank and that the Bank is responsive to information requests.
- H. Background Information: Respondents were asked to indicate their current position, specialization, whether they professionally collaborate with the World Bank, their exposure to the Bank in Benin, and their geographic location.

In addition, when possible, responses from respondents completing this year's country survey were compared to responses from the 389 respondents (67% response rate) who completed the country survey in FY 2007. Notations and/or charts are included when these comparisons were possible.

### III. Demographics of the Sample

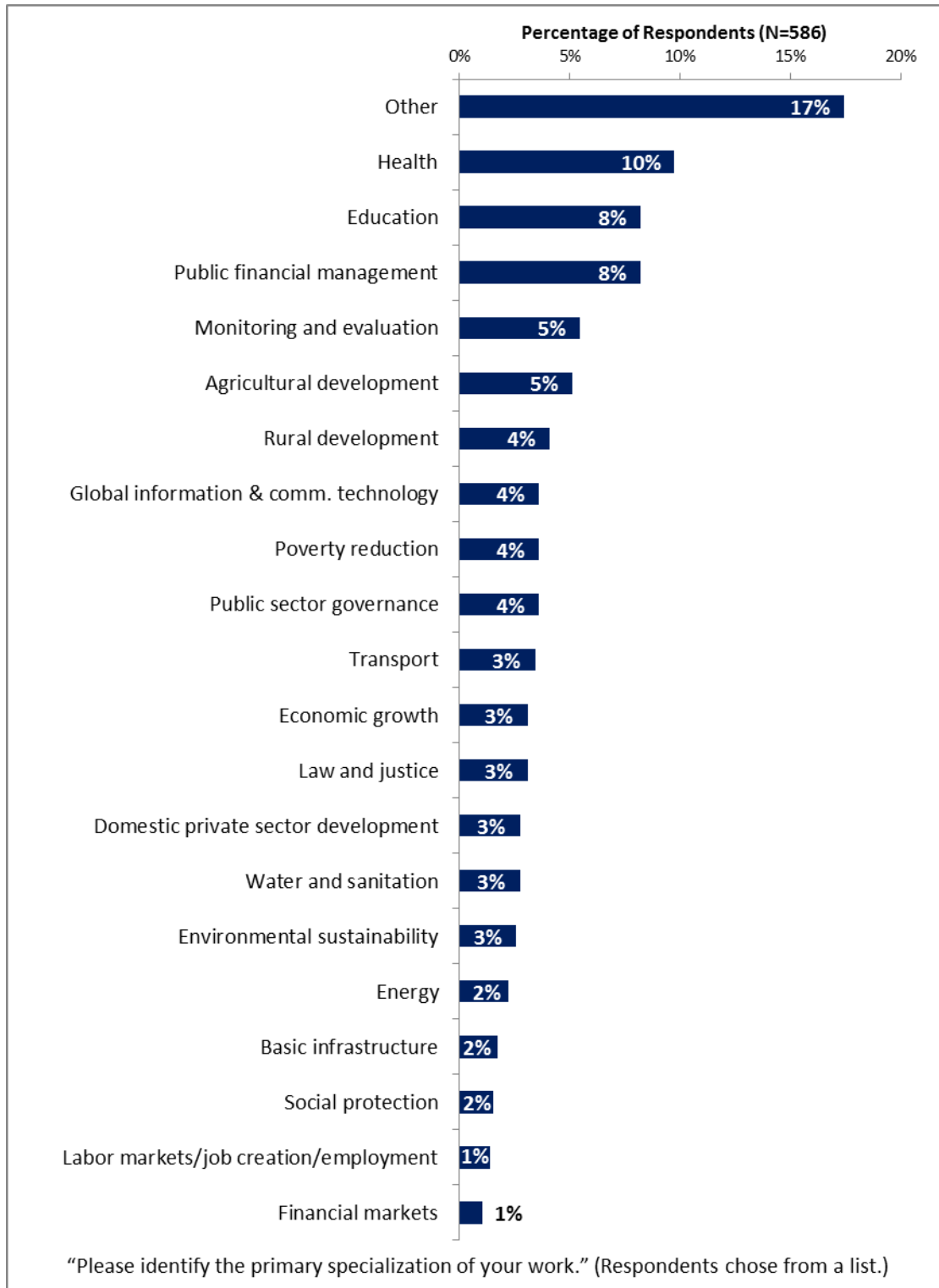
#### Current Position

- For further analyses: the small number of consultants/contractors working on World Bank supported projects/programs and Project Management Units (PMUs) were combined into one group; the small number of respondents from community-based organizations were combined with those from local NGOs; respondents from bilateral agencies were combined with those from multilateral agencies; and the few respondents from private foundations, independent government institutions, trade unions, and the judiciary branch were included in the “Other” category.



### III. Demographics of the Sample (continued)

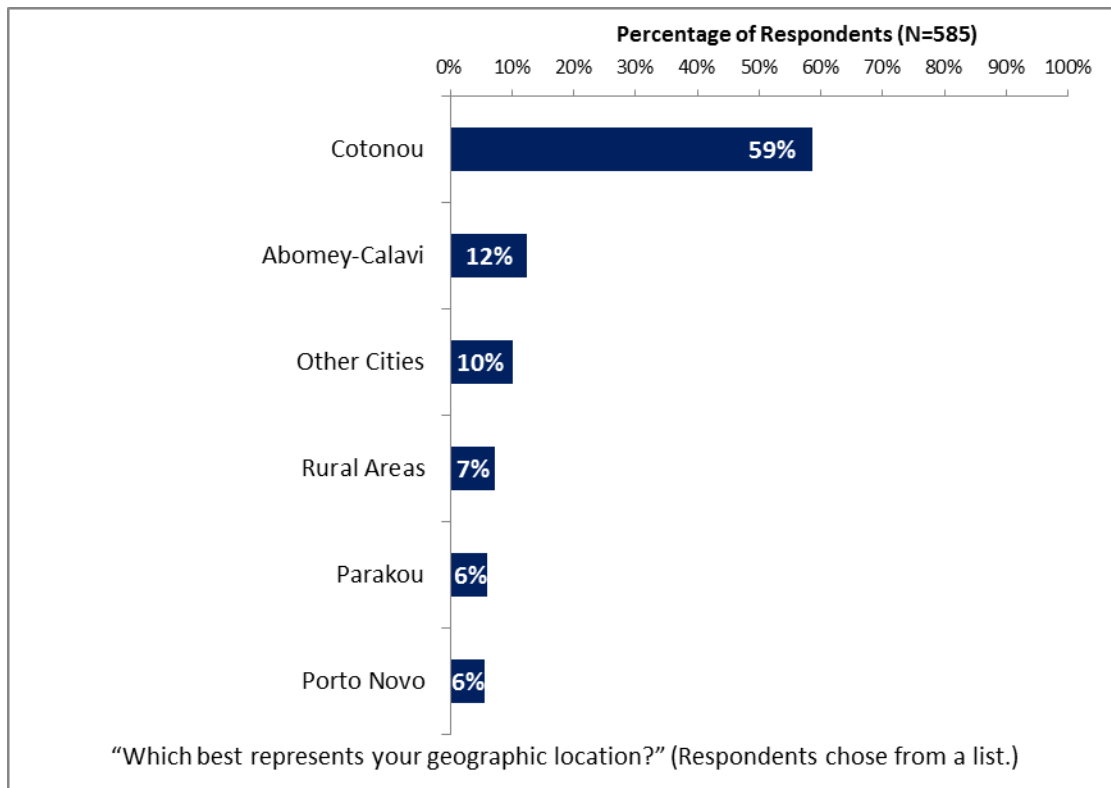
#### Area of Primary Specialization



### III. Demographics of the Sample (continued)

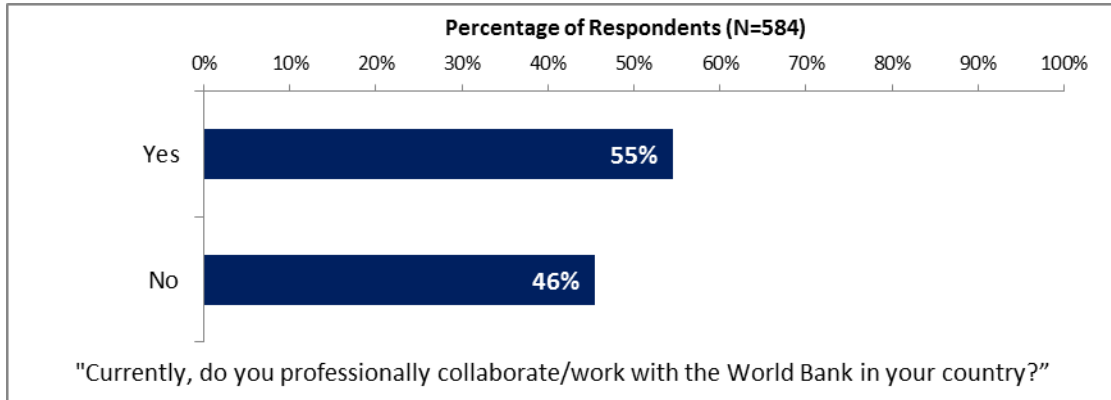
#### Geographic Location

- The majority of respondents indicated that they were located in Cotonou. Because of the small number of respondents from Porto Novo, Parakou, and rural areas, respondents from these locations were combined into one category, “Other Areas”, for all further analyses.

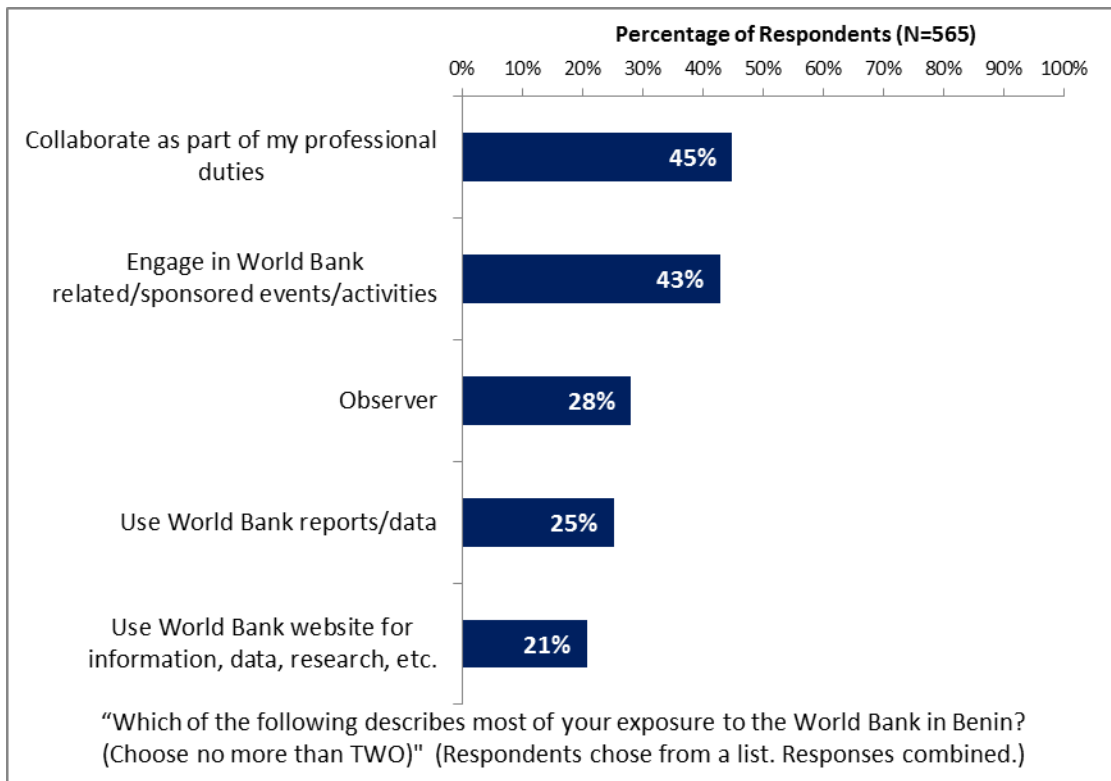


### III. Demographics of the Sample (continued)

#### Professional Collaboration with the World Bank



#### Exposure to the World Bank

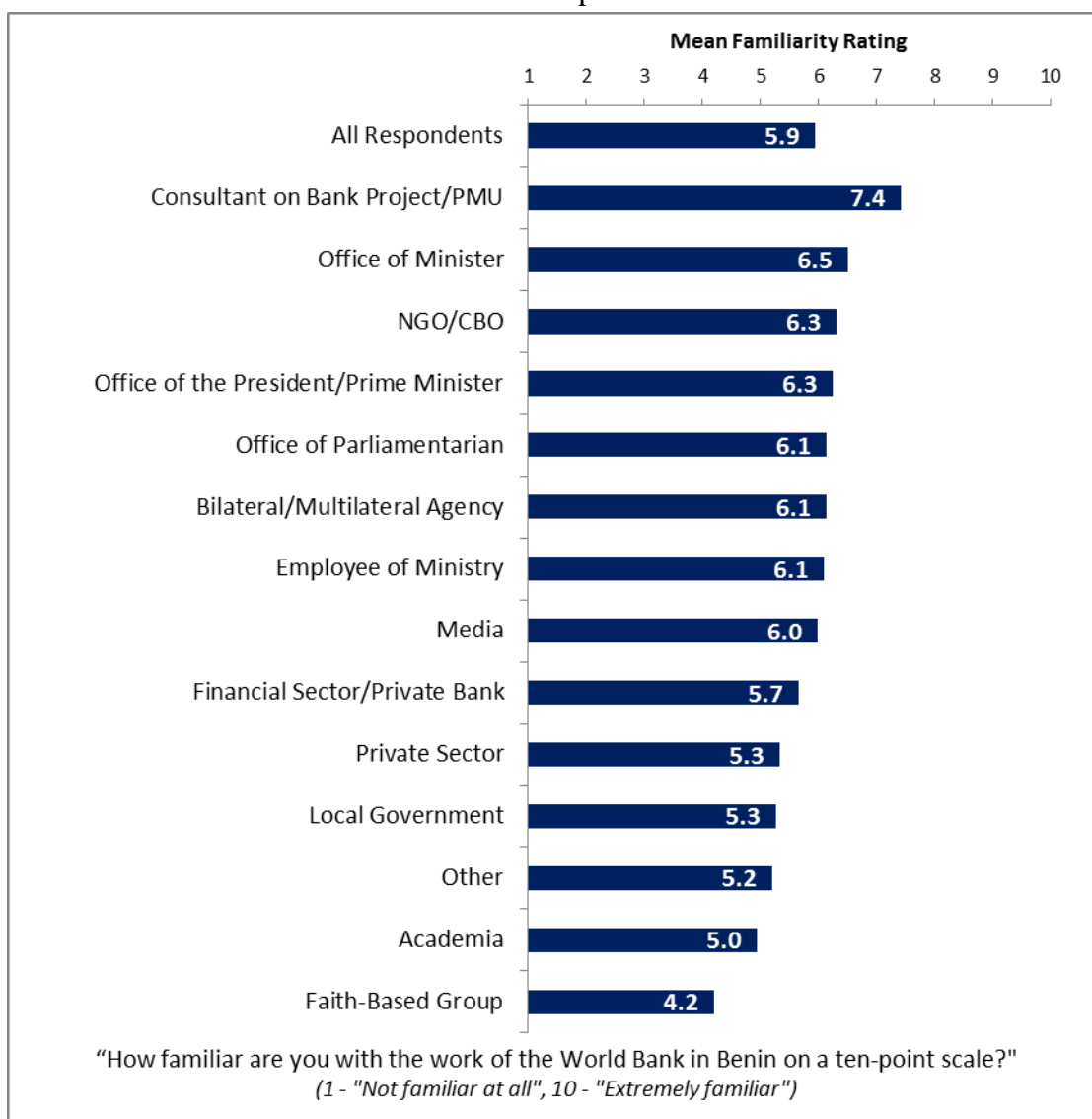




### III. Demographics of the Sample (continued)

#### Familiarity with the World Bank

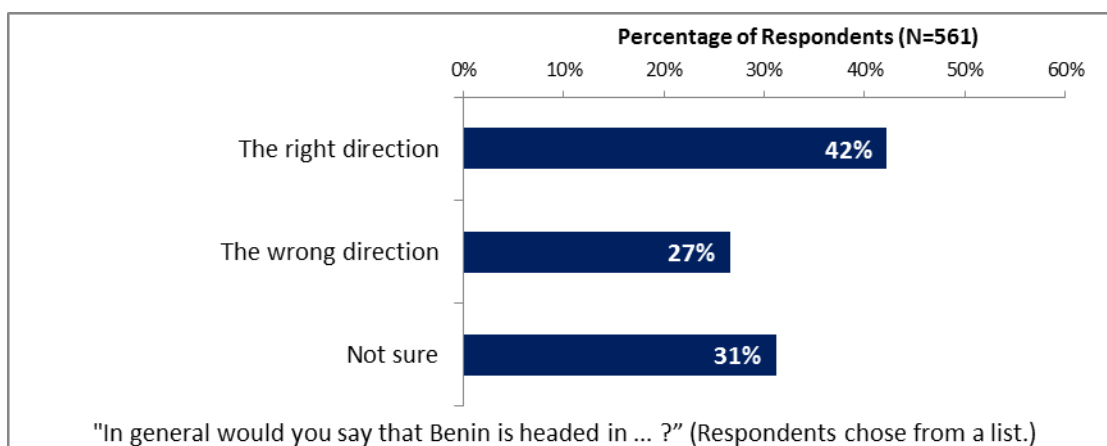
- Across all respondents, familiarity with the Bank received a mean rating of 5.9 on a 10-point scale with 1 being not familiar at all and 10 being extremely familiar. This was significantly lower than the FY '07 survey, in which familiarity with the Bank received a mean rating of 6.2 across all respondents.
  - Consultants on Bank projects/respondents from PMUs indicated the highest levels of familiarity whereas respondents from private sector, local government, other organizations, academia, and faith-based groups indicated significantly lower levels.
  - Respondents across all geographic locations had statistically similar ratings of familiarity with the World Bank.
  - It should be noted that respondents' ratings of familiarity with the Bank were significantly, strongly correlated with their impressions of the Bank's overall effectiveness in Benin as well as significantly, moderately correlated with their perceptions of the Bank's ability to help achieve sustainable development results and the Bank's relevance to Benin's development.



## IV. General Issues facing Benin

### Headed in the Right Direction

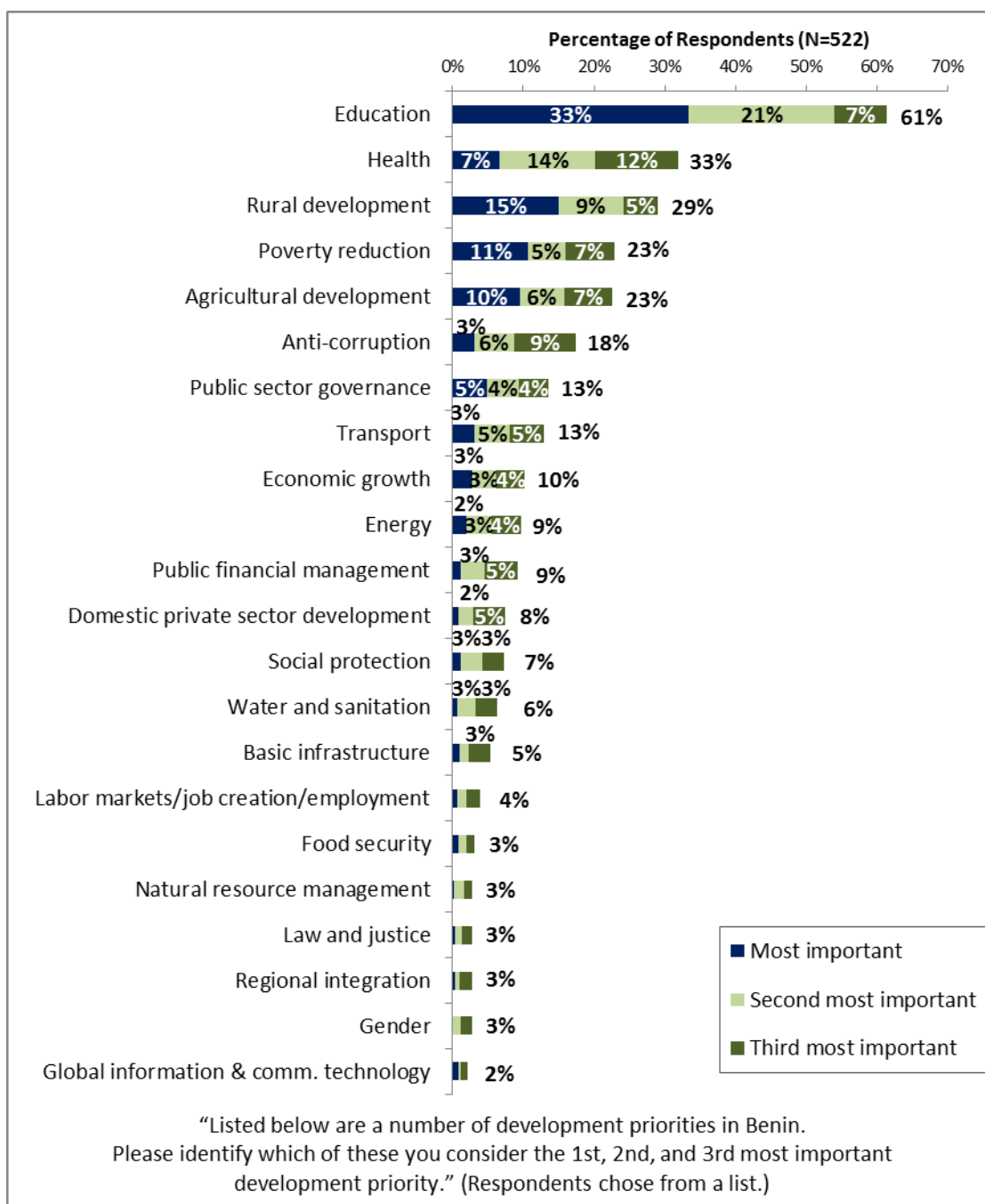
- When asked whether Benin was headed in the right or wrong direction, 42% of respondents indicated that Benin was headed in the right direction.
  - Pluralities of employees of a ministry, consultants on Bank Projects/PMUs, and respondents from the office of a Minister, local government, bilateral or multilateral agencies, the private sector, NGOs/CBOs, faith-based groups, academia, and other organizations indicated that Benin was headed in the right direction. In contrast, respondents from the financial sector/private banks and the media were more likely to say that Benin was headed in the wrong direction. Respondents from the office of the President/Prime Minister and the office of a Parliamentarian were more likely to say that they were not sure if Benin was headed in the right or wrong direction.
  - A plurality of respondents from all geographic locations indicated that Benin was headed in the right direction.



## IV. General Issues facing Benin (continued)

### Development Priority

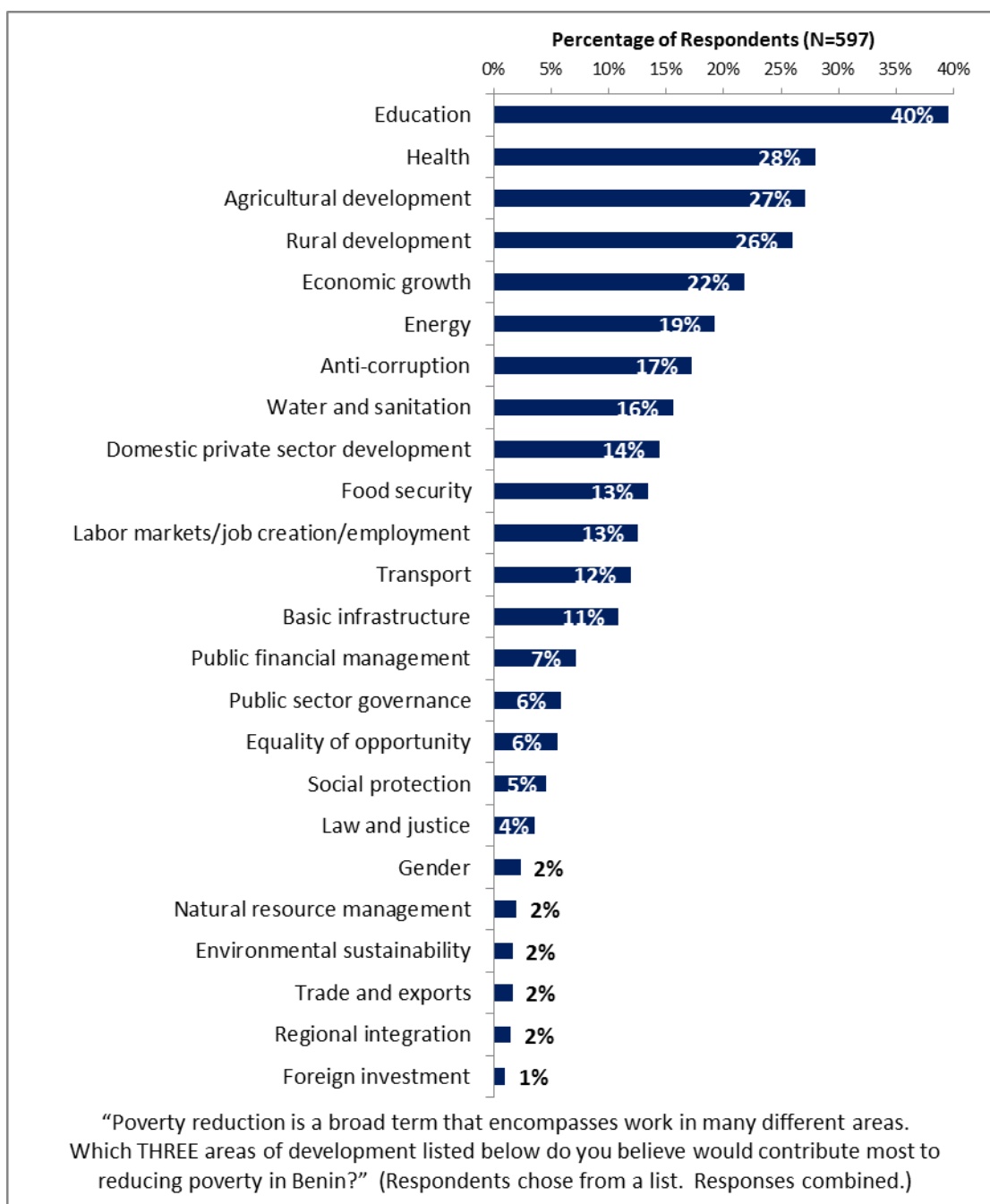
- Respondents indicated that education was the most important development priority in Benin. Health, rural development, poverty reduction, and agricultural development were also considered top priorities.
  - In the FY '07 country survey, government effectiveness (30%), economic growth (25%), reducing poverty (24%), and reducing corruption (24%) were considered the most important development priorities for Benin.
  - Respondents across most stakeholder groups and all geographic locations indicated these as development priorities except respondents from the financial sector/private banks who indicated public sector governance.



## IV. General Issues facing Benin (continued)

### Poverty Reduction

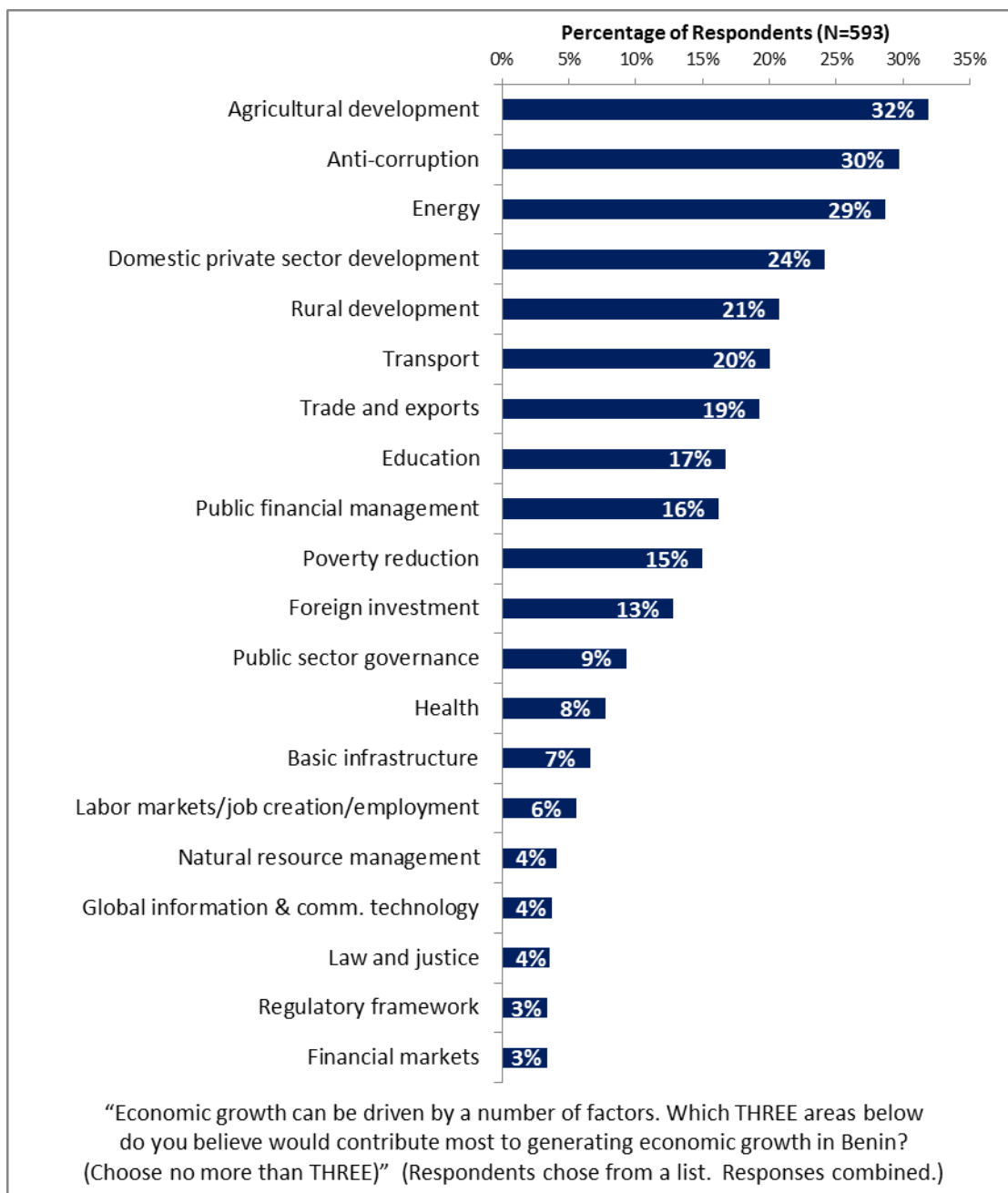
- Respondents indicated that education would contribute most to poverty reduction in Benin. Health, agricultural development, rural development, and economic growth were also considered key contributors to poverty reduction.
  - Respondents from the FY '07 country survey indicated agricultural development (41%), employment (36%), and governance (31%) would contribute most to reducing poverty in Benin.



## IV. General Issues facing Benin (continued)

### Economic Growth

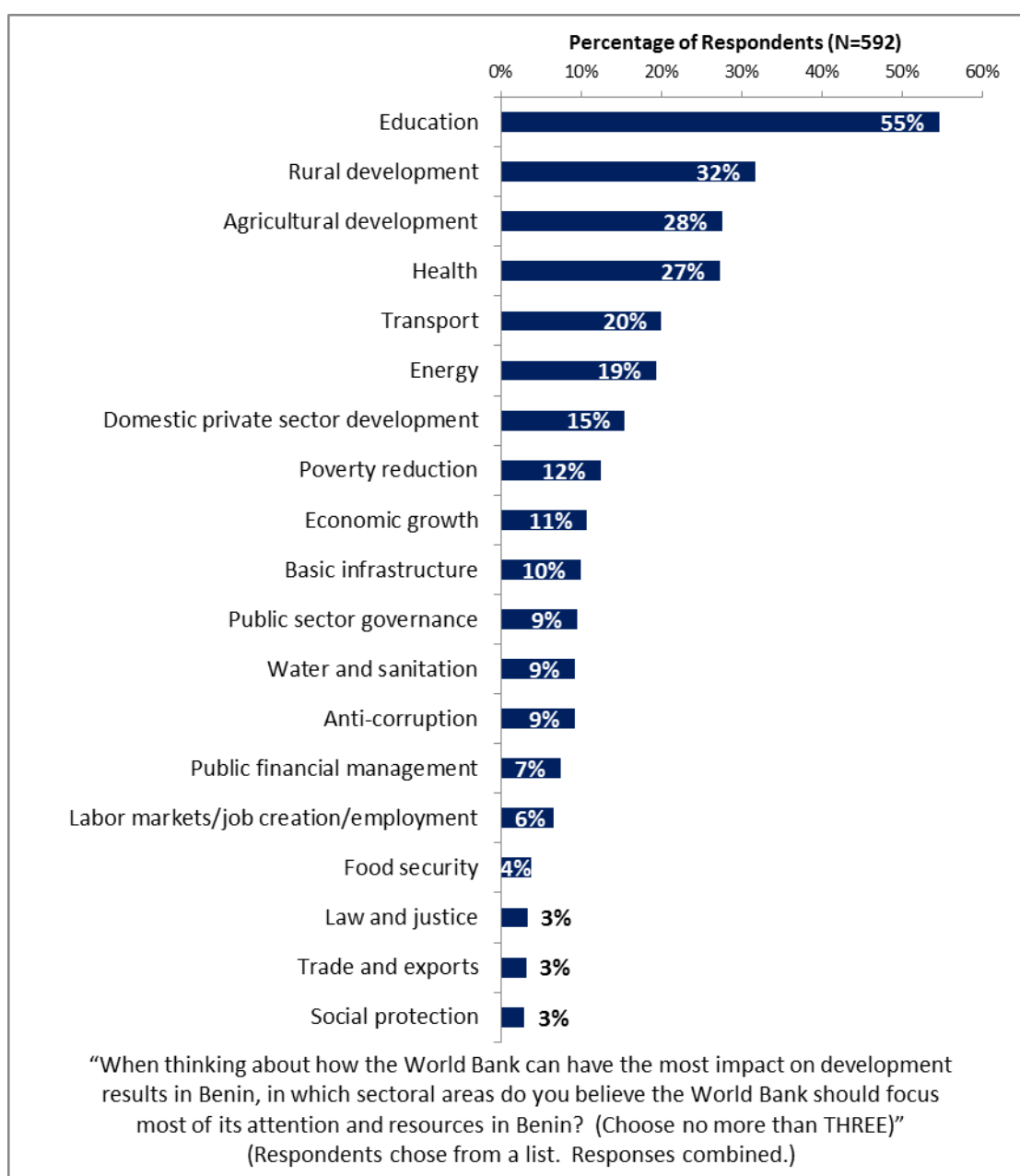
- Respondents indicated that agricultural development, anti-corruption, and energy would contribute most to generating economic growth in Benin. Domestic private sector development, rural development, transport, and trade and exports were also identified as key to economic growth.



## V. Overall Attitudes toward the World Bank

### Focusing World Bank Resources

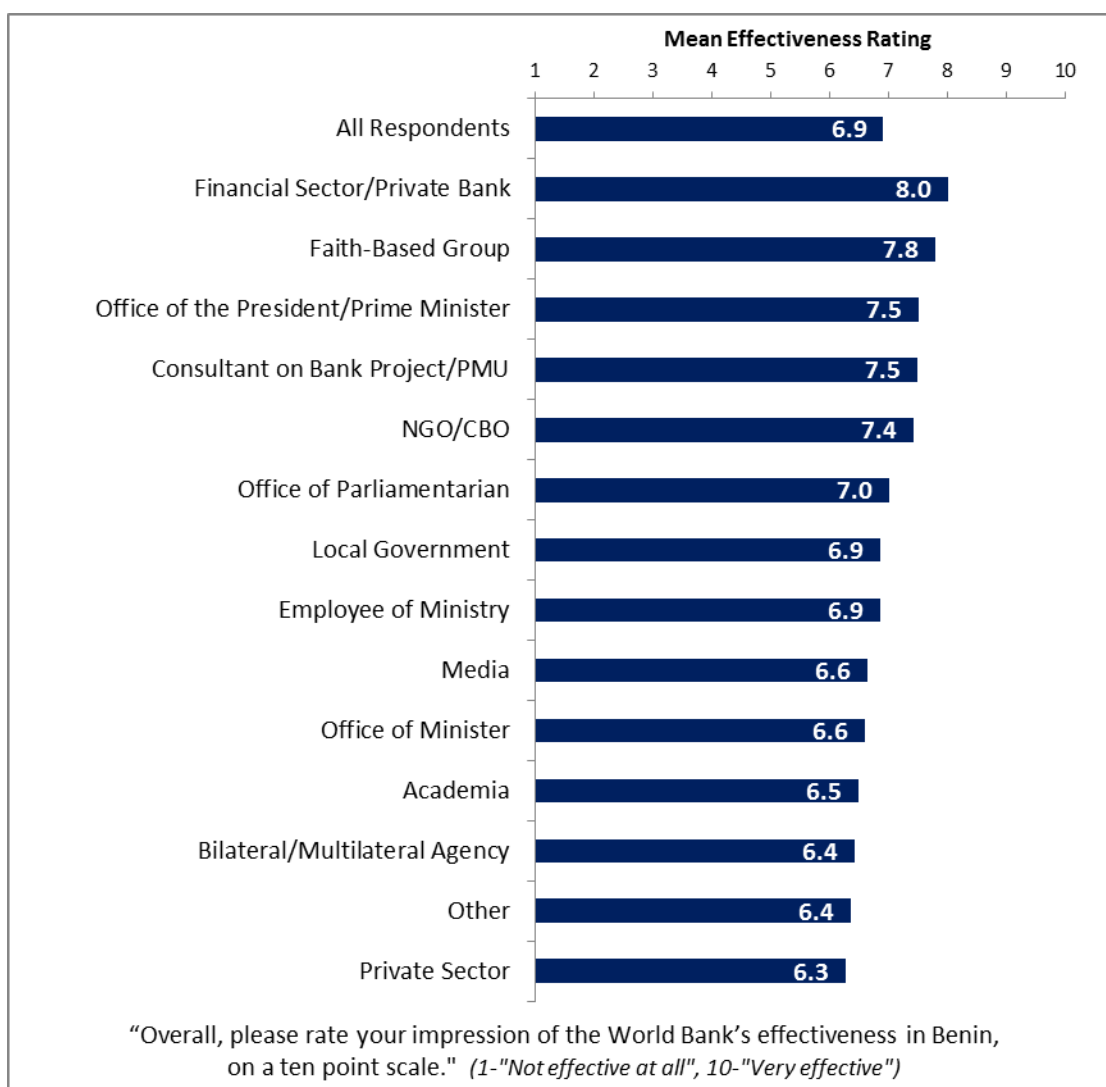
- Respondents indicated that the Bank would have the most impact on development results in Benin by focusing most of its attention and resources on education. Rural development, agricultural development, and health were also seen as key.
  - In the FY '07 country survey, respondents indicated that it would be most productive for the Bank to focus its resources on agricultural development (23%), reducing poverty (21%), education (20%), employment (19%), and private sector development (19%).



## V. Overall Attitudes toward the World Bank (continued)

### The World Bank's Overall Effectiveness

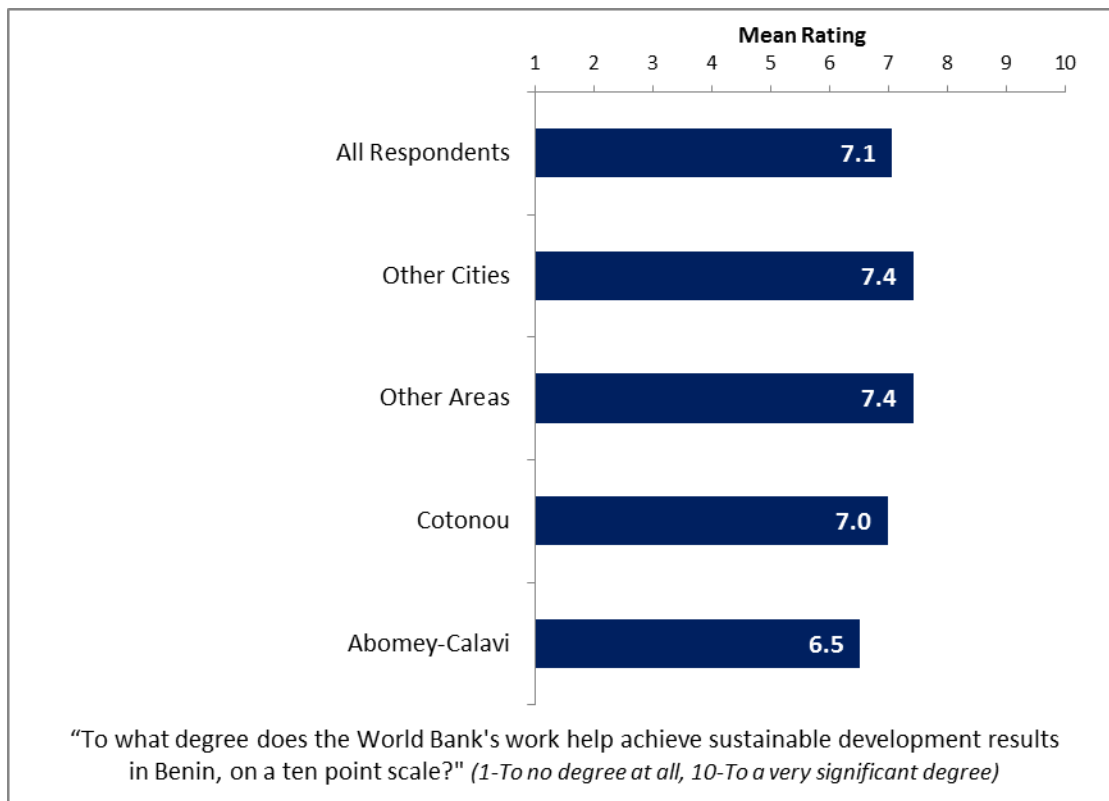
- Across all respondents, ratings of the World Bank's overall effectiveness in Benin received a mean rating of 6.9 on a 10-point scale, with 1 being not effective at all and 10 being very effective. This was significantly higher than the FY '07 survey, in which the Bank's overall effectiveness received a mean rating of 6.2 across all respondents.
  - Respondents from the financial sector/private banks and faith-based groups gave the highest ratings for the World Bank's overall effectiveness in Benin whereas respondents from bilateral or multilateral agencies, private sector, and other organizations gave significantly lower ratings.
  - Respondents from Other Cities and Other Areas gave significantly higher ratings for the World Bank's overall effectiveness in Benin compared to respondents from Cotonou and Abomey-Calavi.



## V. Overall Attitudes toward the World Bank (continued)

### Achieving Sustainable Development Results

- Across all respondents, the World Bank helping achieve sustainable development results in Benin received a mean rating of 7.1 on a 10-point scale, with 1 being to no degree at all and 10 being to a very significant degree.
  - Respondents from Other Cities and Other Areas gave the highest ratings for the World Bank helping achieve sustainable development results in Benin whereas respondents from Abomey-Calavi gave significantly lower ratings.
  - Respondents across all stakeholder groups gave statistically similar ratings for the World Bank helping achieve sustainable development results in Benin.

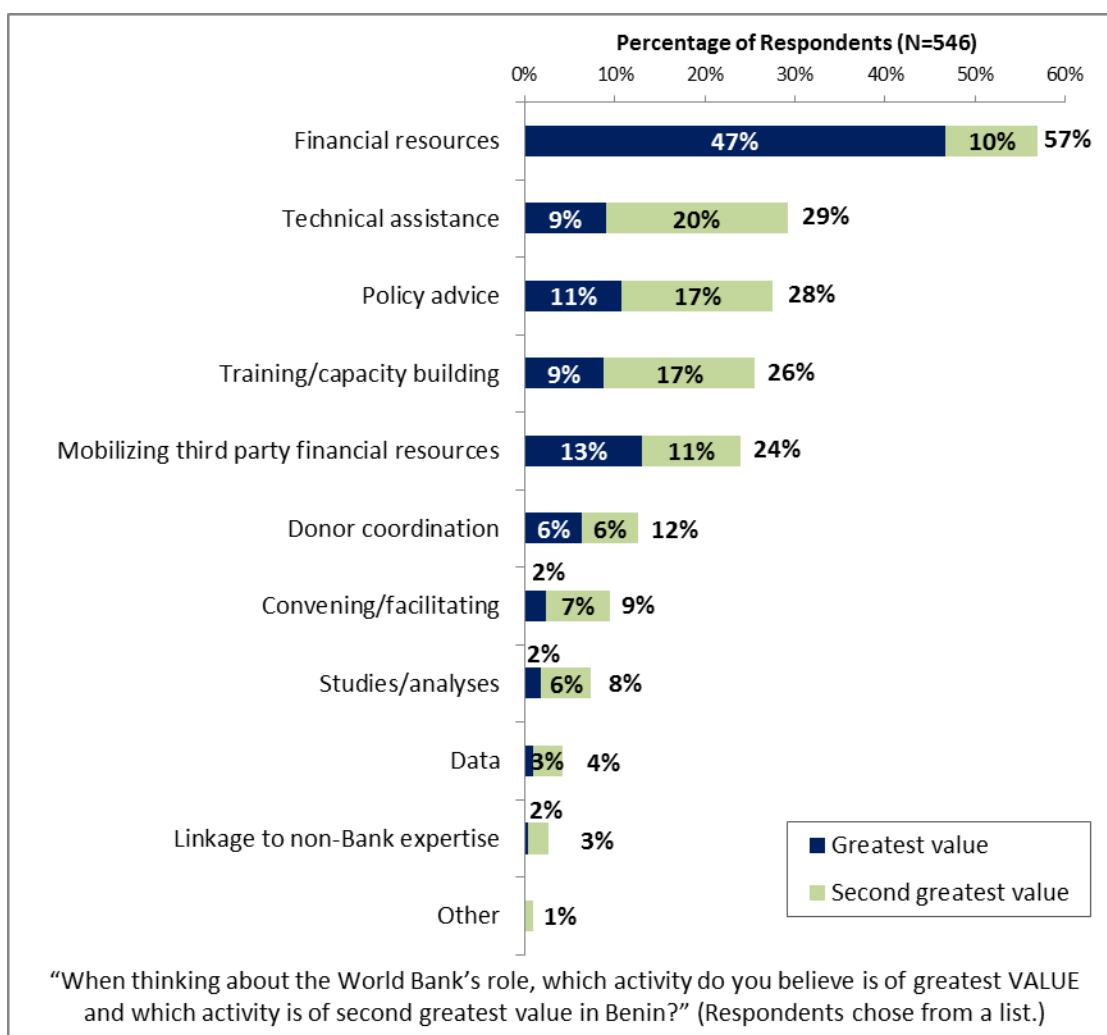




## V. Overall Attitudes toward the World Bank (continued)

### Greatest Value

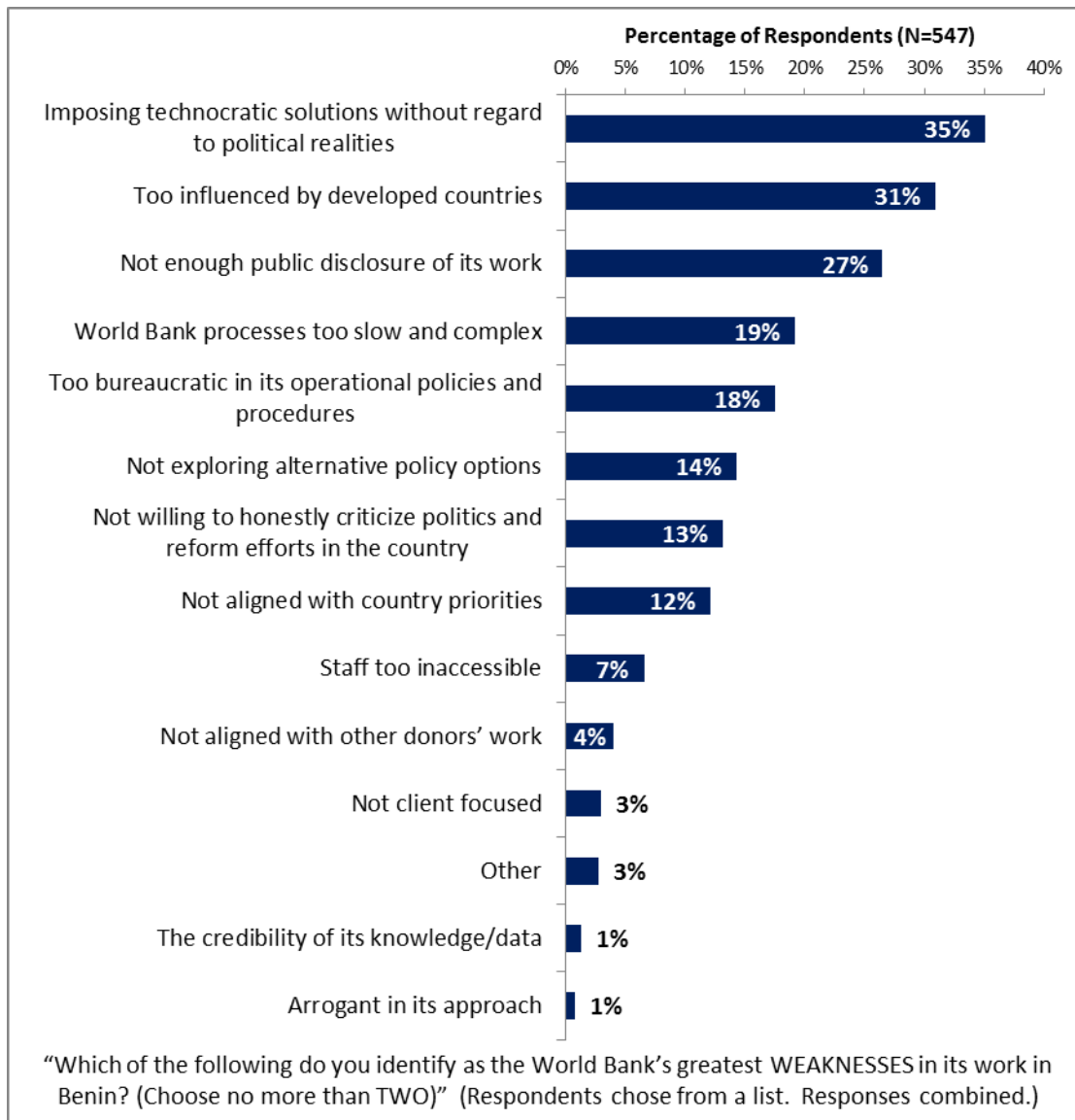
- Over half of all respondents indicated that the Bank's greatest value to Benin was its financial resources. The Bank's technical assistance, policy advice, training/capacity building, and mobilization of third party financial resources were also considered of great value to Benin.
  - Respondents in the FY '07 country survey also indicated that the Bank's greatest value to Benin was its financial resources, specifically providing loans to finance development projects (67%) and providing loans to promote policy reforms (37%).
  - Respondents across most stakeholder groups and all geographic locations indicated that the Bank's financial resources was its greatest value to Benin, except respondents from the office of the President/Prime Minister who indicated that the Bank's greatest value was its donor coordination.



## V. Overall Attitudes toward the World Bank (continued)

### Greatest Weakness

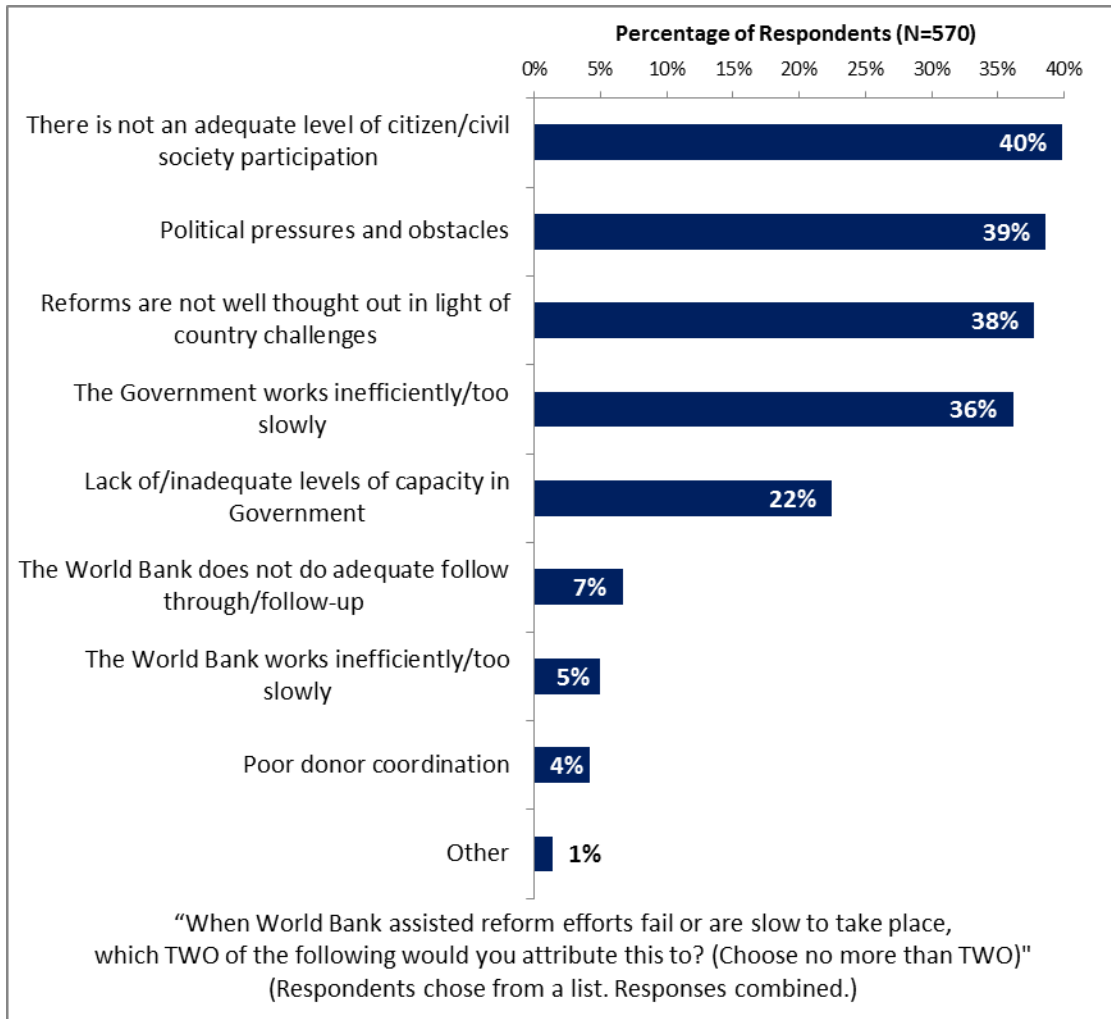
- Respondents indicated that the Bank's greatest weaknesses in its work in Benin were imposing technocratic solutions without regard to political realities, being too influenced by developed countries, and not enough public disclosure of its work.
  - Respondents in the FY '07 country survey indicated that the Bank's greatest weaknesses were working too much with the government (28%) and imposing technocratic solutions without regard to political realities (21%).
  - Respondents across most stakeholder groups, as well as all geographic locations, indicated that these were the Bank's greatest weaknesses, except respondents from the office of the President/Prime Minister who indicated that Bank processes are too slow and complex.



## V. Overall Attitudes toward the World Bank (continued)

### Attributing Slow or Failed Reform Efforts

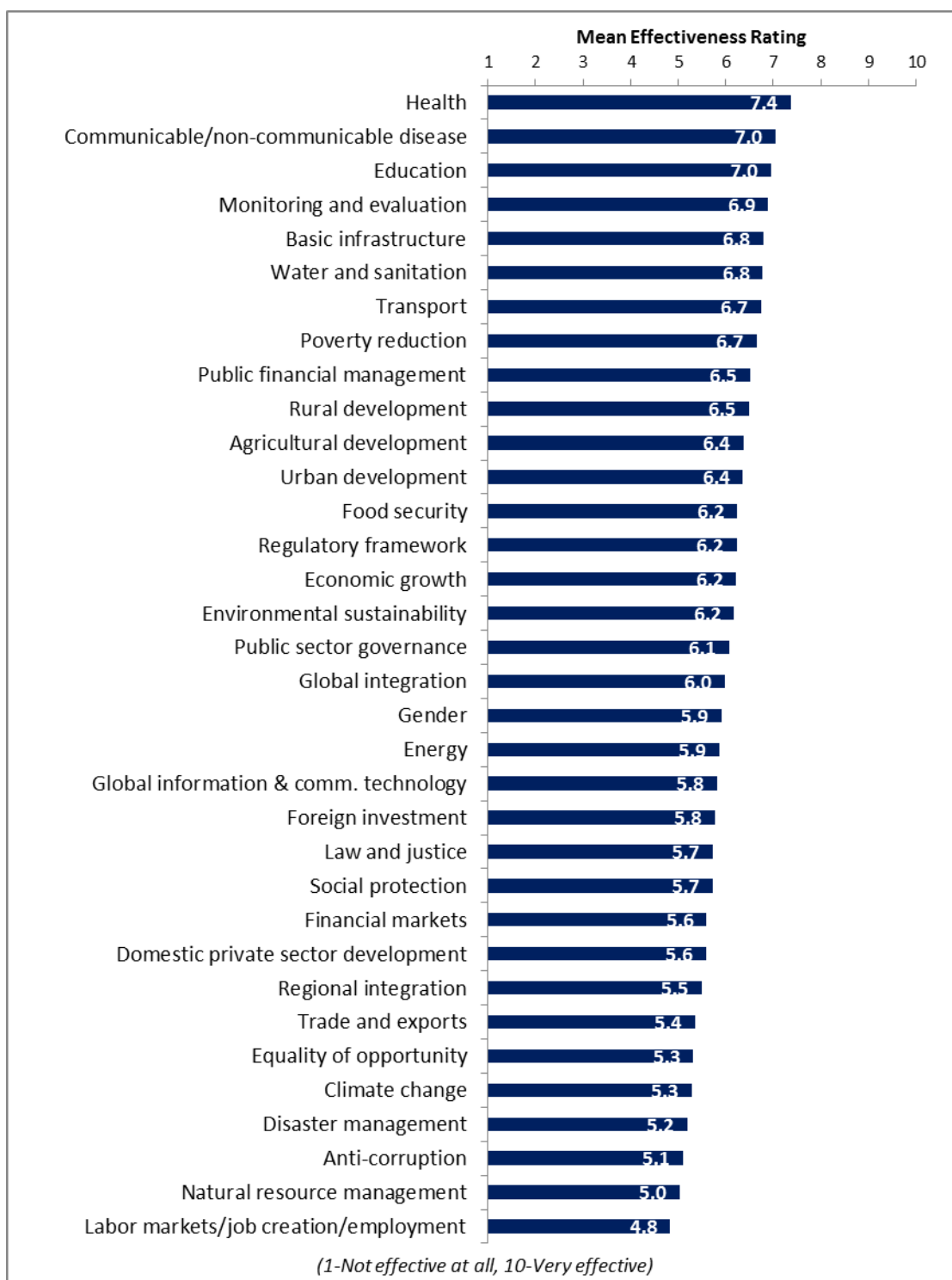
- When World Bank assisted reform efforts fail or are slow to take place, respondents indicated that they most often attribute this to an inadequate level of citizen/ civil society participation, political pressures and obstacles, reforms not being well thought out in light of country challenges, or the government working inefficiently/slowly.



## VI. Sectoral Effectiveness

### Specific Areas of Effectiveness

- Respondents saw the Bank as most effective at health, receiving a mean rating of 7.4, across all respondents, on a 10-point scale with 1 being not effective at all and 10 being very effective.



## VI. Sectoral Effectiveness (continued)

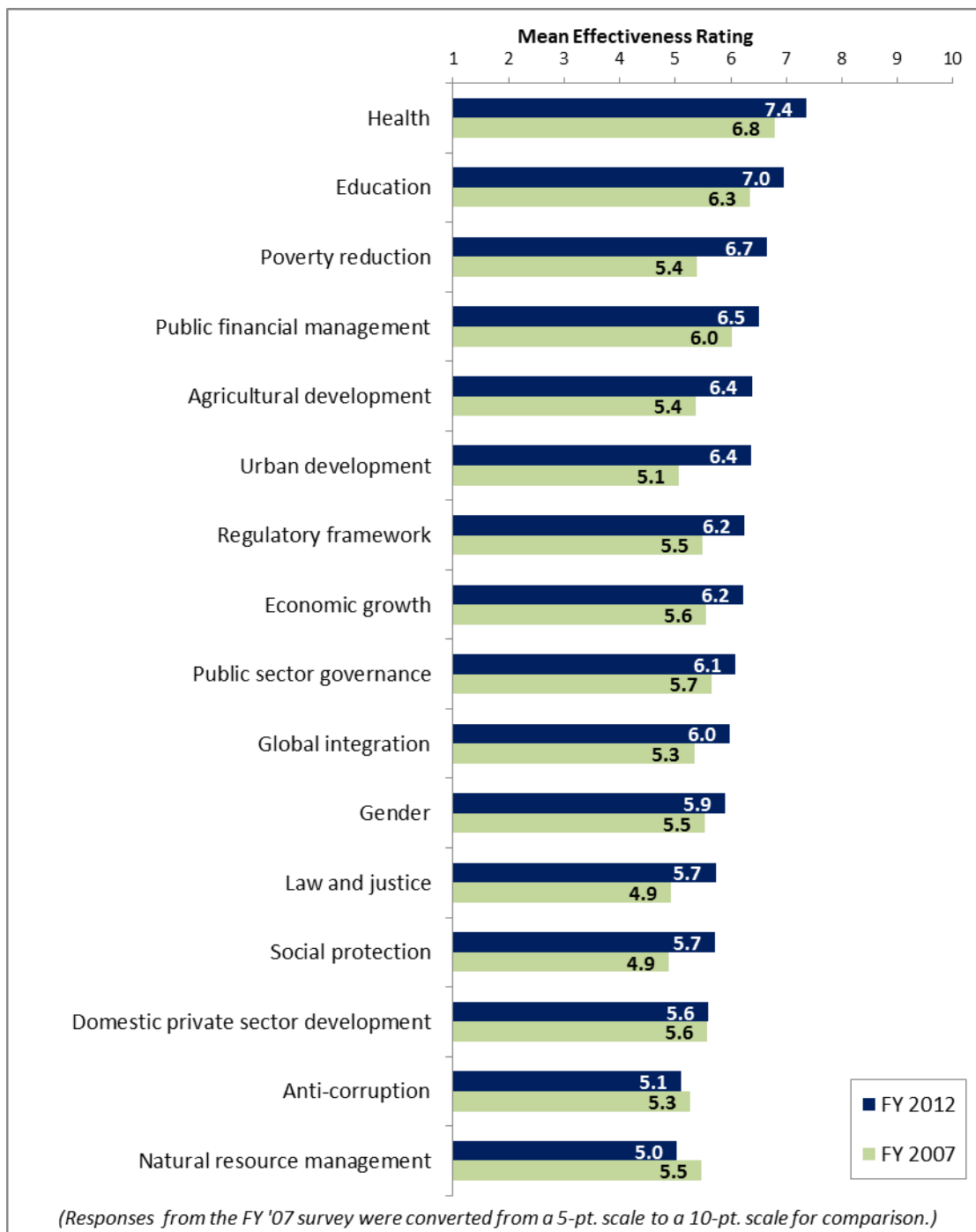
### Specific Areas of Effectiveness (continued)

- There were significant stakeholder differences in their ratings of the Bank's effectiveness across several of these thirty-four areas. For the most part, respondents from the office of a Minister and consultants on Bank projects/PMUs had the highest ratings across these areas whereas respondents from the office of a Parliamentarian, faith-based groups, and academia had significantly lower ratings for the Bank's effectiveness across these areas. Those areas with significant stakeholder group differences were:
  - "Anti-corruption";
  - "Law and justice";
  - "Environmental sustainability";
  - "Regulatory framework";
  - "Poverty reduction";
  - "Domestic private sector development";
  - "Energy";
  - "Rural development";
  - "Climate change";
  - "Agricultural development"; and
  - "Natural resource management.
  
- There were also significant differences between geographic locations in their ratings of the Bank's effectiveness across several of these thirty-four areas. For the most part, respondents from Abomey-Calavi had significantly lower ratings across these areas compared to respondents from Cotonou, Other Cities, and Other Areas. Those areas with significant differences between geographic locations were:
  - "Anti-corruption";
  - "Global information and communications technology";
  - "Communicable/non-communicable disease";
  - "Poverty reduction";
  - "Domestic private sector development";
  - "Foreign investment";
  - "Monitoring and evaluation";
  - "Health";
  - "Food security";
  - "Social protection"; and
  - "Regional integration".
  
- Responses across all stakeholder groups, geographic locations, and both country surveys can be found in the Appendix.

## VI. Sectoral Effectiveness (continued)

### Specific Areas of Effectiveness (continued)

- Respondents in this year's country survey gave significantly higher ratings for the Bank's effectiveness at all areas that could be compared, except for "Anti-corruption" and "Domestic private sector development" which were statistically similar, and "Natural resource management" which was significantly lower compared to respondents in the FY '07 country survey.



## VI. Sectoral Effectiveness (continued)

### Drivers of Effectiveness

To determine the key drivers of respondents' ratings of the Bank's overall effectiveness and ratings of its ability to help achieve sustainable development results in Benin, bivariate correlational analyses were conducted using respondents' ratings of the thirty-four specific areas of effectiveness.

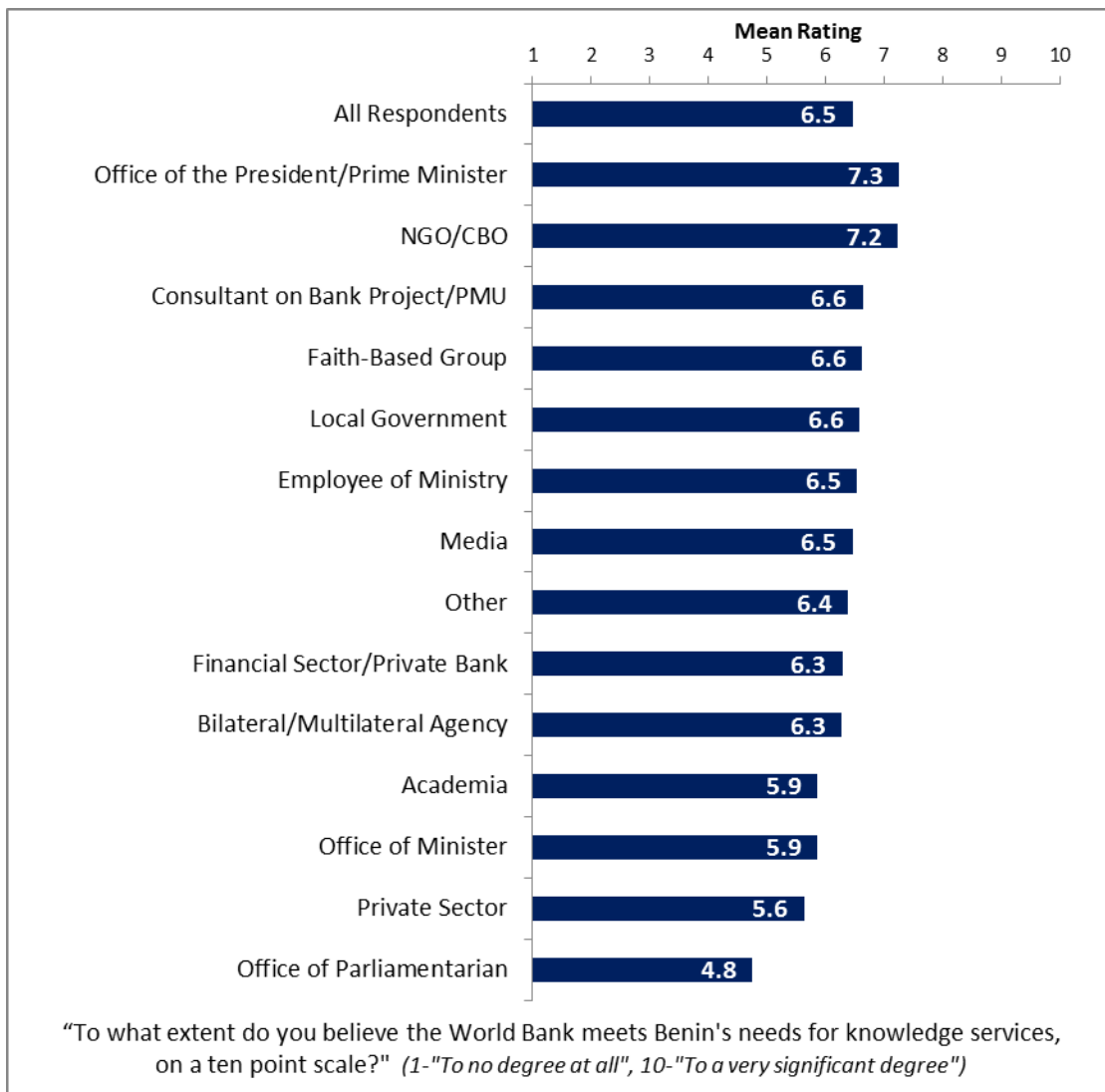
Correlational analyses, however, are not able to tell us exactly what is causing respondents' ratings of the Bank's overall effectiveness or ratings of its ability to help achieve sustainable development results. Rather, these analyses tell us that as ratings of effectiveness in one area increase, respondents' ratings of the Bank's overall effectiveness increase, or as ratings of effectiveness in one area increase, ratings of the Bank's ability to help achieve sustainable development results increase. Thus, it can be inferred that respondents' perceptions of effectiveness in one specific area are related to, or drive, respondents' perceptions of the Bank's overall effectiveness or perceptions of the Bank's ability to help achieve sustainable development results.

- **Overall Effectiveness:** Those specific areas with the highest Pearson Product-Moment correlations were determined to be the most closely related to perceptions of the Bank's overall effectiveness, suggesting that ratings of effectiveness in those specific areas are drivers of perceptions of the Bank's overall effectiveness in Benin. The areas determined to be key drivers from these analyses were:
  - The Bank's effectiveness at health;
  - The Bank's effectiveness at energy;
  - The Bank's effectiveness at education; and
  - The Bank's effectiveness at poverty reduction.
  
- **Achieving Sustainable Development Results:** Those specific areas with the highest Pearson Product-Moment correlations were determined to be the most closely related to perceptions of the Bank's ability to help achieve sustainable development results in Benin, suggesting that ratings of effectiveness in those specific areas are drivers of perceptions of the Bank's ability to help achieve sustainable development results. The areas determined to be key drivers from these analyses were:
  - The Bank's effectiveness at economic growth;
  - The Bank's effectiveness at poverty reduction;
  - The Bank's effectiveness at social protection; and
  - The Bank's effectiveness at health.

## VII. World Bank Knowledge and Instruments

### Knowledge: Meeting Benin's Knowledge Needs

- Across all respondents, the extent to which the Bank meets Benin's needs for knowledge services received a mean rating of 6.5 on a 10-point scale, with 1 being to no degree at all and 10 being to a very significant degree.
  - Respondents across all stakeholder groups, as well as those from all geographic locations, gave statistically similar ratings for the Bank meeting Benin's needs for knowledge services.

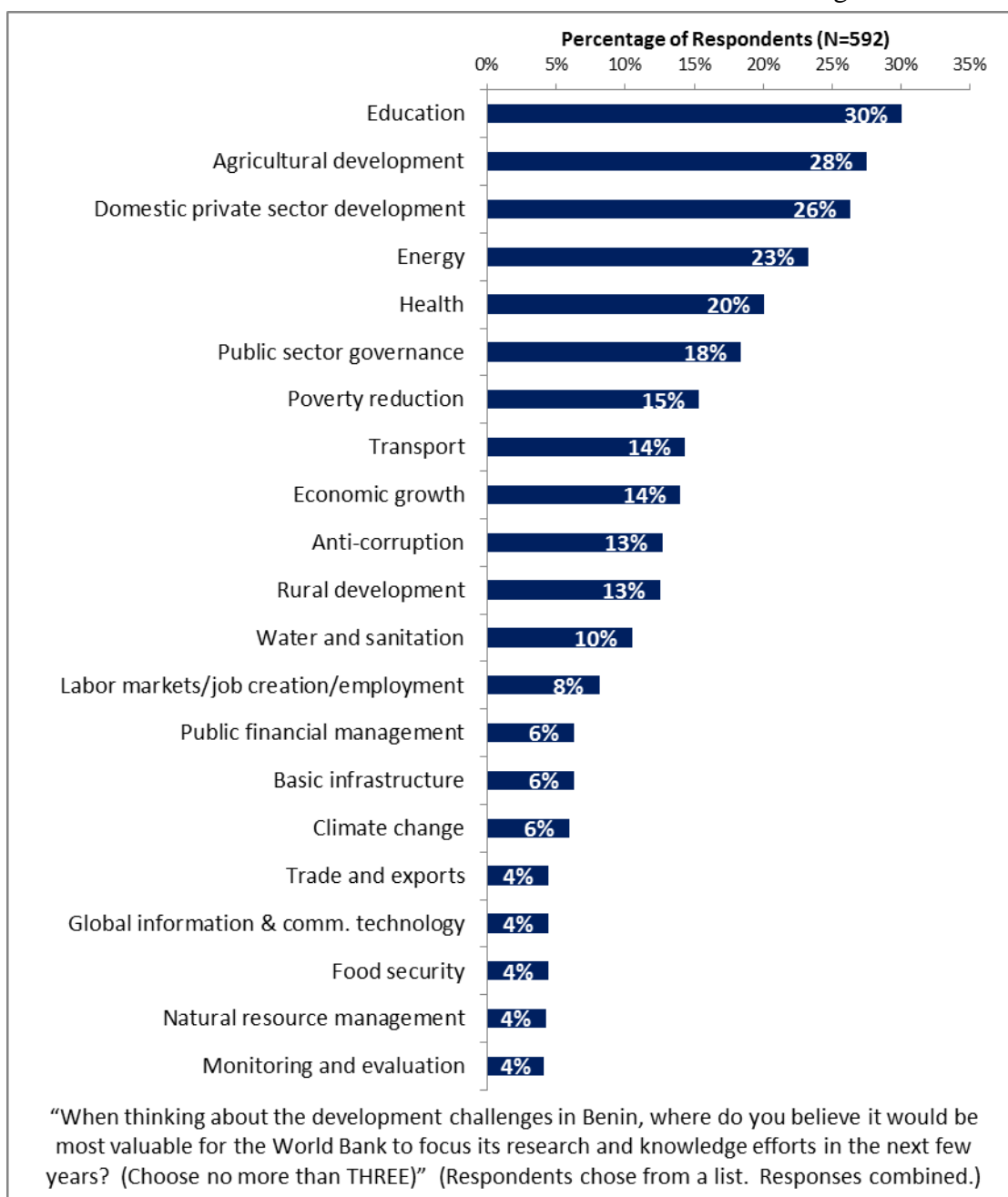




## VII. World Bank Knowledge and Instruments (continued)

### Knowledge: Focusing Bank Research

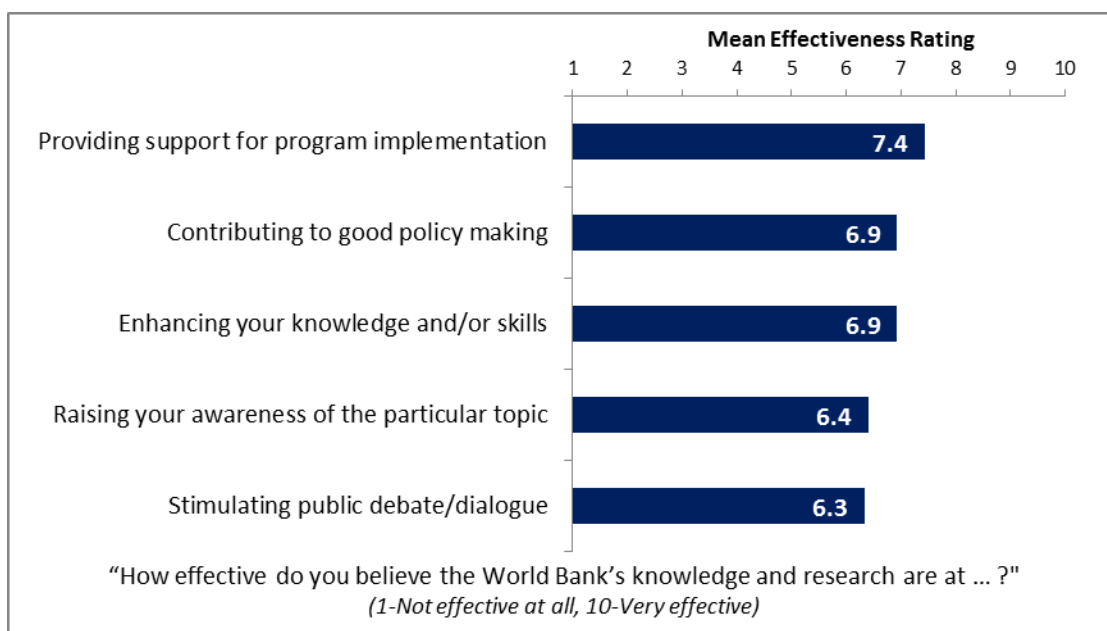
- Respondents indicated that it would be most valuable for the Bank to focus its research and knowledge efforts on education, agricultural development, domestic private sector development, and energy.
  - Respondents in the FY '07 country survey indicated that it would be most valuable for the Bank to focus its research efforts on enhanced business environment for private sector development (31%) and education (29%).
  - Respondents across most stakeholder groups and all geographic locations indicated that these would be the most valuable areas for the Bank's research, except respondents from the office of a Parliamentarian who were more likely to indicate that the Bank should focus its research on economic growth.



## VII. World Bank Knowledge and Instruments (continued)

### Knowledge: Effectiveness

- Across all respondents, the effectiveness of the World Bank's knowledge and research to provide support for program implementation received the highest mean rating, 7.4, on a 10-point scale with 1 being not at all effective and 10 being very effective.
  - Respondents from Abomey-Calavi had significantly lower ratings for the effectiveness of the Bank's knowledge and research to contribute to good policy making compared to respondents from Cotonou, Other Cities, and Other Areas. Respondents across all geographic locations had statistically similar ratings for the effectiveness of the Bank's knowledge and research in all other areas.
  - Respondents across all stakeholder groups had statistically similar ratings for the effectiveness of the Bank's knowledge and research in these areas.



## VII. World Bank Knowledge and Instruments (continued)

### Knowledge: Qualities

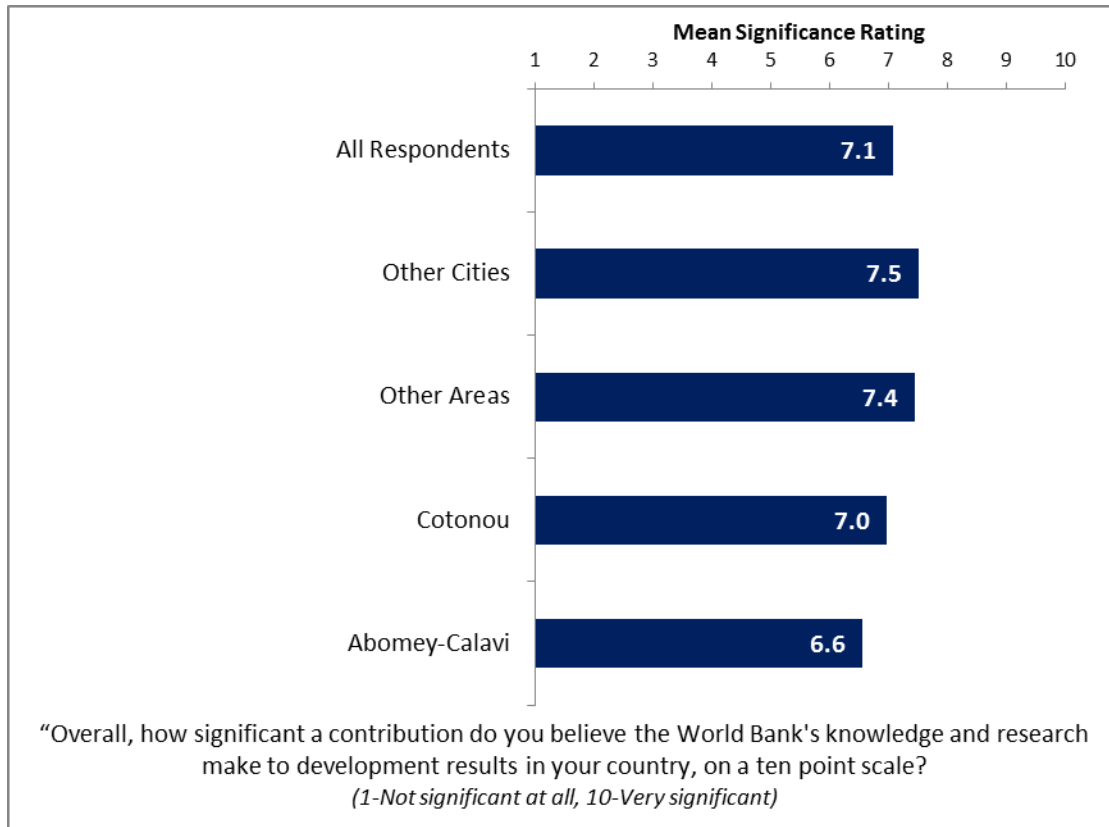
- Across all respondents, the World Bank’s knowledge and research being a source of relevant information on global good practices received the highest mean rating, 7.6, on a 10-point scale with 1 being to no degree at all and 10 being to a very significant degree.
  - Respondents from Abomey-Calavi had significantly lower ratings for the extent to which the Bank’s knowledge and research “Include appropriate level of stakeholder involvement during preparation”, “Provide feasible recommendations”, and “Are adequately disseminated” compared to respondents from Cotonou, Other Cities, and Other Areas. Respondents across all geographic locations had statistically similar ratings for the other qualities of the World Bank’s knowledge and research.
  - Respondents across all stakeholder groups had statistically similar ratings for these qualities of the World Bank’s knowledge and research.



## VII. World Bank Knowledge and Instruments (continued)

### Knowledge: Contribution

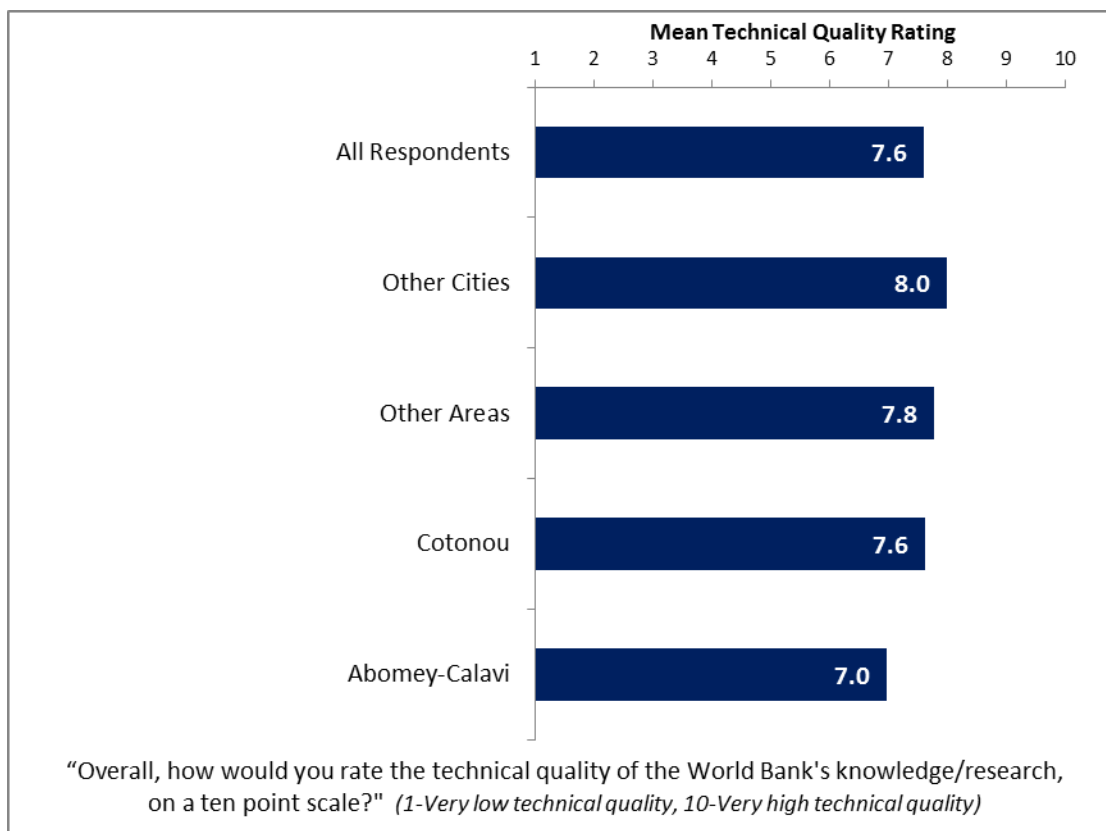
- Across all respondents, the significance of the contribution that the World Bank’s knowledge and research make to development results in Benin received a mean rating of 7.1 on a 10-point scale, with 1 being not significant at all and 10 being very significant.
  - Respondents from Abomey-Calavi gave significantly lower ratings for the contribution that the Bank’s knowledge and research make to development results in Benin compared to respondents from Other Cities, Other Areas, and Cotonou.
  - Respondents across all stakeholder groups gave statistically similar significance ratings for the contribution that the World Bank’s knowledge and research make to development results in Benin.



## VII. World Bank Knowledge and Instruments (continued)

### Knowledge: Technical Quality

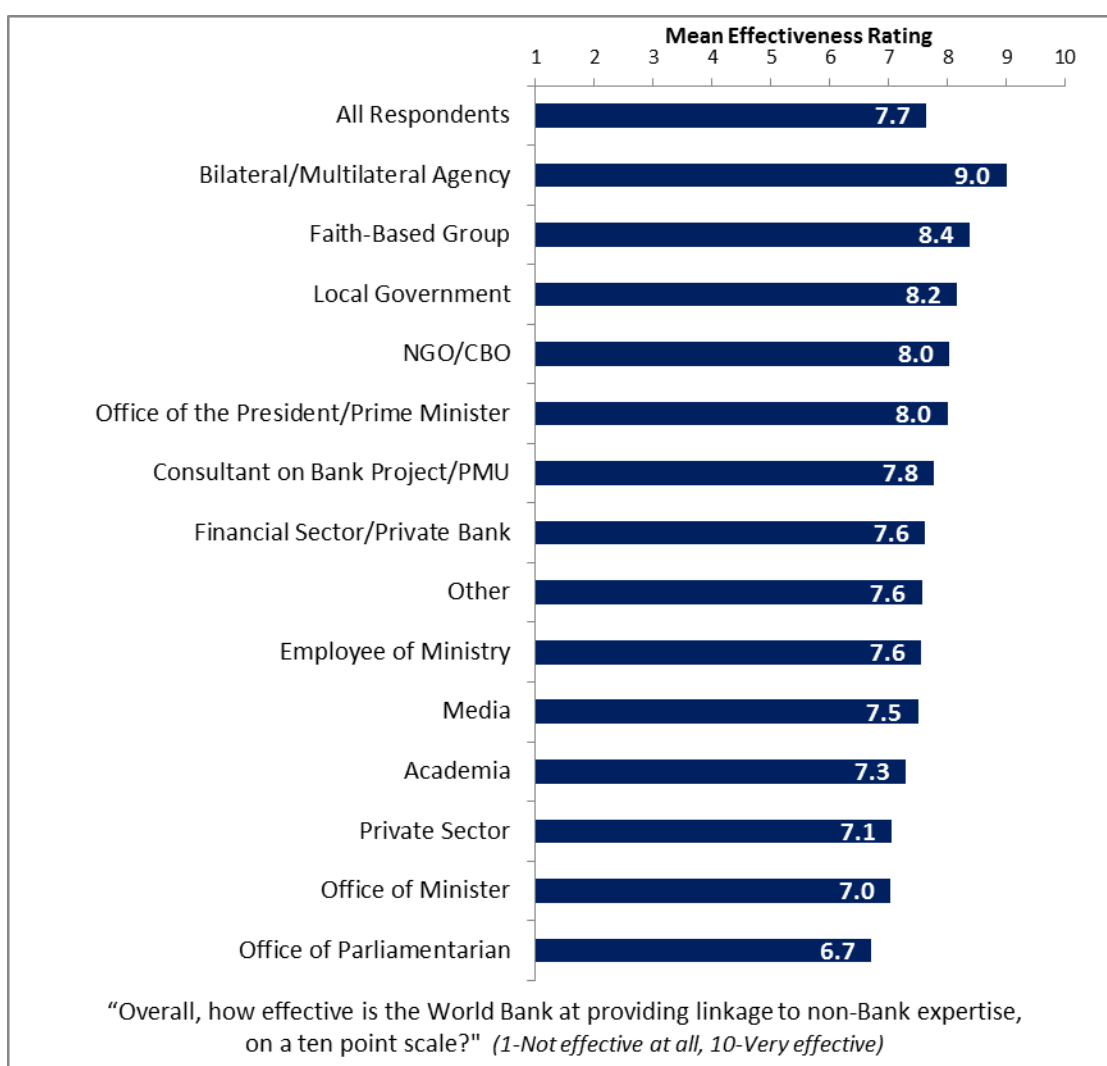
- Across all respondents, the technical quality of the World Bank's knowledge and research received a mean rating of 7.6 on a 10-point scale, with 1 being very low technical quality and 10 being very high technical quality.
  - Respondents from Abomey-Calavi gave significantly lower ratings for the technical quality of the Bank's knowledge and research compared to respondents from Other Cities, Other Areas, and Cotonou.
  - Respondents across all stakeholder groups gave statistically similar ratings for the technical quality of the World Bank's knowledge and research.



## VII. World Bank Knowledge and Instruments (continued)

### Knowledge: Linkage to Non-Bank Expertise

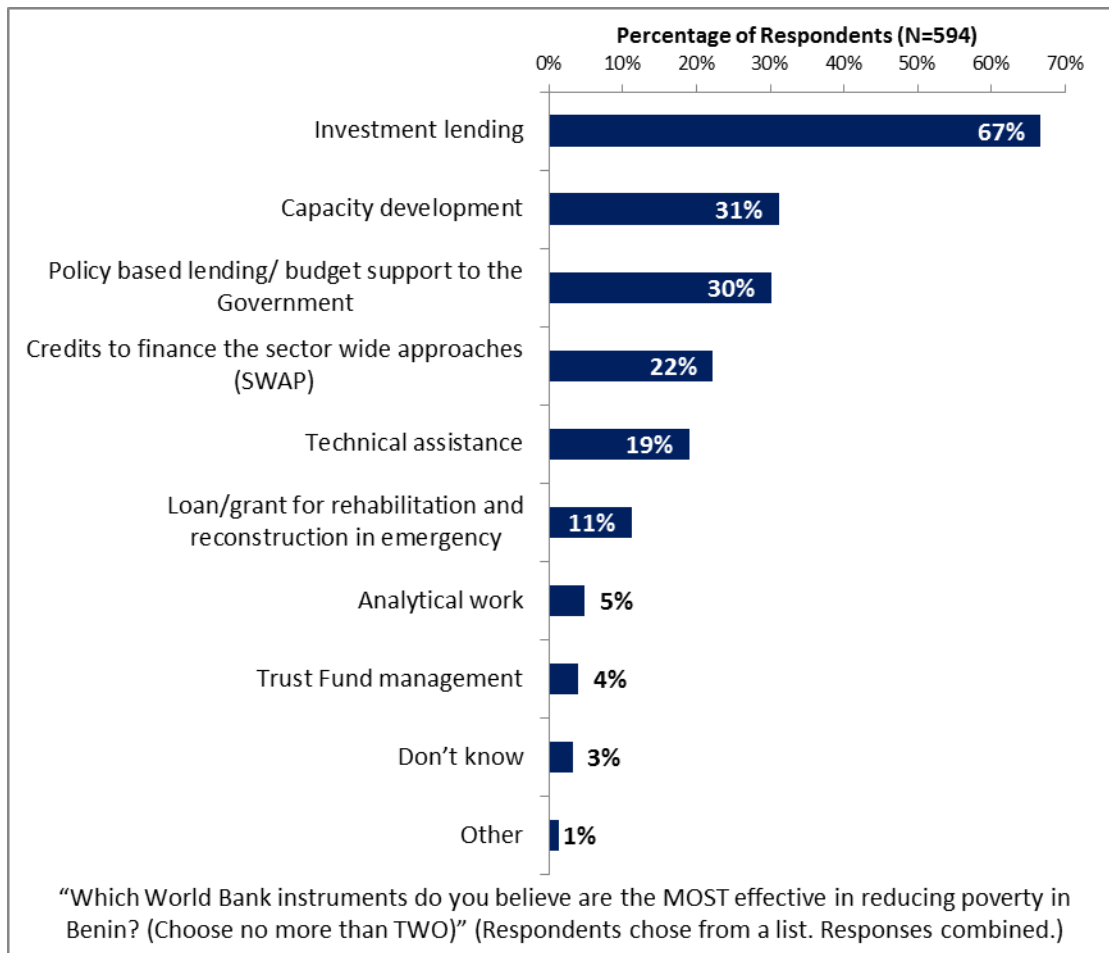
- Across all respondents, the Bank's effectiveness at providing linkage to non-Bank expertise received a mean rating of 7.7 on a 10-point scale, with 1 being not effective at all and 10 being very effective.
  - Respondents across all stakeholder groups, as well as all geographic locations, gave statistically similar ratings for the Bank's effectiveness at providing linkage to non-Bank expertise.



## VII. World Bank Knowledge and Instruments (continued)

### Instruments: Most Effective

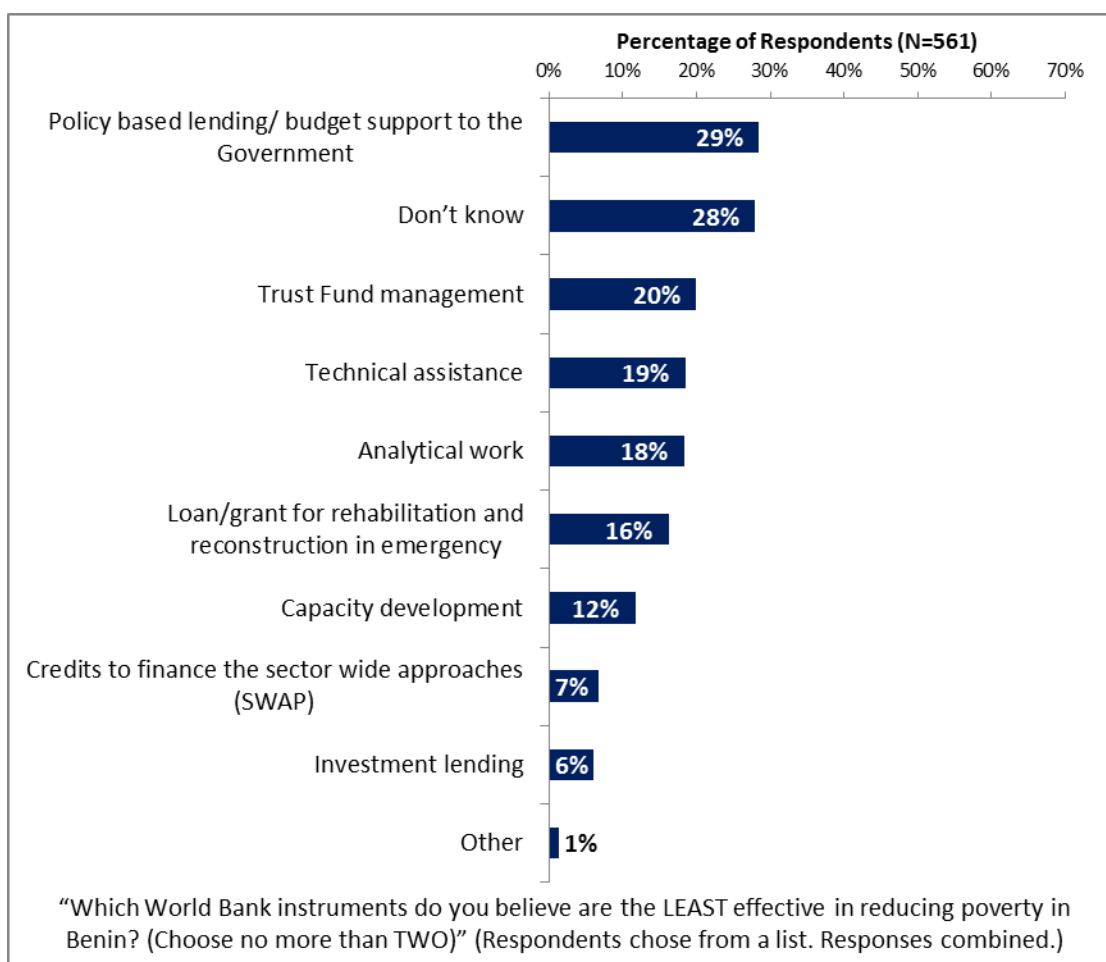
- Over two-thirds of all respondents indicated that the World Bank’s investment lending was its most effective instrument in reducing poverty in Benin.
  - Respondents across all stakeholder groups and geographic locations indicated that the World Bank’s investment lending was its most effective instrument in reducing poverty in Benin.



## VII. World Bank Knowledge and Instruments (continued)

### Instruments: Least Effective

- Nearly a third of all respondents indicated that the Bank’s policy based lending/budget support to the government was *least* effective in reducing poverty in Benin, but nearly the same number indicated that they didn’t know which of the World Bank’s instruments was *least* effective in reducing poverty.
  - A plurality of respondents from most stakeholder groups indicated the Bank’s policy based lending or that they didn’t know which Bank instruments were least effective, except respondents from the office of a Parliamentarian who indicated that the World Bank’s capacity development was *least* effective in reducing poverty in Benin and respondents from the financial sector/private banks who indicated that the Bank’s Trust Fund management was least effective.
  - Respondents across all geographic locations indicated that the Bank’s policy based lending/budget support to the government was *least* effective in reducing poverty in Benin.

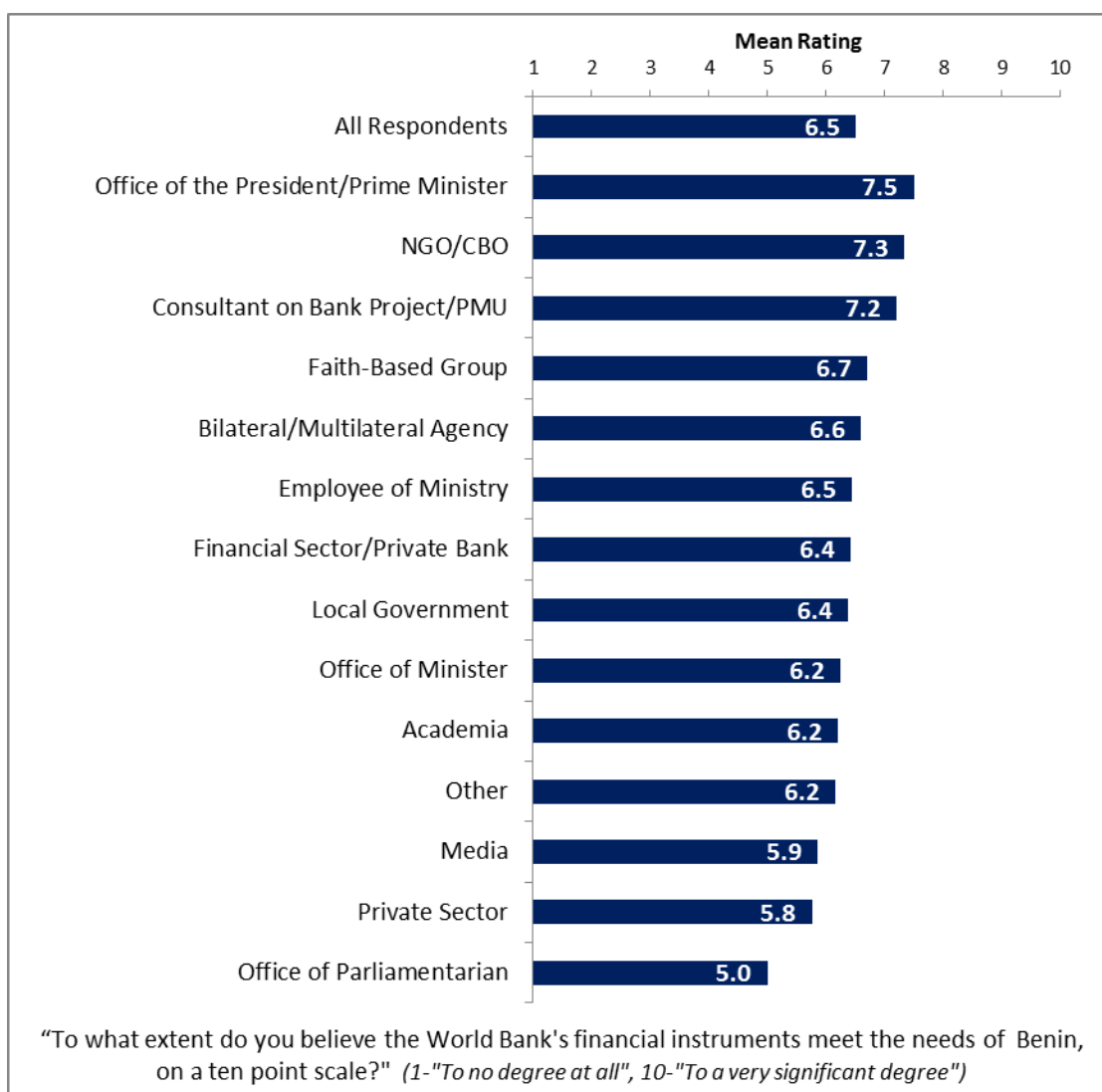




## VII. World Bank Knowledge and Instruments (continued)

### Instruments: Meeting Benin's Needs

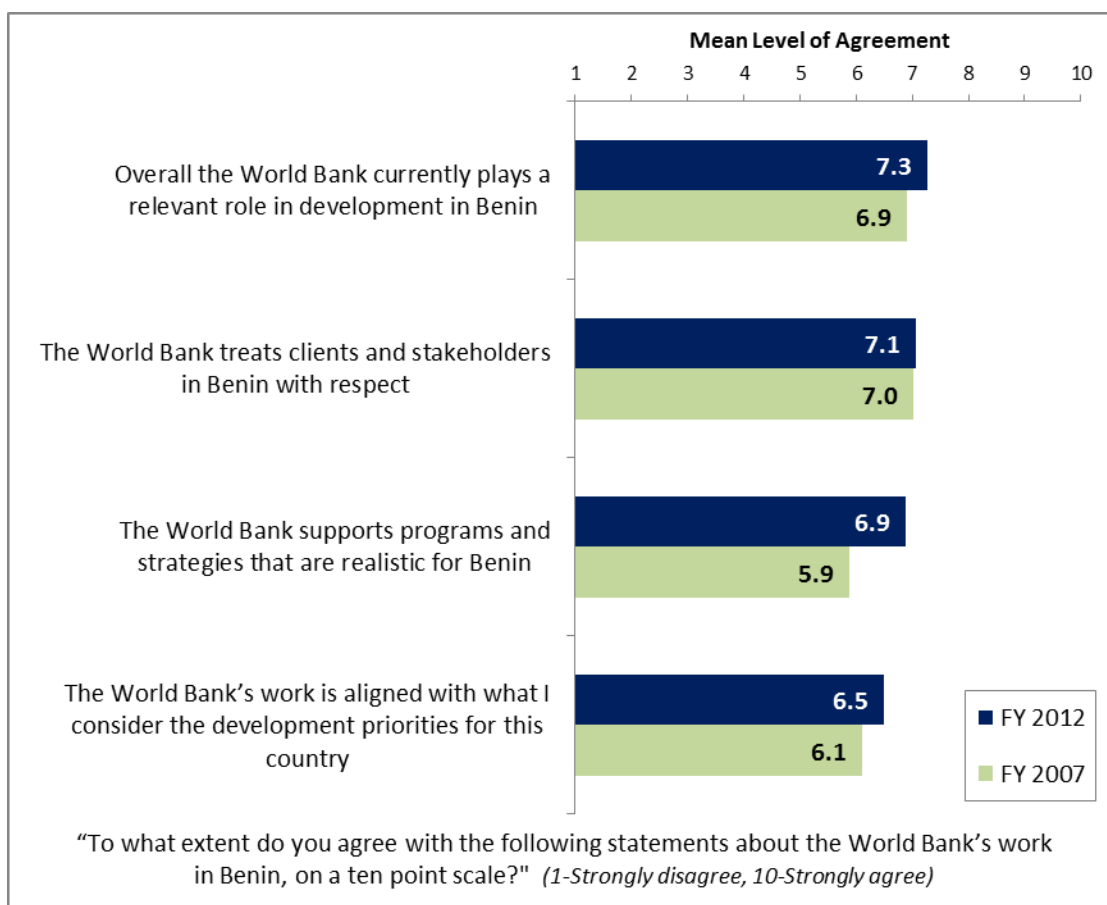
- Across all respondents, the extent to which the Bank's financial instruments meet Benin's needs received a mean rating of 6.5 on a 10-point scale, with 1 being to no degree at all and 10 being to a very significant degree.
  - Respondents from the office of the President/Prime Minister, NGOs/CBOs, and consultants on Bank projects/PMUs gave the highest ratings for the Bank's financial instruments meeting Benin's needs whereas respondents from the media, private sector, and the office of a Parliamentarian gave significantly lower ratings.
  - Respondents across all geographic locations gave statistically similar ratings for the Bank's financial instruments meeting Benin's needs.



## VIII. How the World Bank Operates

### The World Bank's Work in Benin

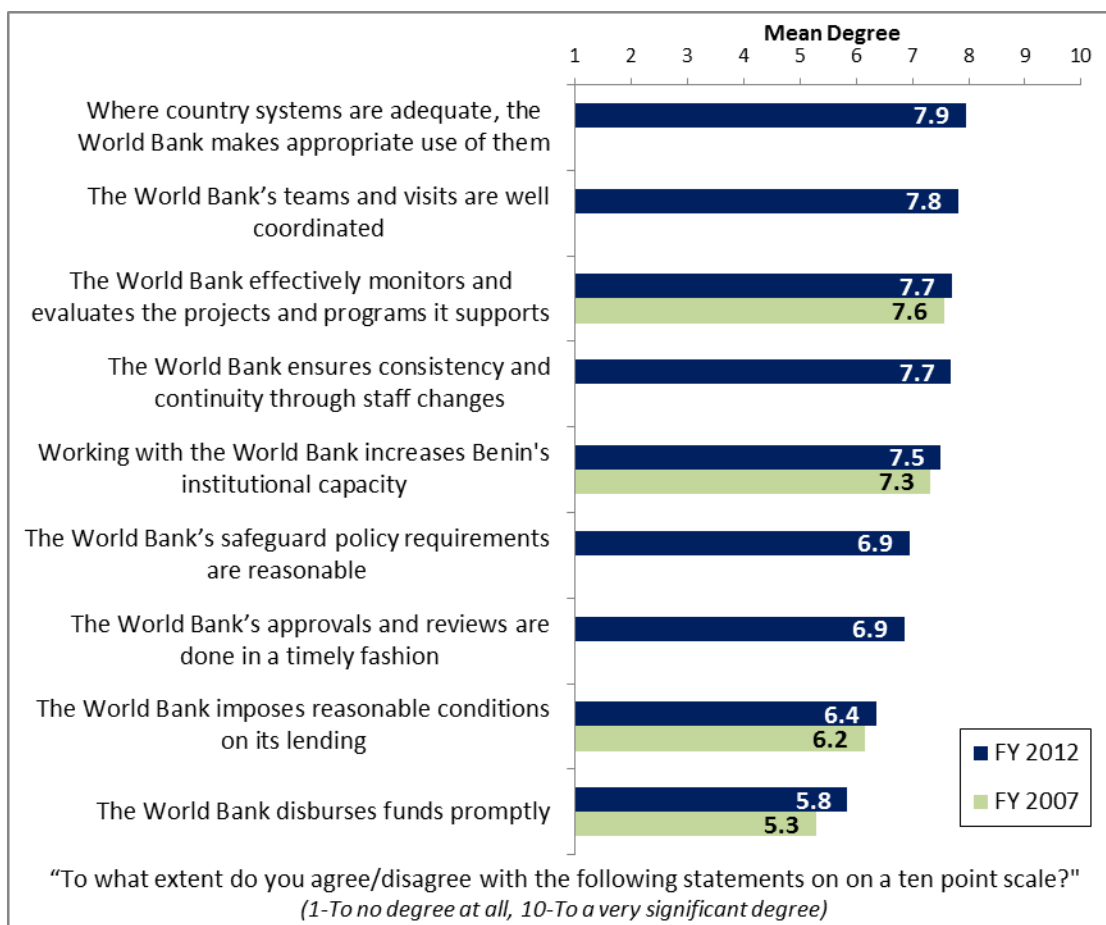
- In terms of the Bank's work, the World Bank currently playing a relevant role in Benin's development received the highest mean level of agreement, 7.3, across all respondents, on a 10-point scale with 1 being strongly disagree and 10 being strongly agree.
  - Respondents in this year's country survey had significantly higher levels of agreement that the Bank plays a relevant role in Benin's development, that the programs and strategies the Bank supports are realistic for Benin, and that the Bank's work is aligned with their development priorities compared to respondents from the FY '07 country survey.
  - Respondents from Abomey-Calavi had significantly lower levels of agreement that the Bank supports programs and strategies that are realistic for Benin compared to respondents from Cotonou, Other Cities, and Other Areas. Respondents across all geographic locations had statistically similar levels of agreement for the other three statements.
  - Respondents across all stakeholder groups had statistically similar levels of agreement across these statements.



## VIII. How the World Bank Operates (continued)

### Overall Perceptions

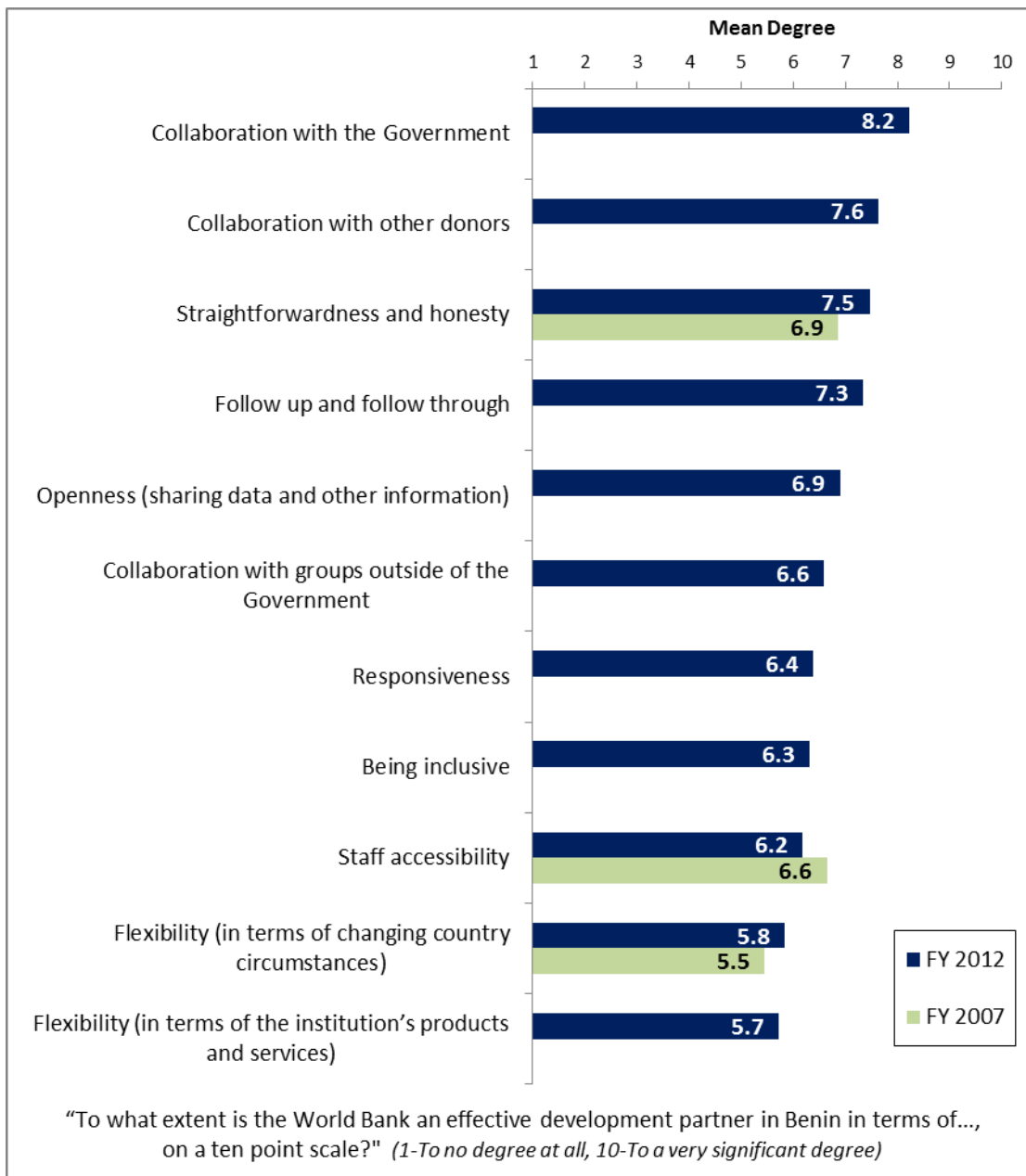
- Across all respondents, “Where country systems are adequate, the World Bank makes appropriate use of them” received the highest mean rating, 7.9, on a 10-point scale with 1 being to no degree at all and 10 being to a very significant degree.
  - Ratings for “The World Bank disburses funds promptly” in this year’s country survey were significantly higher compared to the FY ’07 country survey. Ratings for the other three statements that could be compared were statistically similar in the FY ’12 and FY ’07 country surveys.
  - Respondents from the financial sector/private banks and consultants on Bank projects/PMUs had the highest ratings for “The World Bank disburses funds promptly” whereas respondents from the office of a Parliamentarian, the media, and academia had significantly lower ratings. Respondents from faith-based groups had the highest ratings for “The World Bank effectively monitors and evaluates the projects and programs it supports” whereas respondents from academia had significantly lower ratings. Respondents across all stakeholder groups had statistically similar ratings for the other aspects of working with the World Bank.
  - Respondents from Abomey-Calavi had significantly lower ratings for “The World Bank effectively monitors and evaluates the projects and programs it supports” compared to respondents from Cotonou, Other Cities, and Other Areas. Respondents across all geographic locations had statistically similar ratings for the other aspects of working with the World Bank in Benin.



## VIII. How the World Bank Operates (continued)

### The World Bank as an Effective Development Partner

- Across all respondents, the extent to which the World Bank is an effective development partner in terms of its collaboration with the Government in Benin received the highest mean rating, 8.2, on a 10-point scale with 1 being to no degree at all and 10 being to a very significant degree.



## VIII. How the World Bank Operates (continued)

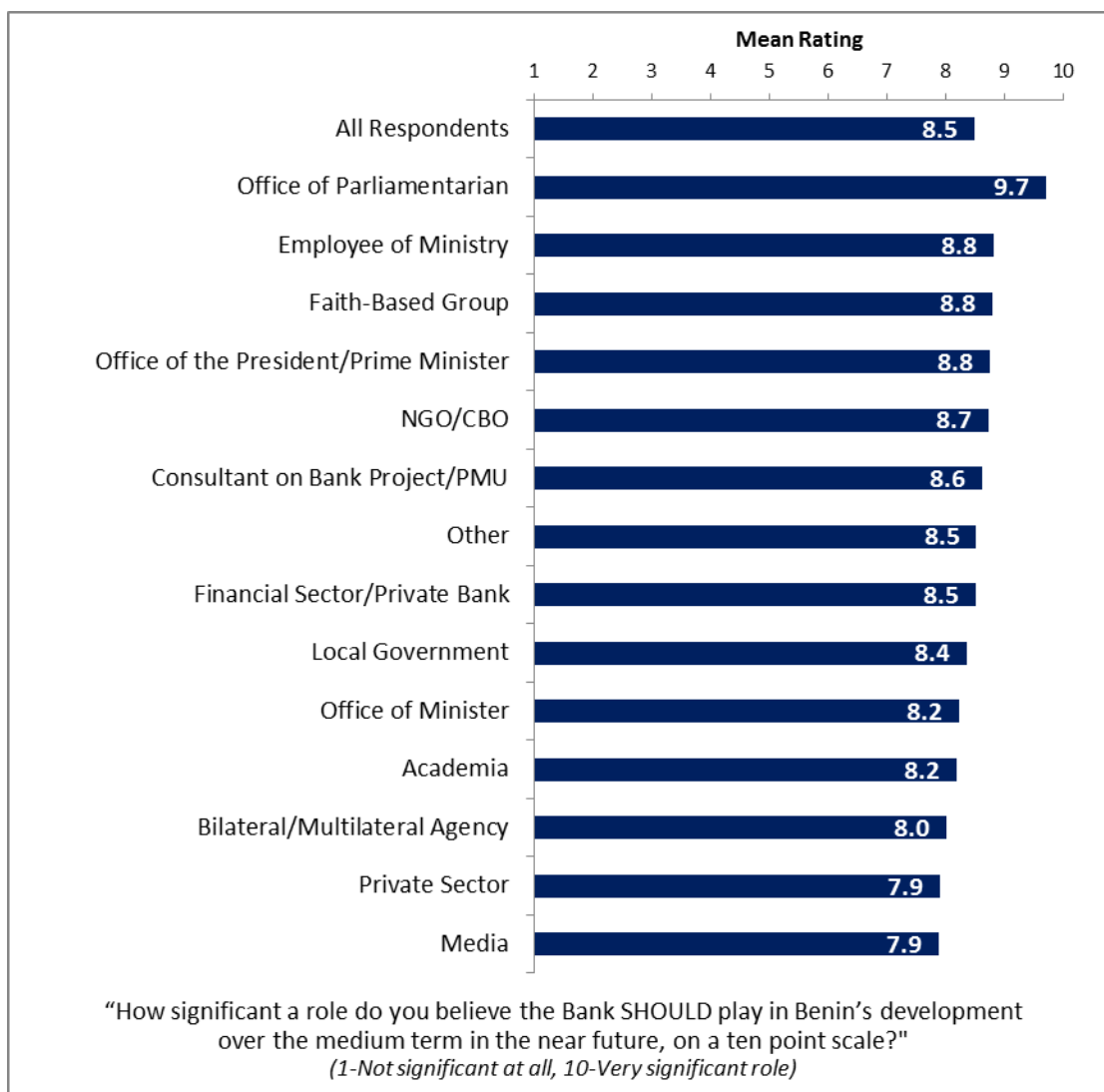
### The World Bank as an Effective Development Partner (continued)

- Respondents in this year's country survey had significantly lower ratings regarding the Bank's staff accessibility compared to respondents from the FY '07 country survey. In contrast, respondents from the FY '07 country survey had significantly lower ratings regarding the Bank's straightforwardness and honesty compared to respondents in this year's country survey. Ratings for the extent to which the Bank displayed flexibility in terms of the country's changing circumstances received statistically similar ratings across both country surveys.
- There were some interesting stakeholder group significant differences in their perceptions of the extent to which the World Bank is an effective development partner in Benin.
  - Respondents from NGOs/CBOs and the media had the highest ratings regarding the Bank being inclusive whereas respondents from the office of a Parliamentarian, the office of a Minister, academia, and other organizations had significantly lower ratings.
  - Consultants on Bank projects/PMUs had the highest ratings regarding the Bank's openness whereas respondents from the private sector had significantly lower ratings.
  - Consultants on Bank projects/PMUs had the highest ratings regarding the Bank's staff accessibility whereas respondents from bilateral or multilateral agencies had significantly lower ratings.
  - Respondents across all stakeholder groups had statistically similar ratings across the other areas.
- There were some interesting significant differences between geographic locations in their perceptions of the extent to which the World Bank is an effective development partner.
  - Respondents from Abomey-Calavi had significantly lower ratings for the Bank's follow up and follow through compared to respondents from Cotonou, Other Cities, and Other Areas.
  - Respondents from Other Cities had significantly higher ratings for the Bank's flexibility (in terms of changing country circumstances) compared to respondents from Cotonou, Abomey-Calavi, and Other Areas.
  - Respondents from Cotonou and Other Areas had the highest ratings for the Bank's staff accessibility whereas respondents from Other Cities had significantly lower ratings.
  - Respondents from Other Cities and Other Areas had significantly higher ratings for the Bank's straightforwardness and honesty compared to respondents from Cotonou and Abomey-Calavi.
  - Respondents from Other Areas had significantly higher ratings for the Bank's collaboration with groups outside of the Government compared to respondents from Cotonou, Abomey-Calavi, and Other Cities.
  - Respondents across all geographic locations had statistically similar ratings for the other aspects of working with the World Bank in Benin.

## IX. The Future Role of the World Bank in Benin

### Role Significance

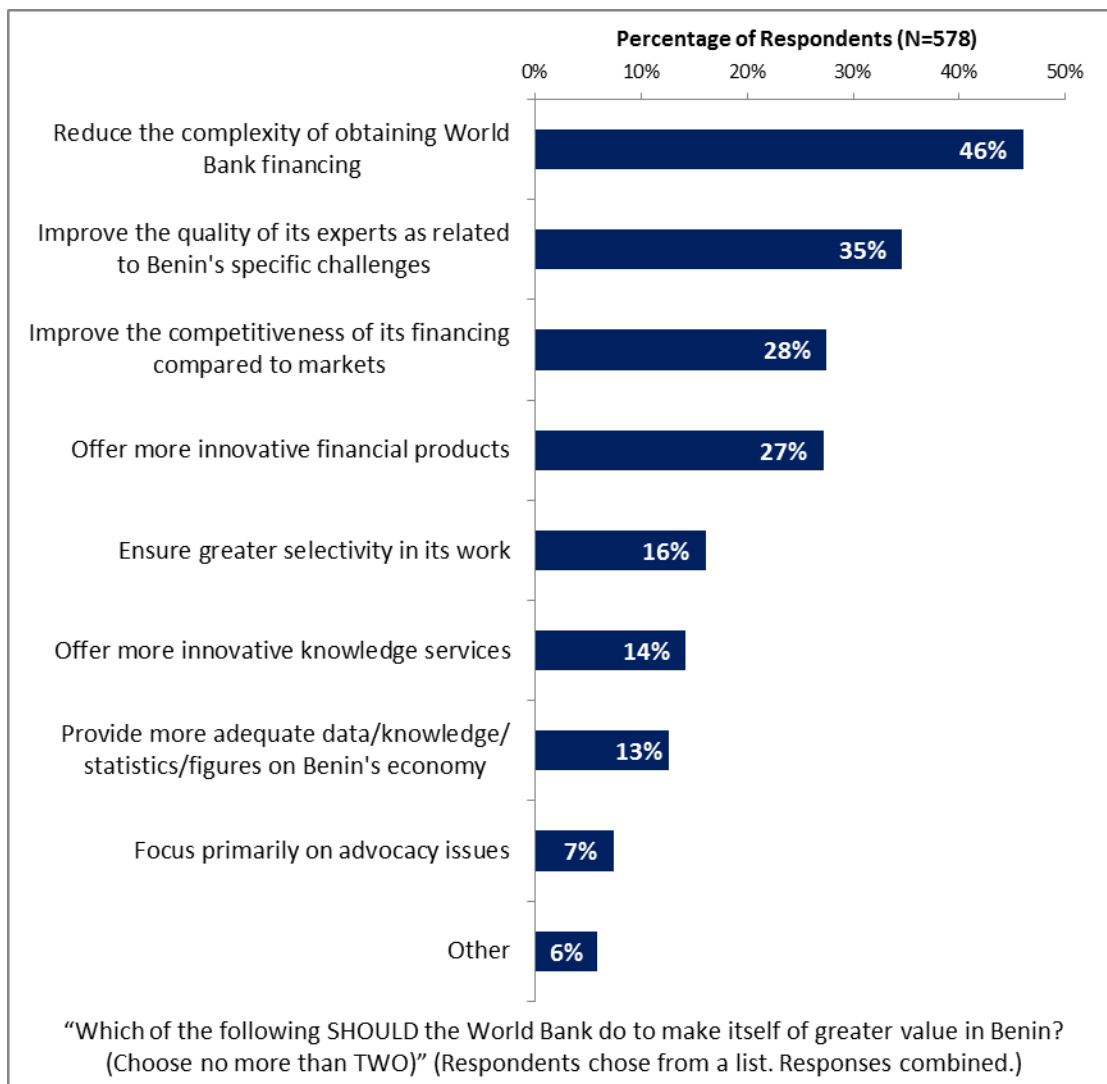
- Respondents believe that the Bank should play a fairly significant role in Benin's development over the medium term, receiving a mean rating of 8.5 across all respondents on a 10-point scale with 1 being not a significant role and 10 being very significant role.
  - Respondents across all stakeholder groups, as well as across all geographic locations, gave statistically similar ratings for the Bank's role significance.



## IX. The Future Role of the World Bank in Benin (continued)

### Making the Bank of Greater Value

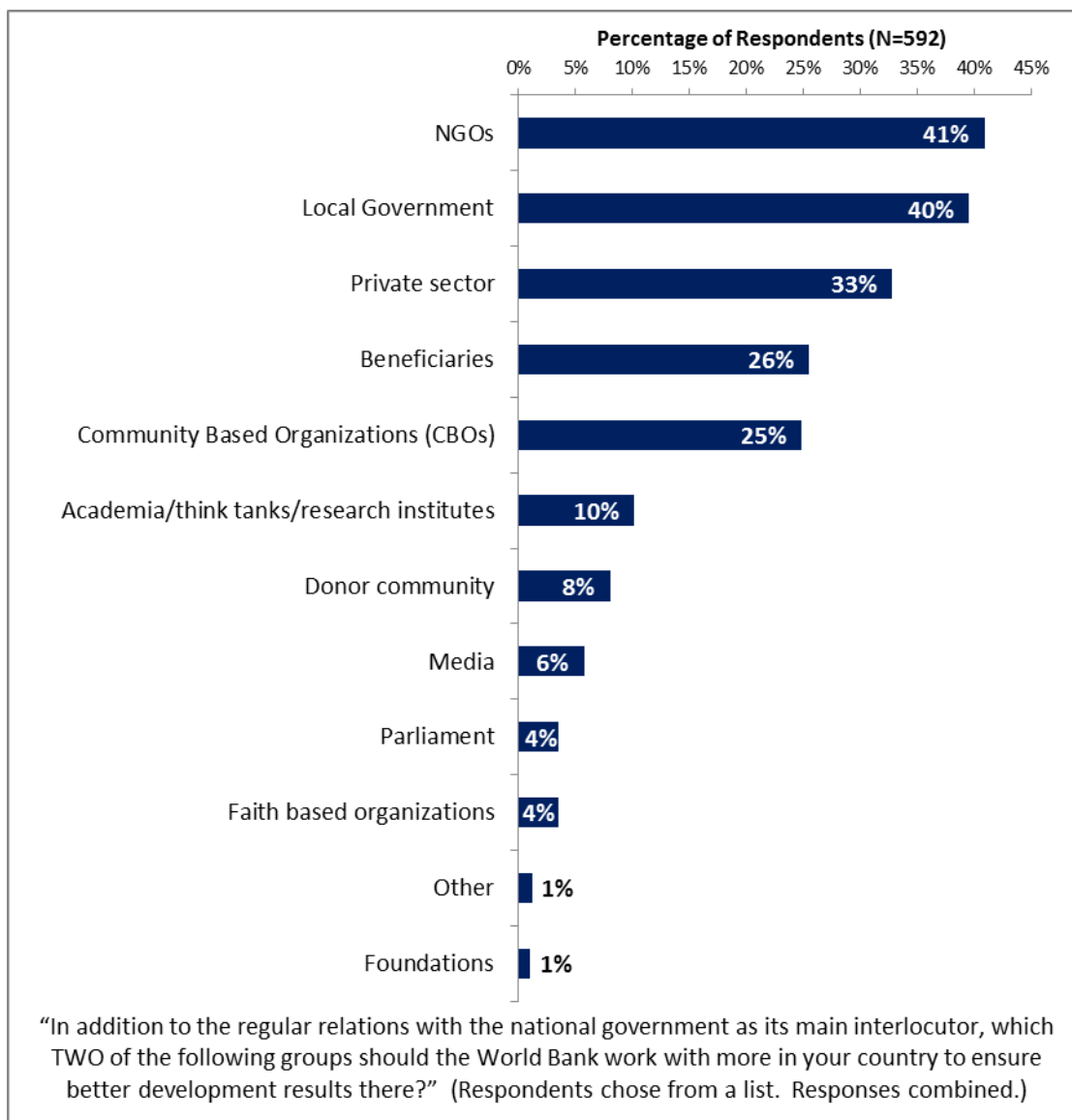
- Respondents indicated that the World Bank should reduce the complexity of obtaining Bank financing to make itself of greater value in Benin. Respondents also indicated that the Bank should improve the quality of its experts as related to Benin's specific challenges, improve the competitiveness of its financing compared to markets, and offer more innovative financial products.



## IX. The Future Role of the World Bank in Benin (continued)

### Collaborating in Benin

- Respondents indicated that the World Bank should work more closely with NGOs, local government, and the private sector to ensure better development results in Benin.
  - Respondents from most stakeholder groups and all geographic locations indicated that the Bank should work more closely with NGOs, local government, and the private sector except respondents from the office of a Parliamentarian who were more likely to indicate that the Bank should work more closely with Parliament, respondents from academia who were more likely to indicate that the Bank should work with academia/think tanks/research institutes, and respondents from bilateral or multilateral agencies who indicated that the Bank should also work with CBOs and the donor community.

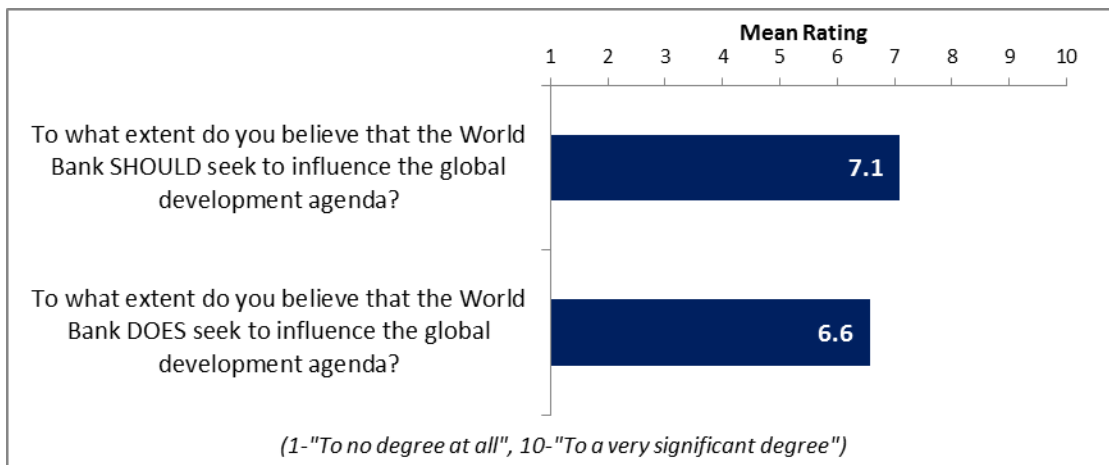




## IX. The Future Role of the World Bank in Benin (continued)

### Influencing the Global Development Agenda

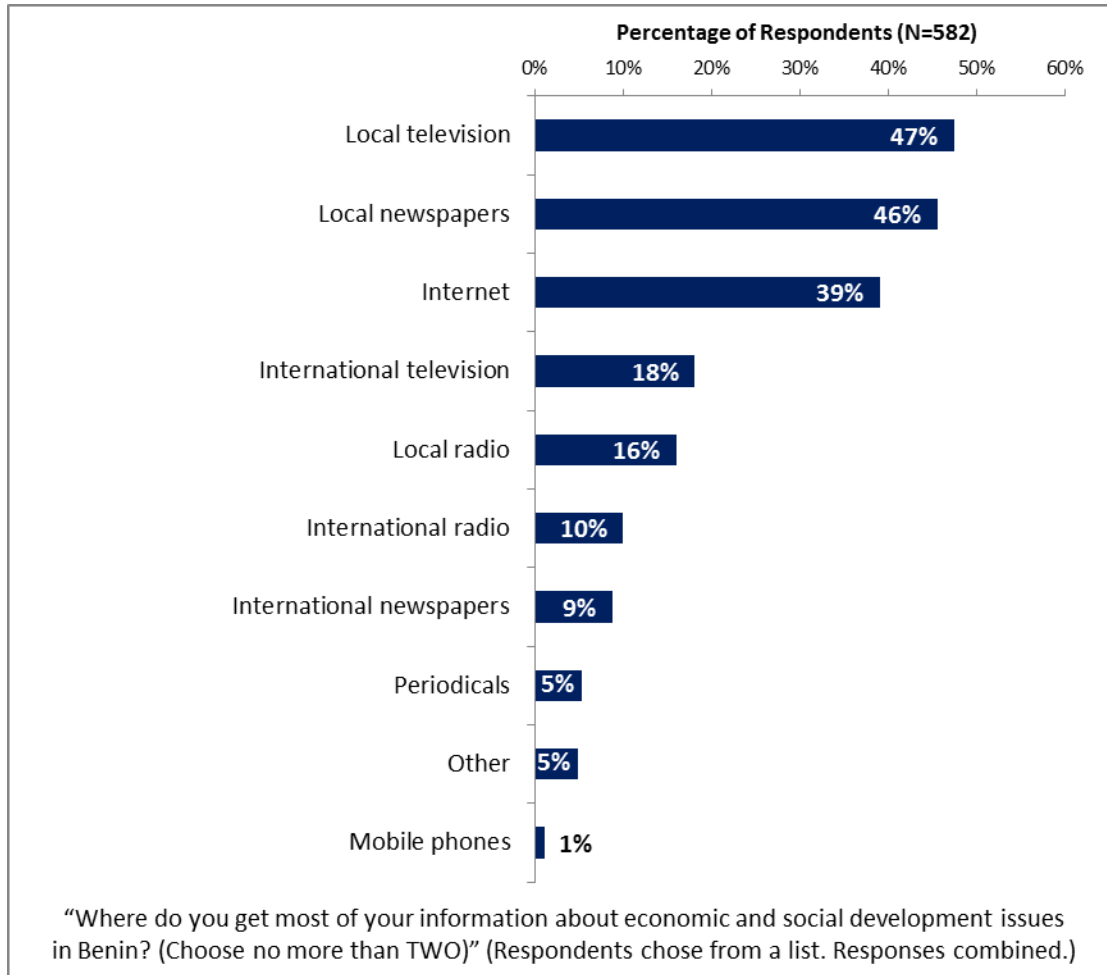
- Across all respondents, the extent to which respondents believed the World Bank *should* influence the global development agenda received a mean rating of 7.1 on a 10-point scale, with 1 being to no degree at all and 10 being to a very significant degree. The extent to which respondents believed the World Bank *does* influence the global development agenda received a mean rating of 6.6 across all respondents.
  - Respondents across all stakeholder groups as well as those from all geographic locations gave statistically similar ratings for the extent to which the Bank *should* and *does* influence the global development agenda.



## X. Communication and Openness

### Information Sources

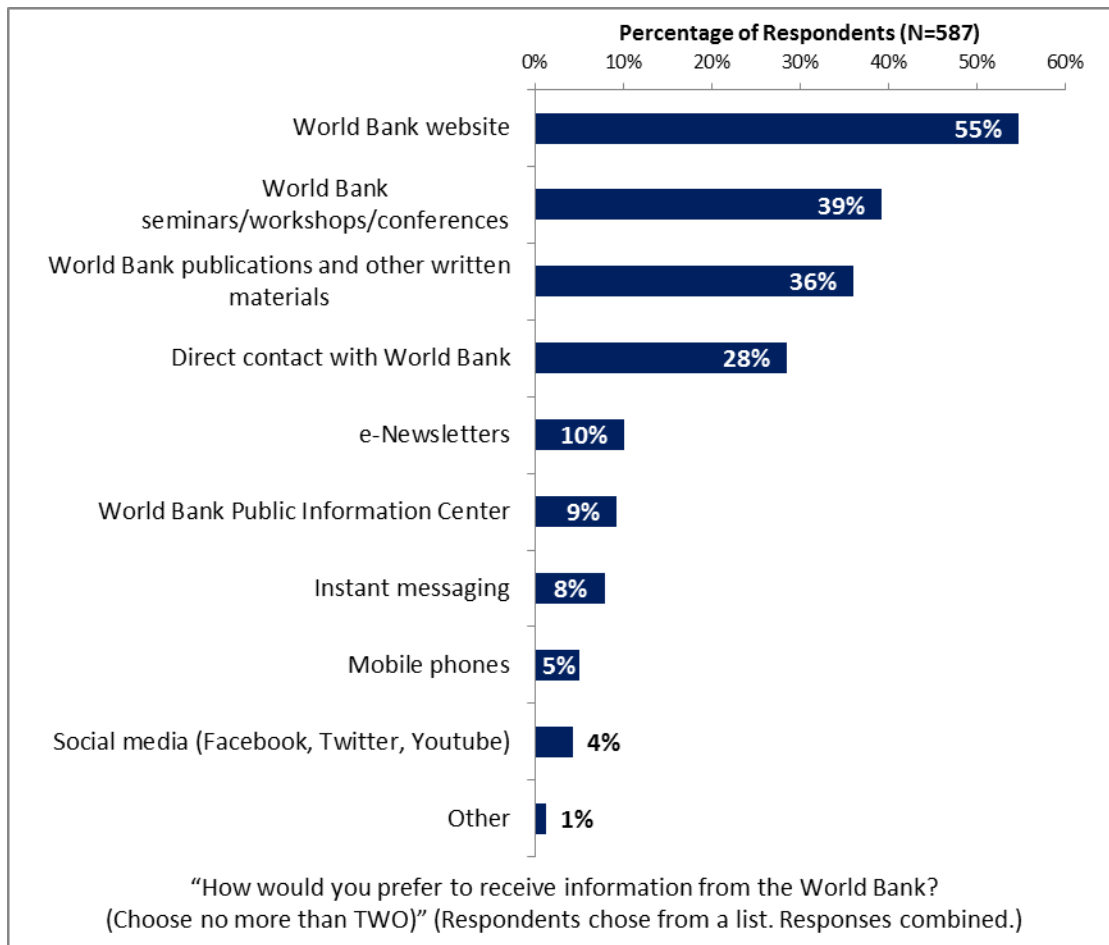
- Respondents indicated that they got most of their information about economic and social development issues in Benin from local television, local newspapers, and the Internet.
  - Respondents in the FY '07 country survey indicated that they too got most of their information about economic and social development issues in Benin from local television (47%), local newspapers (42%), and the Internet (33%).
  - Respondents across most stakeholder groups and all geographic locations indicated that they get information from local television, local newspapers, and the Internet, except respondents from the financial sector/private banks who were more likely to utilize international television.



## X. Communication and Openness (continued)

### Information Sources (continued)

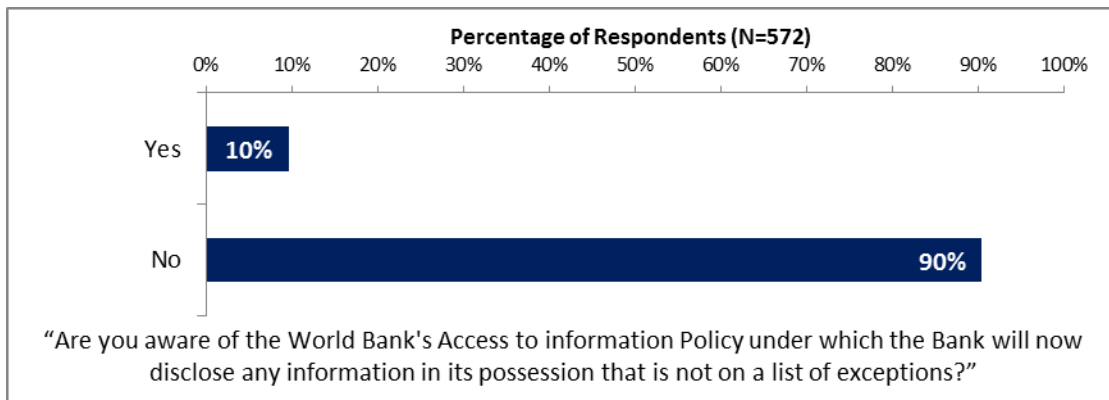
- When asked how they would prefer to receive information from the World Bank, over half of all respondents indicated the World Bank website. Other popular choices were World Bank seminars/workshops/conferences, World Bank publications and other written materials, and direct contact with World Bank staff.



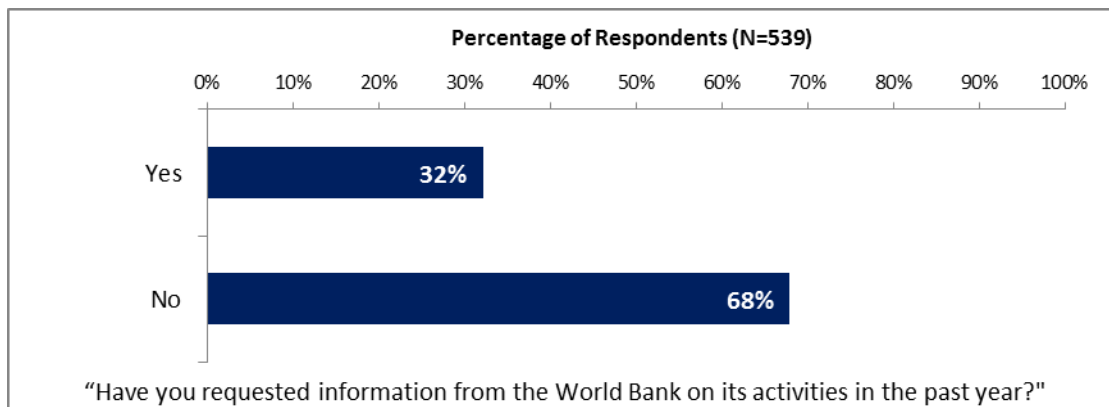
## X. Communication and Openness (continued)

### Access to Information

- The vast majority of respondents indicated that they were unaware of the Bank's new Access to Information policy.
  - Respondents across all stakeholder groups and all geographic locations had statistically similar levels of awareness for the Bank's new Access to Information policy.



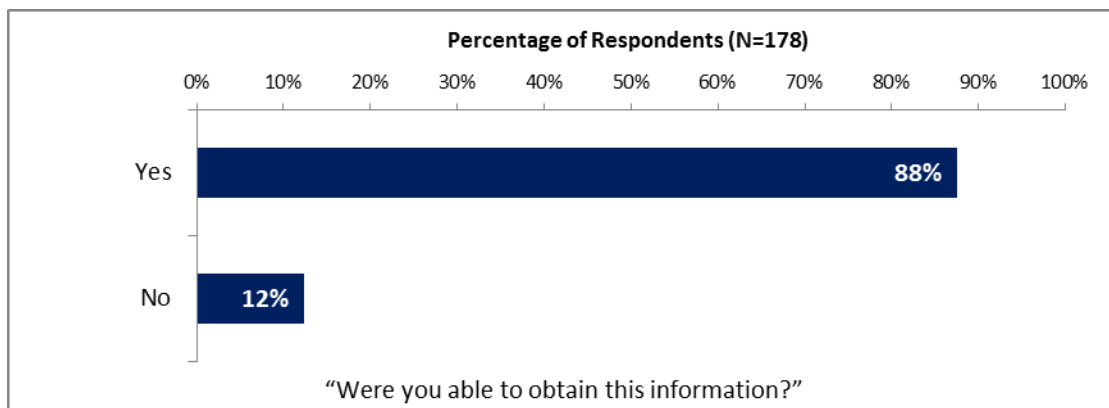
- Nearly a third of all respondents indicated that they had requested information from the World Bank in the past year.
  - Respondents from bilateral or multilateral agencies and the media were significantly more likely to have requested information from the World Bank compared to respondents from other stakeholder groups.
  - Respondents across all geographic locations had statistically similar rates of requesting information from the World Bank.



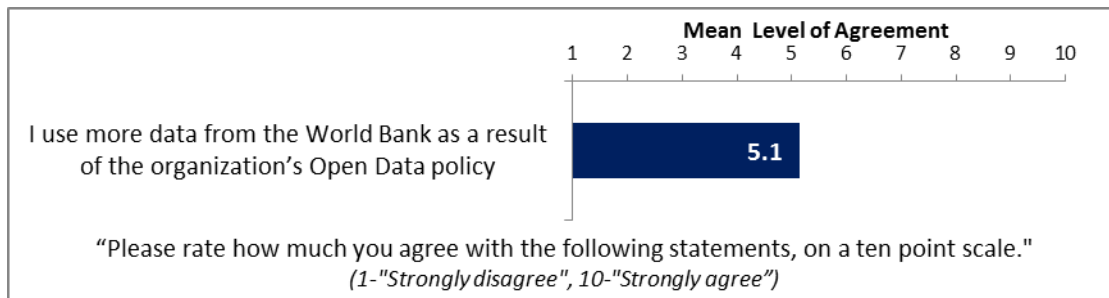
## X. Communication and Openness (continued)

### Access to Information (continued)

- Nearly all respondents who indicated that they had requested information from the World Bank indicated that they were able to obtain this information.
  - Respondents from NGOs/CBOs, the media, and academia had significantly lower rates of obtaining their requested information compared to respondents from other stakeholder groups.
  - Respondents across all geographic locations had statistically similar rates of obtaining their requested information.



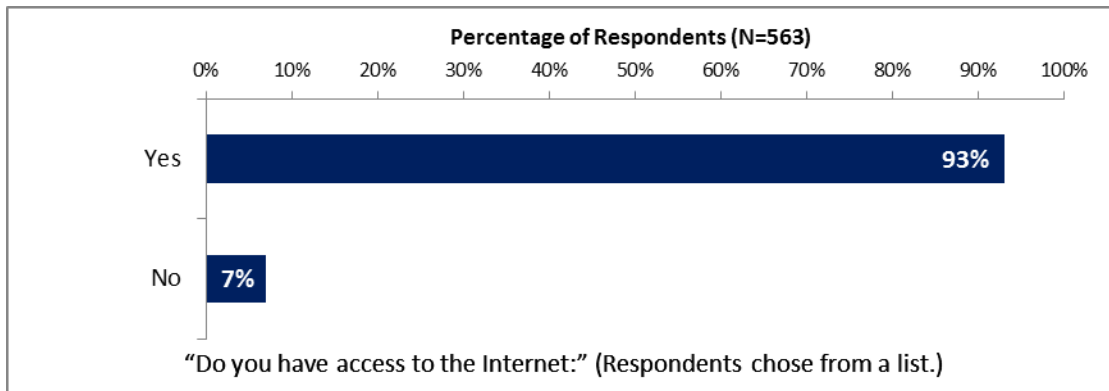
- Agreement that respondents use more data from the World Bank as a result of its Open Data policy received a mean rating of 5.1, across all respondents, on a 10-point scale with 1 being strongly disagree and 10 being strongly agree.
  - Respondents across all stakeholder groups and all geographic locations had statistically similar levels of agreement that they use more data from the World Bank as a result of the Bank’s Open Data policy.



## X. Communication and Openness (continued)

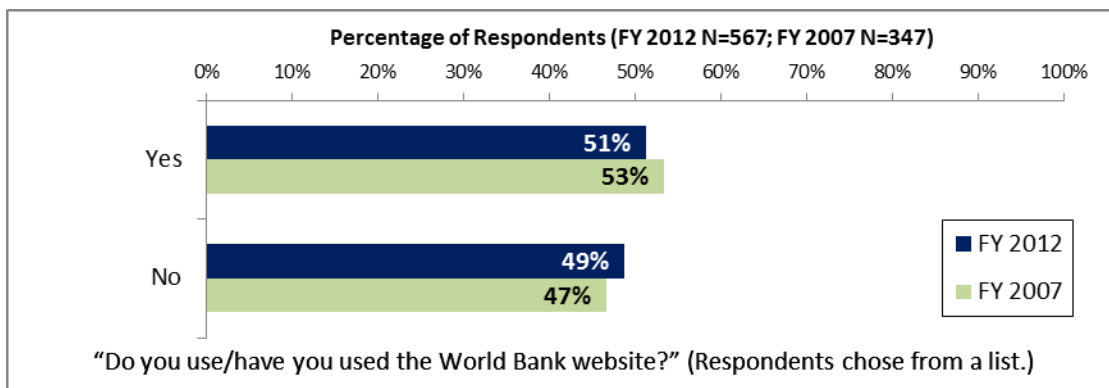
### Internet Access

- Nearly all respondents indicated that they had access to the Internet.
  - Respondents from faith-based groups had significantly lower rates of Internet access compared to respondents from other stakeholder groups.
  - Respondents across all geographic locations had statistically similar rates of Internet access.



### Website Usage

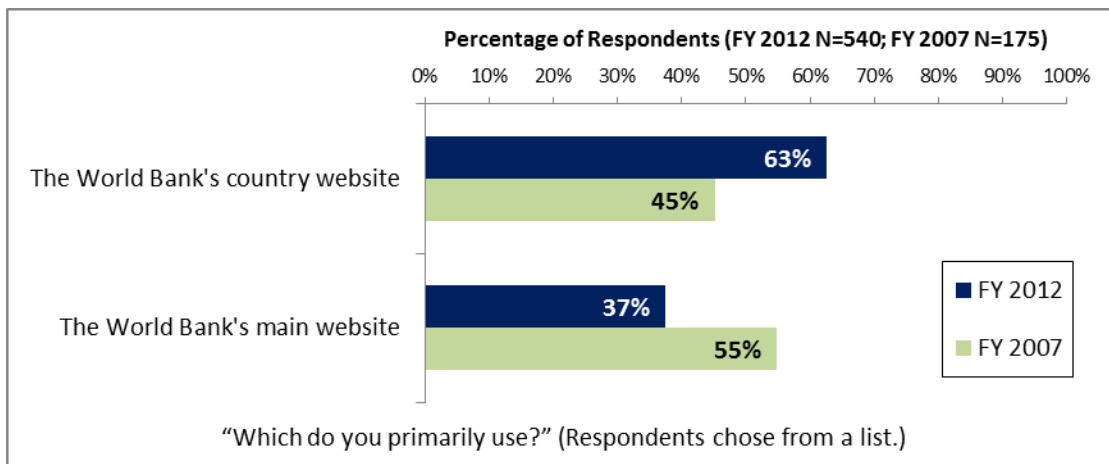
- Just over half of all respondents indicated that they had used the Bank’s website, statistically similar to the rates of website usage found in the FY ’07 country survey.
  - Employees of ministries, consultants on Bank projects/PMUs, and respondents from the office of a Minister, private sector, and the media had significantly higher rates of Bank website usage compared to respondents from other stakeholder groups.
  - Respondents from Cotonou and Abomey-Calavi had significantly higher rates of Bank website usage compared to respondents from Other Cities and Other Areas.



## X. Communication and Openness (continued)

### Website Usage (continued)

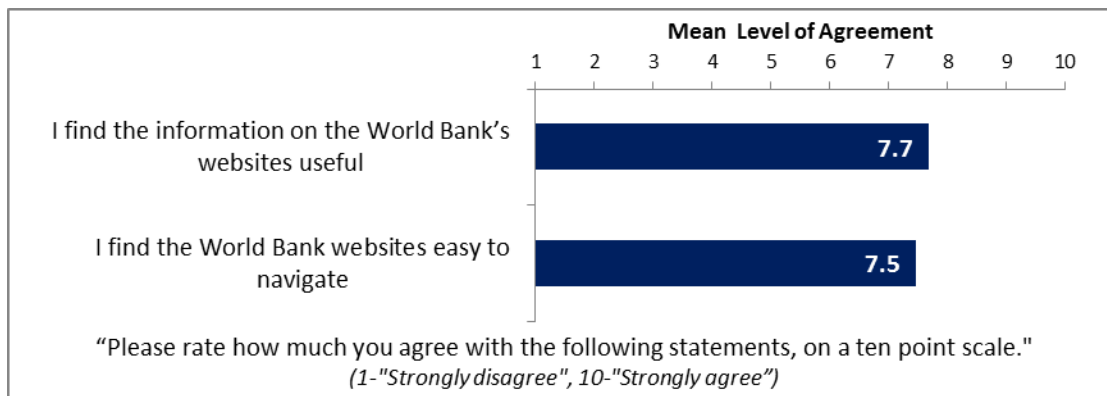
- Of those respondents who used the Bank’s website, nearly two-thirds indicated that they used the World Bank’s country website, significantly more than in the FY ’07 country survey.
  - Consultants on Bank projects/PMUs and respondents from bilateral or multilateral agencies had significantly higher rates of usage for the World Bank’s main website compared to those from other stakeholder groups.
  - Respondents from Cotonou had significantly higher rates of usage for the World Bank’s main website compared to respondents from other locations.



## X. Communication and Openness (continued)

### Website Evaluation

- Among those respondents who utilized the World Bank's websites, agreement that respondents find the information on the Bank's websites useful received the highest mean rating, 7.7, across all respondents, on a 10-point scale with 1 being strongly disagree and 10 being strongly agree.
  - Respondents from the office of a Minister, the office of a Parliamentarian, and academia had the highest levels of agreement that the Bank websites are easy to navigate whereas respondents from the private sector had significantly lower levels of agreement. Respondents from the office of a Parliamentarian and academia had the highest levels of agreement that they find the information on the Bank's websites useful whereas respondents from the financial sector/private banks and the private sector had significantly lower levels of agreement.
  - Respondents across all geographic locations had statistically similar levels of agreement that they find the information on the Bank's websites useful and that the Bank websites are easy to navigate.

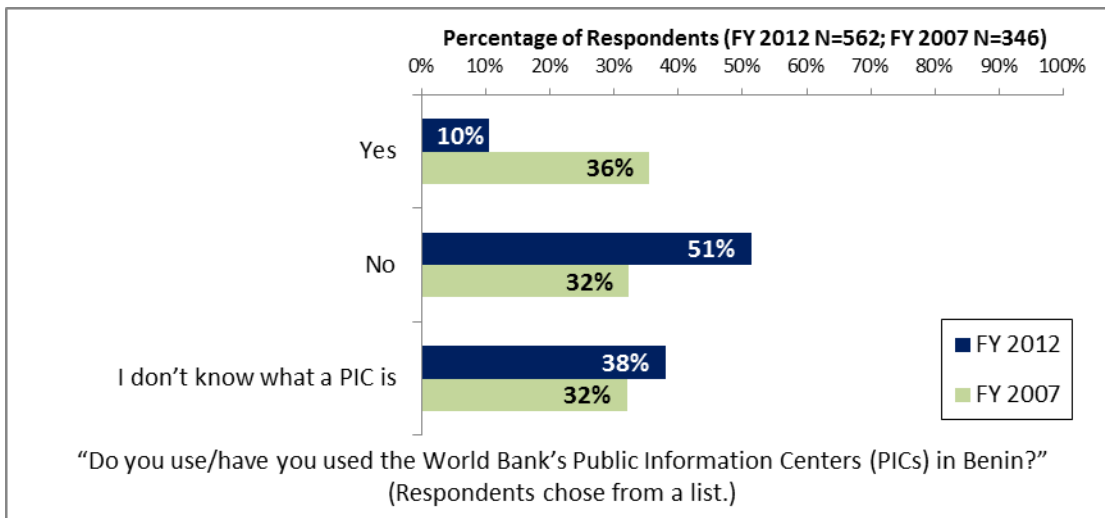




## X. Communication and Openness (continued)

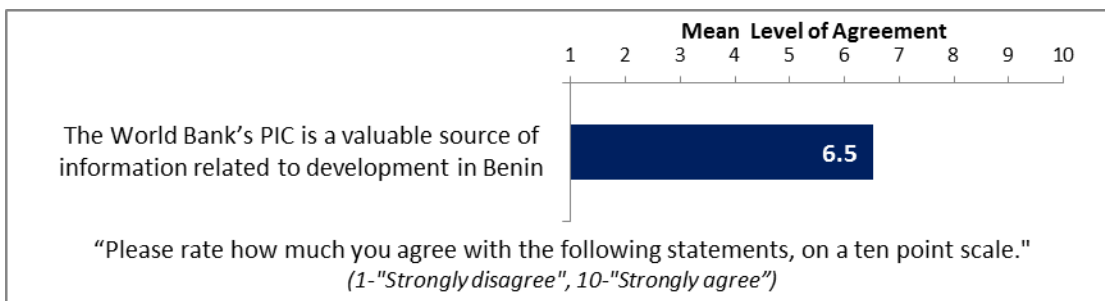
### PIC Usage

- Just 10% of all respondents in this year’s country survey indicated that they had used the Bank’s PICs in Benin; more than a third of all respondents indicated that they were unaware of the World Bank’s PICs.
  - Respondents in this year’s country survey were significantly less likely to have used the Bank’s PICS in Benin compared to the FY '07 country survey.
  - Respondents across all stakeholder groups and geographic locations had statistically similar rates of usage for the World Bank’s PICs.



### PIC Evaluation


- Among those respondents who utilized the World Bank’s PICs, agreement that respondents find them to be a valuable source of information related to development in Benin received a mean rating of 6.5, across all respondents, on a 10-point scale with 1 being strongly disagree and 10 being strongly agree.
  - Respondents across all stakeholder groups and geographic locations had statistically similar levels of agreement regarding the value of the Bank’s PICs.



## X. Communication and Openness (continued)

### Information Sharing

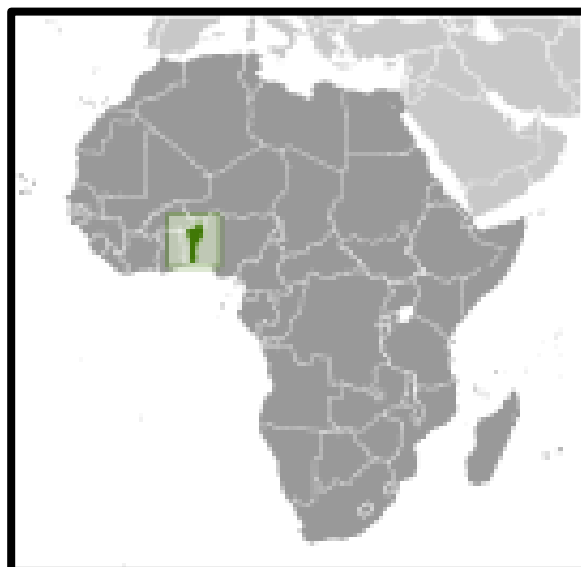
- In terms of the Bank’s information sharing in Benin, respondents had the highest level of agreement that “When I need information from the World Bank I know how to find it”, receiving a mean rating of 6.9, across all respondents, on a 10-point scale with 1 being strongly disagree and 10 being strongly agree.
  - Consultants on Bank projects/PMUs and respondents from the office of a Parliamentarian and bilateral or multilateral agencies had the highest levels of agreement that “When I need information from the World Bank I know how to find it” whereas respondents from the financial sector/private banks, faith-based groups, private sector, and other organizations had significantly lower levels of agreement. Consultants on Bank projects/PMUs and respondents from the office of a Parliamentarian had the highest levels of agreement that “The Bank is appropriately responsive to my information requests and inquiries” whereas respondents from the financial sector/private banks and other organizations had significantly lower levels of agreement.
  - Respondents from Other Cities and Other Areas had significantly lower levels of agreement that “The Bank is appropriately responsive to my information requests and inquiries” and that “When I need information from the World Bank I know how to find it” compared to respondents from Cotonou and Abomey-Calavi.



## XI. Appendices

A. Responses to All Questions across All Respondents .....	52
B. Responses to All Questions by Stakeholder Groups .....	67
C. Responses to All Questions by Geographic Locations.....	84
D. Responses to All Questions by Year.....	97
E. Indicator Questions as a Function of Exposure to the Bank.....	100
F. World Bank Client Survey 2012 – Benin Questionnaire .....	101

### BENIN



## Appendix A: Responses to All Questions across All Respondents (N=600)

### A. General Issues facing Benin

1. In general, would you say that Benin is headed in...?	Percentage of Respondents (N=561)
The right direction	42.2%
The wrong direction	26.6%
Not sure	31.2%

2. Listed below are a number of development priorities in Benin. Please identify which of these you consider the 1 <sup>st</sup> , 2 <sup>nd</sup> , and 3 <sup>rd</sup> most important development priority.	Percentage of Respondents (N=513)			
	<i>Most Important</i>	<i>2<sup>nd</sup> Most Important</i>	<i>3<sup>rd</sup> Most Important</i>	<i>Combined</i>
Education	33.3%	20.7%	7.3%	61.3%
Health	6.6%	13.5%	11.7%	31.9%
Rural development	15.0%	9.1%	5.0%	29.1%
Poverty reduction	10.7%	5.2%	6.9%	22.8%
Agricultural development	9.6%	6.2%	6.9%	22.6%
Anti-corruption	3.1%	5.6%	8.6%	17.3%
Public sector governance	4.9%	4.4%	4.2%	13.5%
Transport	3.1%	5.0%	4.8%	12.9%
Economic growth	2.7%	3.5%	4.0%	10.2%
Energy	1.9%	3.5%	4.2%	9.6%
Public financial management	1.2%	3.3%	4.8%	9.2%
Domestic private sector development	0.8%	2.1%	4.6%	7.5%
Social protection	1.2%	3.1%	3.1%	7.3%
Water and sanitation	0.6%	2.7%	3.1%	6.4%
Basic infrastructure	1.0%	1.4%	3.1%	5.4%
Labor markets/job creation/employment	0.6%	1.4%	1.9%	3.9%
Food security	0.8%	1.2%	1.1%	3.1%
Natural resource management	0.2%	1.4%	1.1%	2.7%
Law and justice	0.4%	1.0%	1.3%	2.7%
Regional integration	0.4%	0.6%	1.7%	2.7%
Gender	0.0%	1.2%	1.5%	2.7%
Global information and communications technology	0.8%	0.4%	1.0%	2.1%
Trade and exports	0.2%	0.8%	0.8%	1.7%
Equality of opportunity	0.2%	0.6%	1.0%	1.7%
Urban development	0.0%	0.6%	1.0%	1.5%
Communicable/non-communicable disease	0.2%	0.4%	0.8%	1.3%
Regulatory framework	0.2%	0.2%	0.8%	1.2%
Monitoring and evaluation	0.0%	0.2%	1.0%	1.2%
Foreign investment	0.2%	0.0%	0.8%	1.0%
Environmental sustainability	0.2%	0.2%	0.4%	0.8%
Global integration	0.0%	0.2%	0.6%	0.8%
Climate change	0.0%	0.6%	0.0%	0.6%
Financial markets	0.0%	0.0%	0.6%	0.6%
Disaster management	0.0%	0.0%	0.6%	0.6%

**A. General Issues facing Benin (continued)**

<b>3. Poverty reduction is a broad term that encompasses work in many different areas. Which THREE areas of development listed below do you believe would contribute most to reducing poverty in Benin? (Choose no more than THREE)</b>	<b>Percentage of Respondents (Responses Combined; N=597)</b>
Education	39.5%
Health	28.0%
Agricultural development	27.1%
Rural development	26.0%
Economic growth	21.8%
Energy	19.3%
Anti-corruption	17.3%
Water and sanitation	15.6%
Domestic private sector development	14.4%
Food security	13.4%
Labor markets/job creation/employment	12.6%
Transport	11.9%
Basic infrastructure	10.9%
Public financial management	7.2%
Public sector governance	5.9%
Equality of opportunity	5.5%
Social protection	4.5%
Law and justice	3.5%
Gender	2.3%
Natural resource management	2.0%
Environmental sustainability	1.7%
Trade and exports	1.7%
Regional integration	1.5%
Foreign investment	1.0%
Urban development	0.8%
Monitoring and evaluation	0.8%
Climate change	0.7%
Communicable/non-communicable disease	0.7%
Regulatory framework	0.5%
Financial markets	0.5%
Global information and communications technology	0.3%
Disaster management	0.2%
Global integration	0.2%

**A. General Issues facing Benin (continued)**

<b>4. Economic growth can be driven by a number of factors. Which THREE areas below do you believe would contribute most to generating economic growth in Benin? (Choose no more than THREE)</b>	<b>Percentage of Respondents (Responses Combined; N=593)</b>
Agricultural development	31.9%
Anti-corruption	29.7%
Energy	28.7%
Domestic private sector development	24.1%
Rural development	20.7%
Transport	20.1%
Trade and exports	19.2%
Education	16.7%
Public financial management	16.2%
Poverty reduction	15.0%
Foreign investment	12.8%
Public sector governance	9.3%
Health	7.8%
Basic infrastructure	6.6%
Labor markets/job creation/employment	5.6%
Natural resource management	4.0%
Global information and communications technology	3.7%
Law and justice	3.5%
Regulatory framework	3.4%
Financial markets	3.4%
Water and sanitation	2.4%
Regional integration	2.4%
Equality of opportunity	2.2%
Food security	2.2%
Monitoring and evaluation	2.0%
Environmental sustainability	1.7%
Global integration	1.5%
Social protection	1.2%
Urban development	0.7%
Climate change	0.5%
Communicable/non-communicable disease	0.3%
Disaster management	0.0%
Gender	0.0%

**B. Overall Attitudes toward the World Bank**

<b>Familiarity and Overall Effectiveness</b>	<b>N</b>	<b>Mean</b>	<b>SD</b>
1. How familiar are you with the work of the World Bank in Benin, on a ten-point scale? (1-Not familiar at all, 10-Extremely familiar)	588	5.94	2.40
2. Overall, please rate your impression of the World Bank's effectiveness in Benin, on a ten-point scale. (1-Not effective at all, 10-Very effective)	520	6.91	2.02

**B. Overall Attitudes toward the World Bank (continued)**

<b>To what extent do you believe...</b> (1-To no degree at all, 10-To a very significant degree)	<b>N</b>	<b>Mean</b>	<b>SD</b>
3. The World Bank's financial instruments meet the needs of Benin, on a ten-point scale?	482	6.51	2.20
4. The World Bank meets Benin's needs for knowledge services, on a ten-point scale?	477	6.46	2.23
5. The World Bank SHOULD seek to influence the global development agenda, on a ten point scale?	474	7.09	2.77
6. The World Bank DOES seek to influence the global development agenda, on a ten point scale?	422	6.57	2.44

<b>7. When thinking about how the World Bank can have the most impact on development results in Benin, in which sectoral areas do you believe the World Bank should focus most of its attention and resources in Benin? (Choose no more than THREE)</b>	<b>Percentage of Respondents (Responses Combined; N=592)</b>
Education	54.6%
Rural development	31.6%
Agricultural development	27.5%
Health	27.2%
Transport	19.9%
Energy	19.3%
Domestic private sector development	15.4%
Poverty reduction	12.3%
Economic growth	10.6%
Basic infrastructure	9.8%
Public sector governance	9.5%
Water and sanitation	9.1%
Anti-corruption	9.1%
Public financial management	7.4%
Labor markets/job creation/employment	6.4%
Food security	3.7%
Law and justice	3.2%
Trade and exports	3.0%
Social protection	2.9%
Monitoring and evaluation	2.5%
Global information and communications technology	2.5%
Foreign investment	1.7%
Environmental sustainability	1.5%
Natural resource management	1.5%
Gender	1.2%
Urban development	1.2%
Regulatory framework	1.2%
Financial markets	0.8%
Equality of opportunity	0.7%
Climate change	0.7%
Communicable/non-communicable disease	0.7%
Regional integration	0.3%
Global integration	0.2%
Disaster management	0.2%

**B. Overall Attitudes toward the World Bank (continued)**

8. When thinking about the World Bank's role, which activity do you believe is of greatest VALUE and which activity is of second greatest value in Benin?	Percentage of Respondents (N=546)		
	Greatest Value	2 <sup>nd</sup> Greatest Value	Combined
Financial resources	46.7%	10.2%	56.9%
Technical assistance	9.0%	20.2%	29.2%
Policy advice	10.8%	16.7%	27.5%
Training/capacity building	8.8%	16.7%	25.5%
Mobilizing third party financial resources	13.0%	10.9%	23.9%
Donor coordination	6.4%	6.1%	12.5%
Convening/facilitating	2.4%	7.1%	9.4%
Studies/analyses	1.8%	5.6%	7.4%
Data	0.9%	3.3%	4.3%
Linkage to non-Bank expertise	0.4%	2.2%	2.6%
Other	0.0%	0.9%	0.9%

9. Which of the following do you identify as the World Bank's greatest WEAKNESSES in its work in Benin? (Choose no more than TWO)	Percentage of Respondents (Responses Combined; N=547)
Imposing technocratic solutions without regard to political realities	35.1%
Too influenced by developed countries	30.9%
Not enough public disclosure of its work	26.5%
World Bank processes too slow and complex	19.2%
Too bureaucratic in its operational policies and procedures	17.6%
Not exploring alternative policy options	14.3%
Not willing to honestly criticize politics and reform efforts in the country	13.2%
Not aligned with country priorities	12.1%
Staff too inaccessible	6.6%
Not aligned with other donors' work	4.0%
Not client focused	2.9%
Other	2.7%
The credibility of its knowledge/data	1.3%
Arrogant in its approach	0.7%

10. Which World Bank instruments do you believe are the MOST effective in reducing poverty in Benin? (Choose no more than TWO)	Percentage of Respondents (Responses Combined; N=594)
Investment lending	66.7%
Capacity development	31.1%
Policy based lending/ budget support to the Government	30.1%
Credits to finance the sector wide approaches (SWAP)	22.2%
Technical assistance	19.0%
Loan/grant for rehabilitation and reconstruction in emergency	11.3%
Analytical work	4.9%
Trust Fund management	4.0%
Don't know	3.2%
Other	1.3%



**B. Overall Attitudes toward the World Bank (continued)**

<b>11. Which World Bank instruments do you believe are LEAST effective in helping to reduce poverty in Benin? (Choose no more than TWO)</b>	<b>Percentage of Respondents (Responses Combined; N=561)</b>
Policy based lending/ budget support to the Government	28.5%
Don't know	28.0%
Trust Fund management	20.0%
Technical assistance	18.5%
Analytical work	18.4%
Loan/grant for rehabilitation and reconstruction in emergency	16.2%
Capacity development	11.8%
Credits to finance the sector wide approaches (SWAP)	6.8%
Investment lending	6.1%
Other	1.4%

<b>12. In addition to the regular relations with the national government as its main interlocutor, which TWO of the following groups should the World Bank collaborate with more in your country to ensure better development results there? (Choose no more than TWO)</b>	<b>Percentage of Respondents (Responses Combined; N=592)</b>
NGOs	40.9%
Local Government	39.5%
Private sector	32.8%
Beneficiaries	25.5%
Community Based Organizations (CBOs)	24.8%
Academia/think tanks/research institutes	10.1%
Donor community	8.1%
Media	5.7%
Parliament	3.5%
Faith based organizations	3.5%
Other	1.2%
Foundations	1.0%

<b>To what extent do you agree with the following statements about the World Bank's work in Benin, on a ten point scale? (1-Strongly disagree, 10-Strongly agree)</b>	<b>Level of Agreement</b>		
	<b>N</b>	<b>Mean</b>	<b>SD</b>
13. Overall the World Bank currently plays a relevant role in development in Benin	560	7.28	2.07
14. The World Bank's work is aligned with what I consider the development priorities for this country	530	6.50	2.26
15. The World Bank supports programs and strategies that are realistic for Benin	530	6.89	2.16
16. The World Bank treats clients and stakeholders in Benin with respect	484	7.07	2.19

**B. Overall Attitudes toward the World Bank (continued)**

To what extent is the World Bank an effective development partner in Benin in terms of..., on a ten point scale? (1-To no degree at all, 10-To a very significant degree)	Degree		
	N	Mean	SD
17. Follow up and follow through	514	7.34	1.90
18. Responsiveness	409	6.38	2.09
19. Flexibility (in terms of the institution's products and services)	419	5.72	2.17
20. Flexibility (in terms of changing country circumstances)	424	5.83	2.12
21. Being inclusive	374	6.30	1.98
22. Openness (sharing data and other information)	490	6.90	2.22
23. Staff accessibility	467	6.18	2.43
24. Straightforwardness and honesty	406	7.47	2.07
25. Collaboration with groups outside of the Government	437	6.58	2.29
26. Collaboration with the Government	503	8.23	1.73
27. Collaboration with other donors	401	7.63	2.01

28. When World Bank assisted reform efforts fail or are slow to take place, which TWO of the following would you attribute this to? (Choose no more than TWO)	Percentage of Respondents (Responses Combined; N=570)
There is not an adequate level of citizen/civil society participation	39.8%
Political pressures and obstacles	38.6%
Reforms are not well thought out in light of country challenges	37.7%
The Government works inefficiently/too slowly	36.1%
Lack of/inadequate levels of capacity in Government	22.5%
The World Bank does not do adequate follow through/follow-up	6.7%
The World Bank works inefficiently/too slowly	4.9%
Poor donor coordination	4.2%
Other	1.4%

**C. World Bank Effectiveness and Results**

Achieving Sustainable Results	Degree		
	N	Mean	SD
1. To what degree does the World Bank's work help achieve sustainable development results in Benin, on a ten point scale? (1-To no degree at all, 10-To a very significant degree)	538	7.06	2.02

**C. World Bank Effectiveness and Results (continued)**

How effective do you believe the World Bank is in terms of the work it does in the following areas of development in Benin, on a ten point scale? (1-Not effective at all, 10-Very effective)	Effectiveness		
	N	Mean	SD
2. Anti-corruption	421	5.10	2.57
3. Global information and communications technology	354	5.82	2.19
4. Transport	447	6.74	2.04
5. Law and justice	325	5.73	2.19
6. Urban development	402	6.36	2.00
7. Environmental sustainability	352	6.18	2.11
8. Regulatory framework	365	6.24	2.05
9. Basic infrastructure	470	6.79	1.96
10. Communicable/non-communicable disease	431	7.04	2.13
11. Poverty reduction	509	6.65	2.22
12. Gender	364	5.90	2.16
13. Domestic private sector development	376	5.59	2.14
14. Foreign investment	303	5.77	1.99
15. Water and sanitation	439	6.78	1.83
16. Trade and exports	288	5.36	1.97
17. Economic growth	426	6.22	2.13
18. Energy	401	5.86	2.21
19. Disaster management	281	5.19	2.19
20. Monitoring and evaluation	430	6.90	2.11
21. Public financial management	396	6.52	2.27
22. Labor markets/job creation/employment	355	4.83	2.25
23. Financial markets	298	5.60	2.15
24. Equality of opportunity	315	5.32	2.37
25. Health	485	7.36	1.95
26. Rural development	446	6.49	2.04
27. Global integration	299	5.98	2.22
28. Food security	422	6.25	2.12
29. Education	492	6.95	1.98
30. Social protection	347	5.72	2.05
31. Climate change	291	5.29	2.20
32. Public sector governance	384	6.08	2.21
33. Regional integration	291	5.50	2.19
34. Agricultural development	436	6.38	2.20
35. Natural resource management	278	5.03	2.44

**D. The World Bank's Knowledge**

1. When thinking about the development challenges in Benin, where do you believe it would be most valuable for the World Bank to focus its research and knowledge efforts in the next few years? (Choose no more than THREE)	Percentage of Respondents (Responses Combined; N=592)
Education	30.1%
Agricultural development	27.5%
Domestic private sector development	26.4%
Energy	23.3%
Health	20.1%
Public sector governance	18.4%
Poverty reduction	15.4%
Transport	14.4%
Economic growth	14.0%
Anti-corruption	12.7%
Rural development	12.5%
Water and sanitation	10.5%
Labor markets/job creation/employment	8.1%
Public financial management	6.3%
Basic infrastructure	6.3%
Climate change	5.9%
Trade and exports	4.4%
Global information and communications technology	4.4%
Food security	4.4%
Natural resource management	4.2%
Monitoring and evaluation	4.1%
Law and justice	3.7%
Gender	3.4%
Social protection	3.2%
Environmental sustainability	3.2%
Foreign investment	2.5%
Equality of opportunity	1.9%
Communicable/non-communicable disease	1.7%
Disaster management	1.2%
Urban development	1.2%
Regulatory framework	1.0%
Financial markets	0.7%
Regional integration	0.7%
Global integration	0.2%

**D. The World Bank's Knowledge (continued)**

How effective do you believe the World Bank's knowledge and research are at ... ? (1-Not effective at all, 10-Very effective)	Level of Effectiveness		
	N	Mean	SD
2. Raising your awareness of the particular topic	395	6.40	2.16
3. Stimulating public debate/dialogue	399	6.33	2.22
4. Enhancing your knowledge and/or skills	464	6.92	2.15
5. Contributing to good policy making	454	6.93	2.13
6. Providing support for program implementation	465	7.43	1.86

To what extent do you believe that the World Bank's knowledge and research ... ? (1-To no degree at all, 10-To a very significant degree)	Degree		
	N	Mean	SD
7. Are timely	352	6.72	1.98
8. Include appropriate level of stakeholder involvement during preparation	420	6.59	2.19
9. Are relevant to Benin's development priorities	476	6.73	2.04
10. Provide feasible recommendations	447	6.87	2.01
11. Are accessible	465	6.89	2.08
12. A source of relevant information on global good practices	447	7.58	1.70
13. Are adequately disseminated	417	6.26	2.16
14. Are appropriately translated	416	6.69	2.08
15. Are adaptable to Benin's development challenges	456	6.57	2.05

Overall Evaluations	N	Mean	SD
16. Overall, how significant a contribution do you believe the World Bank's knowledge and research make to development results in your country, on a ten point scale? (1-Not significant at all, 10-Very significant)	500	7.07	2.03
17. Overall, how would you rate the technical quality of the World Bank's knowledge/ research, on a ten point scale? (1-Very low technical quality, 10-Very high technical quality)	481	7.60	1.81
18. Overall, how effective is the World Bank at providing linkage to non-Bank expertise, on a ten point scale? (1-Not effective at all, 10-Very effective)	426	7.65	1.79

### E. Working with the World Bank

To what extent do you agree/disagree with the following statements, on a ten point scale? (1-Strongly disagree, 10-Strongly agree)	Level of Agreement		
	N	Mean	SD
1. The World Bank disburses funds promptly	460	5.84	2.57
2. The World Bank effectively monitors and evaluates the projects and programs it supports	535	7.70	1.96
3. The World Bank's approvals and reviews are done in a timely fashion	486	6.85	2.12
4. The World Bank's safeguard policy requirements are reasonable	462	6.95	2.03
5. The World Bank imposes reasonable conditions on its lending	427	6.36	2.33
6. Working with the World Bank increases Benin's institutional capacity	521	7.50	1.87
7. The World Bank ensures consistency and continuity through staff changes	414	7.68	1.81
8. The World Bank's teams and visits are well coordinated	459	7.82	1.75
9. Where country systems are adequate, the World Bank makes appropriate use of them	480	7.95	1.93

### F. The Future Role of the World Bank in Benin

The Bank's Role	N	Mean	SD
1. How significant a role do you believe the Bank SHOULD play in Benin's development over the medium term in the near future, on a ten point scale? (1-Not a significant role at all, 10-Very significant role)	549	8.49	1.67

2. Which of the following SHOULD the World Bank do to make itself of greater value in Benin? (Choose no more than TWO)	Percentage of Respondents (Responses Combined; N=578)
Reduce the complexity of obtaining World Bank financing	46.0%
Improve the quality of its experts as related to Benin's specific challenges	34.6%
Improve the competitiveness of its financing compared to markets	27.5%
Offer more innovative financial products	27.2%
Ensure greater selectivity in its work	16.1%
Offer more innovative knowledge services	14.2%
Provide more adequate data/knowledge/statistics/figures on Benin's economy	12.6%
Focus primarily on advocacy issues	7.4%
Other	5.9%

**G. Communication and Information Sharing**

<b>1. Where do you get most of your information about economic and social development issues in Benin? (Choose no more than TWO)</b>	<b>Percentage of Respondents (Responses Combined; N=582)</b>
Local television	47.4%
Local newspapers	45.5%
Internet	39.0%
International television	18.0%
Local radio	16.0%
International radio	10.0%
International newspapers	8.8%
Periodicals	5.3%
Other	4.8%
Mobile phones	1.0%
Blogs	0.3%
Instant messaging	0.3%

<b>2. How would you prefer to receive information from the World Bank? (Choose no more than TWO)</b>	<b>Percentage of Respondents (Responses Combined; N=587)</b>
World Bank website	54.7%
World Bank seminars/workshops/conferences	39.2%
World Bank publications and other written materials	35.9%
Direct contact with World Bank	28.4%
e-Newsletters	10.1%
World Bank Public Information Center	9.2%
Instant messaging	7.8%
Mobile phones	4.9%
Social media (Facebook, Twitter, YouTube)	4.3%
Other	1.2%
Blogs	0.3%

<b>3. Are you aware of the World Bank's Access to Information Policy under which the Bank will now disclose any information in its possession that is not a list of exceptions?</b>	<b>Percentage of Respondents (N=572)</b>
Yes	9.6%
No	90.4%

<b>4. Have you requested information from the World Bank on its activities in the past year?</b>	<b>Percentage of Respondents (N=539)</b>
Yes	32.1%
No	67.9%

<b>5. Were you able to obtain this information?</b>	<b>Percentage of Respondents (N=178)</b>
Yes	87.6%
No	12.4%

<b>6. Do you have access to the Internet?</b>	<b>Percentage of Respondents (N=563)</b>
Yes	93.1%
No	6.9%

**G. Communication and Information Sharing (continued)**

7. Do you use/have used the World Bank website?	Percentage of Respondents (N=567)
Yes	51.3%
No	48.7%

8. Which do you primarily use?	Percentage of Respondents (N=540)
The World Bank's country website (www.banquemonde.org/benin)	62.6%
The World Bank's main website (www.worldbank.org)	37.4%

Please rate how much you agree with the following statements, on a ten point scale. (1-Strongly disagree, 10-Strongly agree)	Level of Agreement		
	N	Mean	SD
10. I use more data from the World Bank as a result of the organization's Open Data policy	352	5.15	2.95
11. The World Bank's PIC is a valuable source of information related to development in Benin	110	6.54	2.96
12. I find the World Bank websites easy to navigate	266	7.47	2.01
13. I find the information on the World Bank's websites useful	256	7.68	1.84
14. When I need information from the World Bank I know how to find it	377	6.89	2.60
15. The World Bank is responsive to my information requests and inquiries	356	6.75	2.58

**H. Background Information**

1. Which of the following best describes your current position? (Please mark only ONE response)	Percentage of Respondents (N=589)
Employee of Ministry	18.5%
NGO	11.5%
Other	11.2%
PMU	10.2%
Local Government office or staff	9.5%
Media	8.0%
Academia/Research institute/Think tank	7.3%
Office of Minister	5.4%
Private sector organization	3.6%
Faith-based group	2.5%
Consultant/Contractor on Bank Project	2.4%
Bilateral agency	1.5%
Financial sector/Private bank	1.5%
Office of Parliamentarian	1.4%
Community Based Organization	1.2%
Independent Government Institution	1.2%
Multilateral agency	1.0%
Office of the President, Prime Minister	0.8%
Private foundation	0.5%
Trade Union	0.5%
Judiciary branch	0.2%



**H. Background Information (continued)**

<b>2. Please identify the primary specialization of your work. (Please mark only ONE response)</b>	<b>Percentage of Respondents (N=586)</b>
Other	17.4%
Health	9.7%
Education	8.2%
Public financial management	8.2%
Monitoring and evaluation	5.5%
Agricultural development	5.1%
Rural development	4.1%
Global information & comm. technology	3.6%
Poverty reduction	3.6%
Public sector governance	3.6%
Transport	3.4%
Economic growth	3.1%
Law and justice	3.1%
Domestic private sector development	2.7%
Water and sanitation	2.7%
Environmental sustainability	2.6%
Energy	2.2%
Basic infrastructure	1.7%
Social protection	1.5%
Labor markets/job creation/employment	1.4%
Financial markets	1.0%
Anti-corruption	0.9%
Regulatory framework	0.9%
Trade and exports	0.9%
Climate change	0.5%
Gender	0.5%
Natural resource management	0.5%
Urban development	0.5%
Communicable/non-communicable disease	0.3%
Disaster management	0.2%
Food security	0.2%
Global integration	0.2%
Regional integration	0.2%

<b>3. Currently, do you professionally collaborate/work with the World Bank in your country?</b>	<b>Percentage of Respondents (N=273)</b>
Yes	38.5%
No	61.5%

<b>4. Which of the following describes most of your exposure to the World Bank in Benin? (Choose no more than TWO)</b>	<b>Percentage of Respondents (N=565)</b>
Collaborate as part of my professional duties	44.8%
Engage in World Bank related/sponsored events/activities	42.8%
Observer	28.0%
Use World Bank reports/data	25.1%
Use World Bank website for information, data, research, etc.	20.7%

**H. Background Information (continued)**

<b>5. Which best represents your geographic location?</b>	<b>Percentage of Respondents (N=585)</b>
Cotonou	58.6%
Abomey-Calavi	12.5%
Other Cities	10.1%
Rural Areas	7.2%
Parakou	6.0%
Porto Novo	5.6%

## Appendix B: Responses to All Questions by Stakeholder Groups

### A. General Issues facing Benin

In general, would you say that Benin is headed in...?

Percentage of Respondents	Office of President/ Prime Minister	Office of Minister	Office of Parliamentarian	Employee of a Ministry	Consultant on Bank project/PMU	Local Government	Bi- or Multi-lateral Agency	Private Sector	Financial Sector/ Private Bank	NGO/ CBO	Media	Faith-Based Group	Academia	Other
The right direction	60.0%	60.0%	71.4%	57.1%	50.0%	66.7%	53.8%	23.1%	25.0%	35.3%	22.7%	30.8%	26.3%	33.3%
The wrong direction	20.0%	20.0%	14.3%	17.9%	33.3%	0.0%	23.1%	30.8%	45.0%	26.5%	36.4%	23.1%	42.1%	44.4%
Not sure	20.0%	20.0%	14.3%	25.0%	16.7%	33.3%	23.1%	46.2%	30.0%	38.2%	40.9%	46.2%	31.6%	22.2%

Listed below are a number of development priorities in Benin. Please identify which of these you consider the 1<sup>st</sup>, 2<sup>nd</sup>, and 3<sup>rd</sup> most important development priority.

1 <sup>st</sup> Most Important	Office of President/ Prime Minister	Office of Minister	Office of Parliamentarian	Employee of a Ministry	Consultant on Bank project/PMU	Local Government	Bi- or Multi-lateral Agency	Private Sector	Financial Sector/ Private Bank	NGO/ CBO	Media	Faith-Based Group	Academia	Other
Rural development	0.0%	8.0%	14.3%	21.0%	18.3%	20.4%	0.0%	5.3%	20.0%	18.0%	16.3%	18.2%	2.6%	11.8%
Education	0.0%	32.0%	28.6%	28.0%	25.0%	32.7%	16.7%	36.8%	0.0%	32.8%	48.8%	54.5%	36.8%	39.7%
Social protection	0.0%	4.0%	0.0%	2.0%	0.0%	2.0%	0.0%	0.0%	0.0%	1.6%	0.0%	0.0%	2.6%	0.0%
Transport	0.0%	0.0%	14.3%	4.0%	8.3%	4.1%	0.0%	0.0%	0.0%	0.0%	2.3%	0.0%	2.6%	2.9%
Poverty reduction	0.0%	4.0%	14.3%	13.0%	15.0%	12.2%	16.7%	10.5%	20.0%	8.2%	4.7%	0.0%	10.5%	11.8%
Public sector governance	40.0%	16.0%	0.0%	2.0%	5.0%	4.1%	16.7%	5.3%	20.0%	1.6%	7.0%	0.0%	5.3%	2.9%
Regional integration	0.0%	0.0%	0.0%	0.0%	0.0%	0.0%	0.0%	0.0%	0.0%	0.0%	0.0%	0.0%	5.3%	0.0%
Gender	0.0%	0.0%	0.0%	0.0%	0.0%	0.0%	0.0%	0.0%	0.0%	0.0%	0.0%	0.0%	0.0%	0.0%
Domestic private sector development	0.0%	0.0%	0.0%	1.0%	0.0%	0.0%	0.0%	5.3%	0.0%	0.0%	0.0%	0.0%	0.0%	2.9%
Foreign investment	0.0%	0.0%	0.0%	1.0%	0.0%	0.0%	0.0%	0.0%	0.0%	0.0%	0.0%	0.0%	0.0%	0.0%
Water and sanitation	20.0%	0.0%	0.0%	0.0%	0.0%	0.0%	0.0%	0.0%	0.0%	0.0%	2.3%	0.0%	0.0%	1.5%
Energy	0.0%	4.0%	0.0%	2.0%	5.0%	0.0%	0.0%	10.5%	0.0%	3.3%	0.0%	0.0%	0.0%	0.0%
Monitoring and evaluation	0.0%	0.0%	0.0%	0.0%	0.0%	0.0%	0.0%	0.0%	0.0%	0.0%	0.0%	0.0%	0.0%	0.0%
Public financial management	0.0%	0.0%	0.0%	1.0%	0.0%	0.0%	0.0%	10.5%	0.0%	0.0%	2.3%	0.0%	5.3%	0.0%
Labor markets/job creation/employment	0.0%	4.0%	14.3%	0.0%	0.0%	0.0%	0.0%	0.0%	0.0%	0.0%	0.0%	0.0%	2.6%	0.0%
Financial markets	0.0%	0.0%	0.0%	0.0%	0.0%	0.0%	0.0%	0.0%	0.0%	0.0%	0.0%	0.0%	0.0%	0.0%
Urban development	0.0%	0.0%	0.0%	0.0%	0.0%	0.0%	0.0%	0.0%	0.0%	0.0%	0.0%	0.0%	0.0%	0.0%
Environmental sustainability	0.0%	0.0%	0.0%	0.0%	0.0%	2.0%	0.0%	0.0%	0.0%	0.0%	0.0%	0.0%	0.0%	0.0%
Equality of opportunity	0.0%	0.0%	0.0%	0.0%	1.7%	0.0%	0.0%	0.0%	0.0%	0.0%	0.0%	0.0%	0.0%	0.0%
Health	0.0%	8.0%	0.0%	8.0%	5.0%	10.2%	0.0%	0.0%	0.0%	6.6%	2.3%	18.2%	5.3%	8.8%
Global integration	0.0%	0.0%	0.0%	0.0%	0.0%	0.0%	0.0%	0.0%	0.0%	0.0%	0.0%	0.0%	0.0%	0.0%
Food security	0.0%	0.0%	0.0%	0.0%	0.0%	0.0%	16.7%	0.0%	0.0%	0.0%	2.3%	0.0%	2.6%	0.0%
Climate change	0.0%	0.0%	0.0%	0.0%	0.0%	0.0%	0.0%	0.0%	0.0%	0.0%	0.0%	0.0%	0.0%	0.0%
Agricultural development	20.0%	8.0%	14.3%	8.0%	11.7%	8.2%	0.0%	5.3%	40.0%	13.1%	7.0%	9.1%	13.2%	7.4%
Trade and exports	0.0%	0.0%	0.0%	0.0%	0.0%	0.0%	0.0%	5.3%	0.0%	0.0%	0.0%	0.0%	0.0%	0.0%
Economic growth	0.0%	4.0%	0.0%	4.0%	3.3%	2.0%	16.7%	0.0%	0.0%	0.0%	0.0%	0.0%	2.6%	4.4%
Law and justice	0.0%	0.0%	0.0%	0.0%	0.0%	0.0%	8.3%	0.0%	0.0%	1.6%	0.0%	0.0%	0.0%	0.0%
Regulatory framework	0.0%	4.0%	0.0%	0.0%	0.0%	0.0%	0.0%	0.0%	0.0%	0.0%	0.0%	0.0%	0.0%	0.0%
Communicable/non-communicable disease	0.0%	0.0%	0.0%	0.0%	0.0%	0.0%	0.0%	0.0%	0.0%	1.6%	0.0%	0.0%	0.0%	0.0%
Basic infrastructure	0.0%	4.0%	0.0%	2.0%	0.0%	0.0%	0.0%	0.0%	0.0%	1.6%	0.0%	0.0%	0.0%	1.5%
Natural resource management	0.0%	0.0%	0.0%	0.0%	0.0%	0.0%	0.0%	0.0%	0.0%	1.6%	0.0%	0.0%	0.0%	0.0%
Anti-corruption	20.0%	0.0%	0.0%	2.0%	0.0%	0.0%	8.3%	5.3%	0.0%	6.6%	4.7%	0.0%	2.6%	4.4%
Disaster management	0.0%	0.0%	0.0%	0.0%	0.0%	0.0%	0.0%	0.0%	0.0%	0.0%	0.0%	0.0%	0.0%	0.0%
Global information and communications technology	0.0%	0.0%	0.0%	1.0%	1.7%	2.0%	0.0%	0.0%	0.0%	1.6%	0.0%	0.0%	0.0%	0.0%

### A. General Issues facing Benin (continued)

Listed below are a number of development priorities in Benin. Please identify which of these you consider the 1<sup>st</sup>, 2<sup>nd</sup>, and 3<sup>rd</sup> most important development priority.

2 <sup>nd</sup> Most Important	Office of President/ Prime Minister														
	Office of Minister	Office of Parliamentarian	Employee of a Ministry	Consultant on Bank project/PMU	Local Government	Bi- or Multi-lateral Agency	Private Sector	Financial Sector/ Private Bank	NGO/ CBO	Media	Faith-Based Group	Academia	Other		
Rural development	0.0%	3.8%	28.6%	10.0%	4.9%	12.2%	0.0%	15.8%	16.7%	6.6%	9.3%	9.1%	13.2%	10.1%	
Education	0.0%	26.9%	14.3%	25.0%	32.8%	16.3%	16.7%	10.5%	16.7%	13.1%	16.3%	18.2%	15.8%	23.2%	
Social protection	0.0%	3.8%	0.0%	4.0%	0.0%	4.1%	0.0%	5.3%	0.0%	3.3%	2.3%	27.3%	2.6%	0.0%	
Transport	0.0%	0.0%	14.3%	3.0%	4.9%	16.3%	8.3%	0.0%	0.0%	4.9%	4.7%	0.0%	2.6%	5.8%	
Poverty reduction	0.0%	3.8%	0.0%	3.0%	3.3%	6.1%	16.7%	5.3%	0.0%	6.6%	9.3%	0.0%	2.6%	7.2%	
Public sector governance	0.0%	0.0%	0.0%	5.0%	3.3%	2.0%	25.0%	0.0%	16.7%	8.2%	4.7%	0.0%	0.0%	4.3%	
Regional integration	0.0%	0.0%	0.0%	0.0%	0.0%	0.0%	0.0%	0.0%	0.0%	1.6%	4.7%	0.0%	0.0%	0.0%	
Gender	0.0%	0.0%	0.0%	1.0%	0.0%	0.0%	0.0%	0.0%	0.0%	6.6%	0.0%	0.0%	2.6%	0.0%	
Domestic private sector development	0.0%	3.8%	14.3%	1.0%	1.6%	0.0%	0.0%	10.5%	0.0%	1.6%	0.0%	0.0%	2.6%	4.3%	
Foreign investment	0.0%	0.0%	0.0%	0.0%	0.0%	0.0%	0.0%	0.0%	0.0%	0.0%	0.0%	0.0%	0.0%	0.0%	
Water and sanitation	0.0%	3.8%	0.0%	2.0%	1.6%	8.2%	0.0%	0.0%	0.0%	3.3%	2.3%	0.0%	0.0%	2.9%	
Energy	20.0%	3.8%	0.0%	3.0%	8.2%	2.0%	0.0%	0.0%	16.7%	3.3%	2.3%	0.0%	2.6%	2.9%	
Monitoring and evaluation	0.0%	0.0%	0.0%	0.0%	0.0%	2.0%	0.0%	0.0%	0.0%	0.0%	0.0%	0.0%	0.0%	0.0%	
Public financial management	0.0%	3.8%	0.0%	5.0%	6.6%	0.0%	0.0%	10.5%	0.0%	0.0%	7.0%	0.0%	5.3%	0.0%	
Labor markets/job creation/employment	0.0%	7.7%	14.3%	0.0%	0.0%	0.0%	0.0%	0.0%	0.0%	0.0%	2.3%	0.0%	2.6%	2.9%	
Financial markets	0.0%	0.0%	0.0%	0.0%	0.0%	0.0%	0.0%	0.0%	0.0%	0.0%	0.0%	0.0%	0.0%	0.0%	
Urban development	0.0%	0.0%	0.0%	1.0%	0.0%	0.0%	0.0%	5.3%	0.0%	0.0%	0.0%	0.0%	2.6%	0.0%	
Environmental sustainability	0.0%	0.0%	0.0%	1.0%	0.0%	0.0%	0.0%	0.0%	0.0%	0.0%	0.0%	0.0%	0.0%	0.0%	
Equality of opportunity	0.0%	0.0%	0.0%	0.0%	0.0%	0.0%	0.0%	0.0%	0.0%	1.6%	2.3%	0.0%	0.0%	0.0%	
Health	20.0%	19.2%	0.0%	18.0%	14.8%	14.3%	16.7%	0.0%	16.7%	9.8%	11.6%	18.2%	18.4%	8.7%	
Global integration	0.0%	0.0%	0.0%	0.0%	1.6%	0.0%	0.0%	0.0%	0.0%	0.0%	0.0%	0.0%	0.0%	0.0%	
Food security	0.0%	0.0%	0.0%	0.0%	1.6%	0.0%	0.0%	5.3%	0.0%	3.3%	0.0%	0.0%	2.6%	1.4%	
Climate change	0.0%	0.0%	0.0%	0.0%	0.0%	0.0%	0.0%	0.0%	0.0%	0.0%	4.7%	0.0%	0.0%	1.4%	
Agricultural development	20.0%	3.8%	0.0%	6.0%	1.6%	4.1%	8.3%	10.5%	0.0%	9.8%	2.3%	9.1%	10.5%	7.2%	
Trade and exports	20.0%	3.8%	0.0%	0.0%	0.0%	0.0%	0.0%	0.0%	0.0%	1.6%	0.0%	0.0%	0.0%	1.4%	
Economic growth	0.0%	7.7%	14.3%	2.0%	3.3%	4.1%	8.3%	5.3%	16.7%	4.9%	0.0%	0.0%	0.0%	4.3%	
Law and justice	0.0%	0.0%	0.0%	1.0%	1.6%	0.0%	0.0%	0.0%	0.0%	1.6%	0.0%	9.1%	2.6%	0.0%	
Regulatory framework	0.0%	0.0%	0.0%	0.0%	0.0%	0.0%	0.0%	0.0%	0.0%	0.0%	0.0%	0.0%	2.6%	0.0%	
Communicable/non-communicable disease	0.0%	0.0%	0.0%	1.0%	0.0%	0.0%	0.0%	0.0%	0.0%	1.6%	0.0%	0.0%	0.0%	0.0%	
Basic infrastructure	0.0%	0.0%	0.0%	1.0%	0.0%	4.1%	0.0%	5.3%	0.0%	0.0%	4.7%	0.0%	0.0%	0.0%	
Natural resource management	0.0%	0.0%	0.0%	4.0%	0.0%	0.0%	0.0%	0.0%	0.0%	0.0%	2.3%	0.0%	0.0%	2.9%	
Anti-corruption	20.0%	3.8%	0.0%	3.0%	8.2%	4.1%	0.0%	10.5%	0.0%	4.9%	4.7%	9.1%	7.9%	8.7%	
Disaster management	0.0%	0.0%	0.0%	0.0%	0.0%	0.0%	0.0%	0.0%	0.0%	0.0%	0.0%	0.0%	0.0%	0.0%	
Global information and communications technology	0.0%	0.0%	0.0%	0.0%	0.0%	0.0%	0.0%	0.0%	0.0%	1.6%	2.3%	0.0%	0.0%	0.0%	

### A. General Issues facing Benin (continued)

Listed below are a number of development priorities in Benin. Please identify which of these you consider the 1<sup>st</sup>, 2<sup>nd</sup>, and 3<sup>rd</sup> most important development priority.

3 <sup>rd</sup> Most Important	Office of President/ Prime Minister	Office of Minister	Office of Parliamentarian	Employee of a Ministry	Consultant on Bank project/PMU	Local Government	Bi- or Multi-lateral Agency	Private Sector	Financial Sector/ Private Bank	NGO/ CBO	Media	Faith-Based Group	Academia	Other
Rural development	0.0%	3.8%	0.0%	3.0%	4.8%	3.9%	16.7%	5.3%	0.0%	1.6%	4.5%	0.0%	10.5%	8.7%
Education	0.0%	3.8%	25.0%	8.9%	4.8%	9.8%	16.7%	0.0%	20.0%	8.2%	2.3%	0.0%	5.3%	10.1%
Social protection	0.0%	3.8%	0.0%	3.0%	0.0%	2.0%	8.3%	5.3%	0.0%	1.6%	9.1%	0.0%	2.6%	4.3%
Transport	0.0%	3.8%	0.0%	4.0%	6.5%	5.9%	8.3%	10.5%	0.0%	3.3%	0.0%	9.1%	5.3%	7.2%
Poverty reduction	0.0%	11.5%	0.0%	7.9%	12.9%	9.8%	0.0%	10.5%	0.0%	1.6%	4.5%	18.2%	7.9%	1.4%
Public sector governance	0.0%	7.7%	12.5%	4.0%	0.0%	2.0%	8.3%	0.0%	20.0%	6.6%	6.8%	0.0%	5.3%	2.9%
Regional integration	0.0%	0.0%	0.0%	2.0%	0.0%	9.8%	0.0%	0.0%	0.0%	0.0%	2.3%	0.0%	0.0%	1.4%
Gender	0.0%	0.0%	0.0%	0.0%	0.0%	0.0%	0.0%	0.0%	0.0%	6.6%	2.3%	9.1%	2.6%	1.4%
Domestic private sector development	0.0%	0.0%	0.0%	4.0%	6.5%	9.8%	8.3%	5.3%	0.0%	4.9%	6.8%	0.0%	0.0%	4.3%
Foreign investment	0.0%	0.0%	0.0%	0.0%	1.6%	2.0%	0.0%	5.3%	0.0%	1.6%	0.0%	0.0%	0.0%	0.0%
Water and sanitation	0.0%	0.0%	0.0%	3.0%	3.2%	7.8%	0.0%	0.0%	0.0%	1.6%	4.5%	9.1%	0.0%	4.3%
Energy	20.0%	0.0%	12.5%	7.9%	0.0%	2.0%	0.0%	5.3%	0.0%	6.6%	0.0%	0.0%	0.0%	7.2%
Monitoring and evaluation	0.0%	0.0%	0.0%	1.0%	1.6%	0.0%	0.0%	0.0%	0.0%	1.6%	0.0%	0.0%	0.0%	2.9%
Public financial management	20.0%	15.4%	0.0%	5.0%	3.2%	5.9%	16.7%	0.0%	20.0%	3.3%	4.5%	0.0%	2.6%	2.9%
Labor markets/job creation/employment	0.0%	0.0%	0.0%	2.0%	1.6%	2.0%	0.0%	0.0%	20.0%	1.6%	2.3%	0.0%	5.3%	0.0%
Financial markets	0.0%	0.0%	0.0%	1.0%	0.0%	0.0%	0.0%	5.3%	0.0%	0.0%	2.3%	0.0%	0.0%	0.0%
Urban development	0.0%	0.0%	0.0%	2.0%	0.0%	2.0%	0.0%	0.0%	0.0%	0.0%	4.5%	0.0%	0.0%	0.0%
Environmental sustainability	0.0%	0.0%	0.0%	1.0%	1.6%	0.0%	0.0%	0.0%	0.0%	0.0%	0.0%	0.0%	0.0%	0.0%
Equality of opportunity	0.0%	3.8%	0.0%	1.0%	1.6%	0.0%	0.0%	0.0%	0.0%	1.6%	0.0%	0.0%	2.6%	0.0%
Health	0.0%	7.7%	12.5%	10.9%	12.9%	2.0%	8.3%	15.8%	20.0%	14.8%	9.1%	18.2%	18.4%	14.5%
Global integration	0.0%	0.0%	12.5%	1.0%	0.0%	0.0%	0.0%	0.0%	0.0%	0.0%	0.0%	0.0%	2.6%	0.0%
Food security	0.0%	3.8%	0.0%	2.0%	0.0%	0.0%	0.0%	0.0%	0.0%	3.3%	2.3%	0.0%	0.0%	0.0%
Climate change	0.0%	0.0%	0.0%	0.0%	0.0%	0.0%	0.0%	0.0%	0.0%	0.0%	0.0%	0.0%	0.0%	0.0%
Agricultural development	20.0%	11.5%	0.0%	5.9%	4.8%	5.9%	0.0%	10.5%	0.0%	6.6%	11.4%	18.2%	13.2%	2.9%
Trade and exports	0.0%	0.0%	0.0%	1.0%	3.2%	0.0%	0.0%	0.0%	0.0%	0.0%	2.3%	0.0%	0.0%	0.0%
Economic growth	0.0%	7.7%	12.5%	5.9%	0.0%	0.0%	0.0%	0.0%	0.0%	3.3%	6.8%	9.1%	2.6%	5.8%
Law and justice	0.0%	3.8%	0.0%	2.0%	3.2%	0.0%	0.0%	0.0%	0.0%	1.6%	0.0%	0.0%	0.0%	0.0%
Regulatory framework	0.0%	0.0%	0.0%	1.0%	0.0%	2.0%	0.0%	0.0%	0.0%	1.6%	2.3%	0.0%	0.0%	0.0%
Communicable/non-communicable disease	0.0%	3.8%	0.0%	0.0%	1.6%	2.0%	0.0%	0.0%	0.0%	1.6%	0.0%	0.0%	0.0%	0.0%
Basic infrastructure	40.0%	0.0%	0.0%	0.0%	4.8%	5.9%	0.0%	0.0%	0.0%	1.6%	4.5%	0.0%	0.0%	7.2%
Natural resource management	0.0%	0.0%	0.0%	2.0%	4.8%	0.0%	0.0%	0.0%	0.0%	0.0%	0.0%	0.0%	2.6%	0.0%
Anti-corruption	0.0%	7.7%	12.5%	5.9%	9.7%	7.8%	8.3%	21.1%	0.0%	11.5%	4.5%	9.1%	7.9%	8.7%
Disaster management	0.0%	0.0%	0.0%	0.0%	1.6%	0.0%	0.0%	0.0%	0.0%	0.0%	0.0%	0.0%	2.6%	1.4%
Global information and communications technology	0.0%	0.0%	0.0%	2.0%	3.2%	0.0%	0.0%	0.0%	0.0%	1.6%	0.0%	0.0%	0.0%	0.0%

### A. General Issues facing Benin (continued)

Poverty reduction is a broad term that encompasses work in many different areas. Which THREE areas of development listed below do you believe would contribute most to reducing poverty in Benin? (Choose no more than THREE)

Percentage of Respondents (Responses Combined)	Office of President/ Prime Minister	Office of Minister	Office of Parliamen- tarian	Employee of a Ministry	Consultant on Bank project/PMU	Local Government	Bi- or Multi- lateral Agency	Private Sector	Financial Sector/ Private Bank	NGO/ CBO	Media	Faith- Based Group	Academia	Other
Energy	20.0%	28.1%	37.5%	23.1%	18.9%	10.7%	6.7%	33.3%	11.1%	18.7%	21.3%	13.3%	11.6%	19.0%
Water and sanitation	40.0%	15.6%	12.5%	18.5%	12.2%	19.6%	13.3%	14.3%	11.1%	17.3%	17.0%	13.3%	9.3%	12.7%
Equality of opportunity	0.0%	3.1%	0.0%	3.7%	4.1%	3.6%	13.3%	4.8%	22.2%	9.3%	10.6%	0.0%	4.7%	5.1%
Economic growth	0.0%	18.8%	62.5%	28.7%	25.7%	17.9%	40.0%	23.8%	0.0%	13.3%	19.1%	6.7%	23.3%	17.7%
Climate change	0.0%	0.0%	0.0%	0.0%	0.0%	0.0%	0.0%	0.0%	0.0%	1.3%	2.1%	0.0%	0.0%	2.5%
Disaster management	0.0%	0.0%	0.0%	0.0%	0.0%	0.0%	0.0%	0.0%	0.0%	0.0%	0.0%	0.0%	0.0%	1.3%
Regional integration	0.0%	0.0%	0.0%	0.0%	0.0%	1.8%	0.0%	0.0%	0.0%	4.0%	0.0%	0.0%	4.7%	2.5%
Gender	0.0%	0.0%	0.0%	1.9%	0.0%	1.8%	0.0%	0.0%	0.0%	4.0%	6.4%	6.7%	2.3%	3.8%
Rural development	0.0%	15.6%	25.0%	29.6%	24.3%	28.6%	26.7%	33.3%	11.1%	14.7%	17.0%	33.3%	44.2%	32.9%
Urban development	0.0%	0.0%	0.0%	0.0%	2.7%	0.0%	0.0%	0.0%	0.0%	0.0%	4.3%	6.7%	0.0%	0.0%
Education	40.0%	37.5%	37.5%	41.7%	39.2%	48.2%	26.7%	47.6%	22.2%	40.0%	36.2%	60.0%	27.9%	39.2%
Regulatory framework	0.0%	0.0%	0.0%	0.0%	0.0%	0.0%	0.0%	0.0%	0.0%	0.0%	6.4%	0.0%	0.0%	0.0%
Basic infrastructure	20.0%	21.9%	0.0%	13.9%	13.5%	8.9%	0.0%	4.8%	0.0%	2.7%	10.6%	0.0%	14.0%	15.2%
Social protection	0.0%	12.5%	0.0%	3.7%	2.7%	0.0%	6.7%	4.8%	0.0%	6.7%	8.5%	6.7%	4.7%	3.8%
Law and justice	0.0%	0.0%	0.0%	0.0%	5.4%	1.8%	20.0%	0.0%	11.1%	5.3%	6.4%	6.7%	4.7%	2.5%
Transport	0.0%	3.1%	25.0%	11.1%	28.4%	10.7%	0.0%	4.8%	0.0%	9.3%	12.8%	20.0%	4.7%	12.7%
Communicable/non-communicable disease	0.0%	3.1%	0.0%	0.9%	0.0%	0.0%	0.0%	0.0%	0.0%	0.0%	0.0%	0.0%	0.0%	1.3%
Global information and communications technology	0.0%	3.1%	0.0%	0.0%	1.4%	0.0%	0.0%	0.0%	0.0%	0.0%	0.0%	0.0%	0.0%	0.0%
Public sector governance	0.0%	18.8%	12.5%	5.6%	4.1%	7.1%	6.7%	0.0%	0.0%	6.7%	4.3%	0.0%	9.3%	2.5%
Domestic private sector development	20.0%	12.5%	0.0%	13.9%	13.5%	12.5%	20.0%	33.3%	22.2%	14.7%	14.9%	26.7%	16.3%	8.9%
Foreign investment	0.0%	0.0%	0.0%	0.9%	0.0%	3.6%	0.0%	0.0%	0.0%	2.7%	0.0%	0.0%	0.0%	1.3%
Global integration	0.0%	0.0%	0.0%	0.0%	1.4%	0.0%	0.0%	0.0%	0.0%	0.0%	0.0%	0.0%	0.0%	0.0%
Food security	20.0%	0.0%	12.5%	12.0%	8.1%	21.4%	6.7%	9.5%	44.4%	14.7%	17.0%	26.7%	18.6%	8.9%
Monitoring and evaluation	0.0%	0.0%	0.0%	1.9%	1.4%	1.8%	0.0%	0.0%	0.0%	0.0%	0.0%	0.0%	2.3%	0.0%
Natural resource management	0.0%	3.1%	0.0%	0.9%	1.4%	1.8%	13.3%	4.8%	0.0%	1.3%	2.1%	0.0%	2.3%	1.3%
Environmental sustainability	0.0%	3.1%	0.0%	3.7%	1.4%	0.0%	0.0%	0.0%	0.0%	2.7%	0.0%	6.7%	0.0%	1.3%
Health	20.0%	15.6%	25.0%	28.7%	28.4%	35.7%	33.3%	14.3%	44.4%	32.0%	25.5%	26.7%	23.3%	27.8%
Public financial management	20.0%	9.4%	12.5%	3.7%	9.5%	3.6%	33.3%	9.5%	11.1%	5.3%	12.8%	6.7%	9.3%	2.5%
Agricultural development	40.0%	40.6%	12.5%	27.8%	28.4%	26.8%	13.3%	19.0%	11.1%	33.3%	14.9%	13.3%	27.9%	30.4%
Labor markets/job creation/employment	0.0%	12.5%	12.5%	12.0%	4.1%	14.3%	13.3%	9.5%	22.2%	14.7%	8.5%	6.7%	16.3%	20.3%
Financial markets	0.0%	0.0%	0.0%	0.0%	0.0%	0.0%	0.0%	4.8%	11.1%	1.3%	0.0%	0.0%	0.0%	0.0%
Trade and exports	0.0%	3.1%	0.0%	0.9%	1.4%	1.8%	0.0%	0.0%	22.2%	5.3%	0.0%	0.0%	0.0%	0.0%
Anti-corruption	40.0%	12.5%	12.5%	11.1%	18.9%	14.3%	6.7%	23.8%	22.2%	18.7%	21.3%	13.3%	18.6%	21.5%

### A. General Issues facing Benin (continued)

Economic growth can be driven by a number of factors. Which THREE areas below do you believe would contribute most to generating economic growth in Benin? (Choose no more than THREE)

Percentage of Respondents (Responses Combined)	Office of President/ Prime Minister		Office of Minister		Office of Parliamen- tarian		Employee of a Ministry		Consultant on Bank project/PMU		Local Government		Bi- or Multi- lateral Agency		Private Sector		Financial Sector/ Private Bank		NGO/ CBO		Media		Faith- Based Group		Academia		Other		
	N	Mean	SD	N	Mean	SD	N	Mean	SD	N	Mean	SD	N	Mean	SD	N	Mean	SD	N	Mean	SD	N	Mean	SD	N	Mean	SD	N	Mean
Poverty reduction	0.0%	0.0%	12.5%	15.6%	18.9%	14.3%	21.4%	14.3%	11.1%	14.9%	13.0%	33.3%	9.3%	19.2%															
Energy	40.0%	35.5%	25.0%	34.9%	27.0%	23.2%	21.4%	23.8%	11.1%	25.7%	28.3%	33.3%	25.6%	28.2%															
Equality of opportunity	0.0%	0.0%	0.0%	0.9%	1.4%	3.6%	7.1%	0.0%	0.0%	2.7%	0.0%	0.0%	2.3%	6.4%															
Social protection	20.0%	3.2%	0.0%	0.0%	0.0%	0.0%	0.0%	9.5%	11.1%	2.7%	0.0%	0.0%	0.0%	0.0%															
Global integration	0.0%	0.0%	0.0%	1.8%	2.7%	0.0%	0.0%	0.0%	11.1%	0.0%	0.0%	0.0%	2.3%	3.8%															
Climate change	0.0%	0.0%	0.0%	0.9%	0.0%	1.8%	0.0%	0.0%	0.0%	0.0%	0.0%	0.0%	0.0%	1.3%															
Anti-corruption	20.0%	22.6%	37.5%	22.0%	28.4%	26.8%	21.4%	38.1%	11.1%	43.2%	34.8%	33.3%	30.2%	28.2%															
Disaster management	0.0%	0.0%	0.0%	0.0%	0.0%	0.0%	0.0%	0.0%	0.0%	0.0%	0.0%	0.0%	0.0%	0.0%															
Rural development	0.0%	16.1%	37.5%	21.1%	24.3%	12.5%	35.7%	19.0%	11.1%	12.2%	17.4%	40.0%	23.3%	28.2%															
Foreign investment	40.0%	0.0%	25.0%	8.3%	13.5%	19.6%	14.3%	19.0%	44.4%	8.1%	8.7%	0.0%	18.6%	16.7%															
Urban development	0.0%	0.0%	0.0%	0.0%	1.4%	0.0%	7.1%	0.0%	0.0%	1.4%	2.2%	0.0%	0.0%	0.0%															
Water and sanitation	0.0%	3.2%	12.5%	0.9%	1.4%	5.4%	0.0%	0.0%	0.0%	1.4%	0.0%	20.0%	0.0%	2.6%															
Education	0.0%	22.6%	12.5%	15.6%	21.6%	19.6%	28.6%	23.8%	0.0%	13.5%	17.4%	13.3%	14.0%	14.1%															
Global information and communications technology	0.0%	0.0%	12.5%	2.8%	1.4%	5.4%	0.0%	9.5%	4.1%	6.5%	0.0%	4.7%	5.1%																
Regulatory framework	0.0%	0.0%	0.0%	5.5%	1.4%	5.4%	7.1%	0.0%	0.0%	2.7%	8.7%	0.0%	0.0%	2.6%															
Communicable/non-communicable disease	0.0%	0.0%	0.0%	0.9%	0.0%	0.0%	0.0%	0.0%	0.0%	0.0%	0.0%	0.0%	0.0%	1.3%															
Trade and exports	20.0%	19.4%	25.0%	20.2%	21.6%	17.9%	7.1%	4.8%	22.2%	20.3%	17.4%	13.3%	32.6%	17.9%															
Public sector governance	20.0%	25.8%	0.0%	8.3%	8.1%	8.9%	21.4%	9.5%	10.8%	8.7%	0.0%	9.3%	5.1%																
Regional integration	0.0%	0.0%	0.0%	1.8%	0.0%	3.6%	7.1%	0.0%	0.0%	1.4%	4.3%	0.0%	7.0%	3.8%															
Domestic private sector development	60.0%	29.0%	0.0%	19.3%	27.0%	32.1%	21.4%	33.3%	44.4%	21.6%	32.6%	20.0%	18.6%	15.4%															
Labor markets/job creation/employment	0.0%	9.7%	0.0%	3.7%	5.4%	5.4%	7.1%	4.8%	11.1%	6.8%	8.7%	0.0%	4.7%	5.1%															
Agricultural development	40.0%	35.5%	25.0%	34.9%	32.4%	30.4%	14.3%	19.0%	33.3%	35.1%	30.4%	13.3%	37.2%	32.1%															
Food security	0.0%	0.0%	0.0%	4.6%	1.4%	0.0%	7.1%	9.5%	0.0%	1.4%	4.3%	0.0%	2.3%	0.0%															
Transport	40.0%	25.8%	25.0%	25.7%	21.6%	21.4%	14.3%	23.8%	33.3%	17.6%	10.9%	26.7%	16.3%	12.8%															
Monitoring and evaluation	0.0%	0.0%	0.0%	4.6%	1.4%	3.6%	7.1%	4.8%	0.0%	0.0%	2.2%	0.0%	2.3%	0.0%															
Gender	0.0%	0.0%	0.0%	0.0%	0.0%	0.0%	0.0%	0.0%	0.0%	0.0%	0.0%	0.0%	0.0%	0.0%															
Natural resource management	0.0%	6.5%	0.0%	1.8%	4.1%	3.6%	0.0%	0.0%	0.0%	6.8%	2.2%	6.7%	7.0%	6.4%															
Environmental sustainability	0.0%	0.0%	0.0%	2.8%	2.7%	0.0%	0.0%	0.0%	0.0%	2.7%	2.2%	6.7%	0.0%	1.3%															
Health	0.0%	6.5%	12.5%	9.2%	9.5%	10.7%	0.0%	4.8%	11.1%	12.2%	2.2%	6.7%	2.3%	6.4%															
Basic infrastructure	0.0%	16.1%	12.5%	9.2%	2.7%	3.6%	0.0%	4.8%	11.1%	6.8%	2.2%	0.0%	4.7%	11.5%															
Law and justice	0.0%	3.2%	0.0%	2.8%	2.7%	1.8%	7.1%	9.5%	0.0%	2.7%	2.2%	13.3%	2.3%	5.1%															
Public financial management	0.0%	12.9%	12.5%	17.4%	16.2%	12.5%	21.4%	14.3%	0.0%	20.3%	28.3%	20.0%	11.6%	14.1%															
Financial markets	0.0%	0.0%	12.5%	1.8%	0.0%	3.6%	0.0%	0.0%	22.2%	2.7%	4.3%	0.0%	11.6%	5.1%															

### B. Overall Attitudes toward the World Bank

Overall Attitudes toward the World Bank

Which of the following best describes your current position?

	Office of the President/ Prime Minister			Office of Minister			Office of Parliamentarian			Employee of Ministry			Consultant on Bank Project/PMU			Local Government			Bilateral/Multilateral Agency			Private Sector			Financial Sector/ Private Bank			NGO/CBO			Media			Faith-Based Group			Academia			Other		
	N	Mean	SD	N	Mean	SD	N	Mean	SD	N	Mean	SD	N	Mean	SD	N	Mean	SD	N	Mean	SD	N	Mean	SD	N	Mean	SD	N	Mean	SD	N	Mean	SD	N	Mean	SD						
How familiar are you with the work of the World Bank in Benin?*	4	6.25	.96	31	6.52	2.01	7	6.14	3.13	109	6.09	2.08	73	7.42	2.01	56	5.27	2.63	15	6.13	1.85	21	5.33	2.44	9	5.67	2.12	72	6.32	2.47	45	5.98	2.08	15	4.20	3.05	41	4.95	2.14	80	5.20	2.62

(1-Not familiar at all, 10-Extremely familiar)

\*Significantly different between stakeholder groups

**B. Overall Attitudes toward the World Bank (continued)**

**Report**

	Which of the following best describes your current position?																																									
	Office of the President/Prime Minister			Office of Minister			Office of Parliamentarian			Employee of Ministry			Consultant on Bank Project/PMU			Local Government			Bilateral/Multilateral Agency			Private Sector			Financial Sector/Private Bank			NGO/CBO			Media			Faith-Based Group			Academia			Other		
	N	Mean	SD	N	Mean	SD	N	Mean	SD	N	Mean	SD	N	Mean	SD	N	Mean	SD	N	Mean	SD	N	Mean	SD	N	Mean	SD	N	Mean	SD	N	Mean	SD	N	Mean	SD	N	Mean	SD			
Overall, please rate your impression of the World Bank's effectiveness in Benin.*	4	7.50	1.00	30	6.60	1.83	6	7.00	2.10	97	6.86	1.83	69	7.48	1.88	43	6.86	1.93	12	6.42	1.62	19	6.26	1.76	8	8.00	1.60	67	7.42	2.22	39	6.64	2.24	10	7.80	2.04	37	6.49	2.18	70	6.36	2.17

(1-Not effective at all, 10-Very effective)

\*Significantly different between stakeholder groups

To what extent do you believe... (1-To no degree at all, 10-To a very significant degree)

**Overall Attitudes toward the World Bank**

	Which of the following best describes your current position?																																									
	Office of the President/Prime Minister			Office of Minister			Office of Parliamentarian			Employee of Ministry			Consultant on Bank Project/PMU			Local Government			Bilateral/Multilateral Agency			Private Sector			Financial Sector/Private Bank			NGO/CBO			Media			Faith-Based Group			Academia			Other		
	N	Mean	SD	N	Mean	SD	N	Mean	SD	N	Mean	SD	N	Mean	SD	N	Mean	SD	N	Mean	SD	N	Mean	SD	N	Mean	SD	N	Mean	SD	N	Mean	SD	N	Mean	SD	N	Mean	SD			
To what extent do you believe the World Bank's financial instruments meet the needs of Benin? *	4	7.50	1.00	29	6.24	2.03	6	5.00	2.61	91	6.45	2.02	65	7.20	2.05	42	6.38	2.13	10	6.60	1.43	21	5.76	1.92	7	6.43	2.37	59	7.34	2.36	37	5.86	2.46	10	6.70	2.41	34	6.21	2.17	60	6.17	2.41
To what extent do you believe the World Bank meets Benin's needs for knowledge services?	4	7.25	.50	28	5.86	2.24	8	4.75	2.71	88	6.53	2.15	63	6.63	2.30	43	6.58	2.00	11	6.27	1.35	19	5.63	1.64	7	6.29	2.98	62	7.23	2.39	37	6.46	2.24	8	6.63	1.60	30	5.87	2.34	61	6.38	2.30

\*Significantly different between stakeholder groups

To what extent do you believe... (1-To no degree at all, 10-To a very significant degree)

**Report**

	Which of the following best describes your current position?																																									
	Office of the President/Prime Minister			Office of Minister			Office of Parliamentarian			Employee of Ministry			Consultant on Bank Project/PMU			Local Government			Bilateral/Multilateral Agency			Private Sector			Financial Sector/Private Bank			NGO/CBO			Media			Faith-Based Group			Academia			Other		
	N	Mean	SD	N	Mean	SD	N	Mean	SD	N	Mean	SD	N	Mean	SD	N	Mean	SD	N	Mean	SD	N	Mean	SD	N	Mean	SD	N	Mean	SD	N	Mean	SD	N	Mean	SD	N	Mean	SD			
To what extent do you believe the World Bank SHOULD seek to influence the global development agenda?	2	5.00	5.66	31	6.39	2.75	6	6.67	3.08	97	6.94	2.86	58	7.38	2.65	37	6.81	2.78	13	7.77	2.35	18	6.78	2.29	7	7.29	1.80	60	7.35	2.75	39	7.05	3.02	10	7.60	2.12	31	7.10	2.83	59	7.22	3.00
To what extent do you believe the World Bank DOES seek to influence the global development agenda?	2	6.50	3.54	24	7.00	2.34	6	4.83	2.40	85	6.55	2.24	49	6.35	2.44	37	6.30	2.49	13	6.69	2.29	18	5.67	1.97	7	6.71	2.29	53	7.43	2.45	35	6.26	2.65	10	6.20	2.04	24	5.75	2.01	53	6.94	2.86



**B. Overall Attitudes toward the World Bank (continued)**

When thinking about how the World Bank can have the most impact on development results in Benin, in which sectoral areas do you believe the World Bank should focus most of its attention and resources in Benin?  
(Choose no more than THREE)

Percentage of Respondents (Responses Combined)	Office of President/ Prime Minister	Office of Minister	Office of Parliamentarian	Employee of a Ministry	Consultant on Bank project/PMU	Local Government	Bi- or Multi-lateral Agency	Private Sector	Financial Sector/ Private Bank	NGO/ CBO	Media	Faith-Based Group	Academia	Other
Rural development	20.0%	19.4%	50.0%	32.7%	35.1%	32.1%	26.7%	40.0%	44.4%	18.9%	36.2%	33.3%	31.7%	36.7%
Education	40.0%	51.6%	62.5%	54.2%	47.3%	48.2%	20.0%	50.0%	66.7%	58.1%	57.4%	86.7%	56.1%	62.0%
Social protection	0.0%	3.2%	0.0%	0.0%	0.0%	1.8%	6.7%	5.0%	0.0%	5.4%	6.4%	6.7%	2.4%	3.8%
Transport	40.0%	12.9%	12.5%	20.6%	37.8%	25.0%	20.0%	5.0%	11.1%	16.2%	10.6%	20.0%	9.8%	20.3%
Poverty reduction	0.0%	6.5%	12.5%	11.2%	18.9%	17.9%	13.3%	15.0%	22.2%	12.2%	8.5%	6.7%	7.3%	10.1%
Public sector governance	20.0%	25.8%	0.0%	13.1%	9.5%	5.4%	26.7%	5.0%	0.0%	6.8%	10.6%	0.0%	9.8%	2.5%
Regional integration	0.0%	0.0%	0.0%	0.0%	0.0%	0.0%	0.0%	0.0%	0.0%	2.7%	0.0%	0.0%	0.0%	0.0%
Gender	0.0%	0.0%	0.0%	0.9%	0.0%	1.8%	0.0%	0.0%	0.0%	4.1%	2.1%	0.0%	0.0%	1.3%
Domestic private sector development	20.0%	25.8%	12.5%	10.3%	13.5%	12.5%	6.7%	40.0%	11.1%	13.5%	23.4%	26.7%	9.8%	15.2%
Foreign investment	0.0%	0.0%	0.0%	3.7%	0.0%	0.0%	0.0%	0.0%	22.2%	0.0%	2.1%	0.0%	7.3%	0.0%
Water and sanitation	20.0%	6.5%	12.5%	7.5%	8.1%	14.3%	0.0%	5.0%	22.2%	9.5%	17.0%	6.7%	4.9%	7.6%
Energy	20.0%	25.8%	25.0%	23.4%	24.3%	12.5%	20.0%	10.0%	0.0%	16.2%	17.0%	20.0%	29.3%	13.9%
Monitoring and evaluation	0.0%	0.0%	0.0%	3.7%	2.7%	7.1%	0.0%	0.0%	0.0%	1.4%	0.0%	6.7%	0.0%	3.8%
Public financial management	0.0%	9.7%	12.5%	5.6%	4.1%	3.6%	26.7%	20.0%	11.1%	4.1%	14.9%	0.0%	7.3%	7.6%
Labor markets/job creation/employment	0.0%	19.4%	25.0%	5.6%	4.1%	5.4%	6.7%	5.0%	0.0%	6.8%	2.1%	0.0%	12.2%	6.3%
Financial markets	0.0%	0.0%	12.5%	0.0%	2.7%	0.0%	0.0%	0.0%	0.0%	2.7%	0.0%	0.0%	0.0%	0.0%
Urban development	0.0%	0.0%	0.0%	0.0%	0.0%	0.0%	6.7%	10.0%	0.0%	2.7%	0.0%	0.0%	0.0%	2.5%
Environmental sustainability	0.0%	0.0%	0.0%	1.9%	1.4%	1.8%	0.0%	0.0%	0.0%	2.7%	2.1%	6.7%	0.0%	1.3%
Equality of opportunity	0.0%	0.0%	0.0%	0.0%	0.0%	1.8%	0.0%	0.0%	0.0%	1.4%	2.1%	0.0%	0.0%	1.3%
Health	20.0%	22.6%	12.5%	33.6%	23.0%	33.9%	13.3%	20.0%	44.4%	37.8%	14.9%	33.3%	26.8%	20.3%
Global integration	0.0%	0.0%	0.0%	0.0%	0.0%	0.0%	6.7%	0.0%	0.0%	0.0%	0.0%	0.0%	0.0%	0.0%
Food security	0.0%	0.0%	12.5%	3.7%	2.7%	1.8%	6.7%	10.0%	0.0%	2.7%	10.6%	6.7%	4.9%	1.3%
Climate change	0.0%	0.0%	0.0%	0.9%	0.0%	0.0%	6.7%	0.0%	0.0%	1.4%	2.1%	0.0%	0.0%	0.0%
Agricultural development	40.0%	25.8%	12.5%	25.2%	24.3%	33.9%	13.3%	20.0%	22.2%	32.4%	23.4%	26.7%	36.6%	29.1%
Trade and exports	0.0%	3.2%	0.0%	1.9%	4.1%	5.4%	13.3%	5.0%	0.0%	4.1%	2.1%	0.0%	2.4%	1.3%
Economic growth	20.0%	9.7%	12.5%	15.0%	9.5%	5.4%	26.7%	5.0%	22.2%	5.4%	4.3%	6.7%	12.2%	15.2%
Law and justice	0.0%	3.2%	0.0%	1.9%	2.7%	1.8%	0.0%	5.0%	0.0%	6.8%	4.3%	0.0%	2.4%	3.8%
Regulatory framework	0.0%	3.2%	0.0%	1.9%	0.0%	0.0%	0.0%	0.0%	0.0%	1.4%	4.3%	0.0%	0.0%	1.3%
Communicable/non-communicable disease	0.0%	0.0%	0.0%	1.9%	0.0%	0.0%	0.0%	0.0%	0.0%	2.7%	0.0%	0.0%	0.0%	0.0%
Basic infrastructure	0.0%	22.6%	0.0%	9.3%	10.8%	10.7%	6.7%	10.0%	0.0%	5.4%	8.5%	0.0%	17.1%	11.4%
Natural resource management	0.0%	0.0%	0.0%	1.9%	4.1%	1.8%	0.0%	0.0%	0.0%	1.4%	0.0%	0.0%	0.0%	2.5%
Anti-corruption	20.0%	3.2%	0.0%	4.7%	6.8%	10.7%	20.0%	10.0%	0.0%	10.8%	8.5%	6.7%	9.8%	15.2%
Disaster management	0.0%	0.0%	0.0%	0.0%	0.0%	1.8%	0.0%	0.0%	0.0%	0.0%	0.0%	0.0%	0.0%	0.0%
Global information and communications technology	20.0%	0.0%	12.5%	3.7%	2.7%	1.8%	6.7%	5.0%	0.0%	0.0%	4.3%	0.0%	0.0%	2.5%

**B. Overall Attitudes toward the World Bank (continued)**

When thinking about the World Bank's role, which activity do you believe is of greatest VALUE and which activity is of second greatest value in Benin?

Greatest Value	Office of President/ Prime Minister	Office of Minister	Office of Parliamentarian	Employee of a Ministry	Consultant on Bank project/PMU	Local Government	Bi- or Multi-lateral Agency	Private Sector	Financial Sector/ Private Bank	NGO/ CBO	Media	Faith-Based Group	Academia	Other
Financial resources	20.0%	26.7%	42.9%	39.8%	63.2%	54.9%	42.9%	55.0%	37.5%	48.4%	31.8%	54.5%	53.8%	50.7%
Mobilizing third party financial resources	0.0%	13.3%	14.3%	17.5%	7.4%	13.7%	14.3%	10.0%	25.0%	14.1%	9.1%	18.2%	7.7%	16.9%
Technical assistance	0.0%	6.7%	28.6%	12.6%	5.9%	5.9%	0.0%	5.0%	12.5%	6.3%	15.9%	9.1%	15.4%	4.2%
Policy advice	20.0%	16.7%	0.0%	9.7%	7.4%	11.8%	21.4%	5.0%	0.0%	10.9%	25.0%	18.2%	5.1%	5.6%
Donor coordination	60.0%	13.3%	14.3%	5.8%	5.9%	2.0%	0.0%	0.0%	0.0%	6.3%	4.5%	0.0%	10.3%	5.6%
Data	0.0%	0.0%	0.0%	1.9%	1.5%	2.0%	0.0%	0.0%	0.0%	0.0%	2.3%	0.0%	0.0%	0.0%
Training/capacity building	0.0%	10.0%	0.0%	8.7%	4.4%	9.8%	0.0%	20.0%	25.0%	12.5%	4.5%	0.0%	5.1%	11.3%
Studies/analyses	0.0%	3.3%	0.0%	1.9%	1.5%	0.0%	7.1%	0.0%	0.0%	1.6%	4.5%	0.0%	0.0%	2.8%
Convening/facilitating	0.0%	10.0%	0.0%	1.9%	2.9%	0.0%	14.3%	5.0%	0.0%	0.0%	2.3%	0.0%	2.6%	1.4%
Linkage to non-Bank expertise (i.e., South-South knowledge sharing)	0.0%	0.0%	0.0%	0.0%	0.0%	0.0%	0.0%	0.0%	0.0%	0.0%	0.0%	0.0%	0.0%	2.8%
Other	0.0%	0.0%	0.0%	0.0%	0.0%	0.0%	0.0%	0.0%	0.0%	0.0%	0.0%	0.0%	0.0%	0.0%

When thinking about the World Bank's role, which activity do you believe is of greatest VALUE and which activity is of second greatest value in Benin?

2 <sup>nd</sup> Greatest Value	Office of President/ Prime Minister	Office of Minister	Office of Parliamentarian	Employee of a Ministry	Consultant on Bank project/PMU	Local Government	Bi- or Multi-lateral Agency	Private Sector	Financial Sector/ Private Bank	NGO/ CBO	Media	Faith-Based Group	Academia	Other
Financial resources	0.0%	20.0%	16.7%	12.6%	4.4%	7.8%	21.4%	0.0%	12.5%	6.8%	11.6%	9.1%	10.3%	12.7%
Mobilizing third party financial resources	0.0%	10.0%	16.7%	9.7%	16.2%	3.9%	7.1%	10.0%	0.0%	8.5%	11.6%	9.1%	17.9%	15.5%
Technical assistance	40.0%	10.0%	16.7%	21.4%	25.0%	25.5%	21.4%	40.0%	37.5%	22.0%	20.9%	18.2%	12.8%	9.9%
Policy advice	20.0%	13.3%	16.7%	21.4%	10.3%	17.6%	0.0%	10.0%	37.5%	16.9%	11.6%	9.1%	17.9%	21.1%
Donor coordination	0.0%	6.7%	0.0%	7.8%	8.8%	3.9%	7.1%	10.0%	0.0%	5.1%	2.3%	18.2%	0.0%	5.6%
Data	0.0%	0.0%	0.0%	0.0%	2.9%	3.9%	7.1%	5.0%	0.0%	3.4%	7.0%	0.0%	10.3%	2.8%
Training/capacity building	0.0%	6.7%	16.7%	13.6%	14.7%	23.5%	7.1%	0.0%	0.0%	18.6%	25.6%	27.3%	23.1%	21.1%
Studies/analyses	20.0%	10.0%	16.7%	2.9%	5.9%	5.9%	14.3%	15.0%	0.0%	3.4%	7.0%	0.0%	2.6%	4.2%
Convening/facilitating	20.0%	20.0%	0.0%	8.7%	7.4%	7.8%	7.1%	0.0%	12.5%	10.2%	0.0%	0.0%	2.6%	4.2%
Linkage to non-Bank expertise (i.e., South-South knowledge sharing)	0.0%	3.3%	0.0%	1.0%	4.4%	0.0%	7.1%	5.0%	0.0%	1.7%	2.3%	9.1%	0.0%	2.8%
Other	0.0%	0.0%	0.0%	1.0%	0.0%	0.0%	0.0%	5.0%	0.0%	3.4%	0.0%	0.0%	2.6%	0.0%

Which of the following do you identify as the World Bank's greatest WEAKNESSES in its work in Benin? (Choose no more than TWO)

Percentage of Respondents (Responses Combined)	Office of President/ Prime Minister	Office of Minister	Office of Parliamentarian	Employee of a Ministry	Consultant on Bank project/PMU	Local Government	Bi- or Multi-lateral Agency	Private Sector	Financial Sector/ Private Bank	NGO/ CBO	Media	Faith-Based Group	Academia	Other
Imposing technocratic solutions without regard to political realities	50.0%	36.7%	62.5%	39.2%	30.0%	34.0%	40.0%	21.1%	37.5%	25.4%	43.2%	42.9%	38.2%	35.7%
Not exploring alternative policy options	0.0%	16.7%	25.0%	12.4%	20.0%	7.5%	26.7%	15.8%	0.0%	15.5%	9.1%	7.1%	2.9%	21.4%
Too bureaucratic in its operational policies and procedures	25.0%	26.7%	25.0%	22.7%	21.4%	9.4%	6.7%	15.8%	12.5%	15.5%	25.0%	7.1%	11.8%	12.9%
Staff too inaccessible	0.0%	0.0%	12.5%	9.3%	4.3%	5.7%	20.0%	5.3%	12.5%	4.2%	6.8%	14.3%	8.8%	5.7%
Arrogant in its approach	0.0%	0.0%	0.0%	1.0%	1.4%	0.0%	0.0%	5.3%	0.0%	0.0%	0.0%	0.0%	0.0%	1.4%
Not client focused	0.0%	0.0%	0.0%	0.0%	1.4%	1.9%	0.0%	10.5%	12.5%	7.0%	0.0%	14.3%	8.8%	1.4%
The credibility of its knowledge/data	0.0%	0.0%	0.0%	1.0%	4.3%	0.0%	0.0%	0.0%	0.0%	1.4%	0.0%	0.0%	5.9%	0.0%
Not willing to honestly criticize politics and reform efforts in the country	0.0%	16.7%	12.5%	6.2%	11.4%	13.2%	20.0%	21.1%	0.0%	15.5%	31.8%	14.3%	14.7%	8.6%
Too influenced by developed countries	0.0%	26.7%	12.5%	19.6%	21.4%	45.3%	13.3%	36.8%	87.5%	42.3%	20.5%	28.6%	44.1%	32.9%
Not enough public disclosure of its work	50.0%	16.7%	25.0%	25.8%	15.7%	30.2%	26.7%	15.8%	12.5%	36.6%	27.3%	50.0%	23.5%	30.0%
World Bank processes too slow and complex	75.0%	30.0%	0.0%	30.9%	24.3%	20.8%	20.0%	5.3%	0.0%	11.3%	9.1%	14.3%	0.0%	20.0%
Not aligned with country priorities	0.0%	10.0%	25.0%	9.3%	12.9%	11.3%	0.0%	21.1%	12.5%	4.2%	18.2%	7.1%	17.6%	18.6%
Not aligned with other donors' work	0.0%	10.0%	0.0%	5.2%	8.6%	5.7%	13.3%	0.0%	0.0%	0.0%	0.0%	0.0%	0.0%	4.3%
Other	0.0%	3.3%	0.0%	4.1%	4.3%	1.9%	6.7%	5.3%	0.0%	2.8%	2.3%	0.0%	0.0%	1.4%

**B. Overall Attitudes toward the World Bank (continued)**

Which World Bank instruments do you believe are the MOST effective in reducing poverty in Benin? (Choose no more than TWO)

Percentage of Respondents (Responses Combined)	Office of President/ Prime Minister	Office of Minister	Office of Parliamentarian	Employee of a Ministry	Consultant on Bank project/PMU	Local Government	Bi- or Multi-lateral Agency	Private Sector	Financial Sector/ Private Bank	NGO/ CBO	Media	Faith-Based Group	Academia	Other
Investment lending	40.0%	53.1%	62.5%	66.1%	68.5%	62.5%	73.3%	57.1%	66.7%	65.8%	58.7%	64.3%	81.4%	75.9%
Capacity development	40.0%	34.4%	12.5%	25.7%	23.3%	41.1%	20.0%	33.3%	22.2%	41.1%	32.6%	28.6%	32.6%	29.1%
Policy based lending/ budget support to the Government	40.0%	50.0%	50.0%	33.0%	28.8%	25.0%	20.0%	33.3%	44.4%	24.7%	19.6%	42.9%	23.3%	31.6%
Analytical work	0.0%	6.3%	0.0%	5.5%	1.4%	7.1%	6.7%	9.5%	0.0%	0.0%	2.2%	0.0%	18.6%	3.8%
Technical assistance	20.0%	9.4%	25.0%	20.2%	16.4%	26.8%	26.7%	23.8%	22.2%	15.1%	26.1%	28.6%	16.3%	12.7%
Trust Fund management	0.0%	3.1%	0.0%	2.8%	12.3%	1.8%	6.7%	0.0%	11.1%	2.7%	0.0%	0.0%	4.7%	5.1%
Credits to finance the sector wide approaches (SWAP)	40.0%	25.0%	25.0%	22.9%	24.7%	21.4%	46.7%	23.8%	11.1%	24.7%	32.6%	0.0%	11.6%	16.5%
Loan/grant for rehabilitation and reconstruction in emergency	20.0%	9.4%	0.0%	10.1%	17.8%	3.6%	0.0%	14.3%	22.2%	13.7%	17.4%	14.3%	4.7%	12.7%
Other	0.0%	0.0%	12.5%	0.9%	0.0%	0.0%	0.0%	0.0%	0.0%	2.7%	2.2%	7.1%	0.0%	2.5%
Don't know	0.0%	3.1%	0.0%	4.6%	1.4%	3.6%	0.0%	4.8%	0.0%	2.7%	2.2%	14.3%	2.3%	3.8%

Which World Bank instruments do you believe are LEAST effective in helping to reduce poverty in Benin? (Choose no more than TWO)

Percentage of Respondents (Responses Combined)	Office of President/ Prime Minister	Office of Minister	Office of Parliamentarian	Employee of a Ministry	Consultant on Bank project/PMU	Local Government	Bi- or Multi-lateral Agency	Private Sector	Financial Sector/ Private Bank	NGO/ CBO	Media	Faith-Based Group	Academia	Other
Investment lending	50.0%	6.3%	12.5%	6.9%	6.8%	3.8%	0.0%	4.8%	0.0%	10.1%	4.3%	0.0%	2.9%	4.2%
Capacity development	0.0%	15.6%	50.0%	13.9%	13.5%	9.4%	13.3%	14.3%	0.0%	14.5%	10.9%	13.3%	8.6%	4.2%
Policy based lending/ budget support to the Government	50.0%	9.4%	0.0%	25.7%	29.7%	28.3%	46.7%	28.6%	33.3%	27.5%	52.2%	13.3%	34.3%	26.4%
Analytical work	25.0%	21.9%	37.5%	11.9%	27.0%	18.9%	13.3%	23.8%	33.3%	17.4%	15.2%	20.0%	17.1%	13.9%
Technical assistance	25.0%	31.3%	37.5%	21.8%	23.0%	18.9%	6.7%	9.5%	33.3%	14.5%	13.0%	13.3%	8.6%	15.3%
Trust Fund management	25.0%	21.9%	12.5%	17.8%	13.5%	18.9%	13.3%	14.3%	50.0%	21.7%	23.9%	20.0%	34.3%	20.8%
Credits to finance the sector wide approaches (SWAP)	0.0%	6.3%	0.0%	6.9%	5.4%	5.7%	0.0%	0.0%	16.7%	10.1%	6.5%	13.3%	11.4%	6.9%
Loan/grant for rehabilitation and reconstruction in emergency	0.0%	15.6%	12.5%	17.8%	17.6%	9.4%	20.0%	19.0%	33.3%	17.4%	15.2%	6.7%	22.9%	16.7%
Other	0.0%	0.0%	0.0%	0.0%	1.4%	1.9%	0.0%	4.8%	0.0%	1.4%	4.3%	0.0%	2.9%	1.4%
Don't know	0.0%	31.3%	12.5%	31.7%	24.3%	37.7%	33.3%	23.8%	0.0%	24.6%	21.7%	46.7%	8.6%	34.7%

In addition to the regular relations with the national government as its main interlocutor, which TWO of the following groups should the World Bank collaborate with more in your country to ensure better development results there? (Choose no more than TWO)?

Percentage of Respondents (Responses Combined)	Office of President/ Prime Minister	Office of Minister	Office of Parliamentarian	Employee of a Ministry	Consultant on Bank project/PMU	Local Government	Bi- or Multi-lateral Agency	Private Sector	Financial Sector/ Private Bank	NGO/ CBO	Media	Faith-Based Group	Academia	Other
NGOs	75.0%	28.1%	12.5%	34.3%	32.4%	35.7%	14.3%	38.1%	66.7%	82.4%	45.7%	46.7%	32.6%	32.5%
Local Government	50.0%	43.8%	25.0%	46.3%	39.2%	42.9%	42.9%	42.9%	22.2%	21.6%	23.9%	6.7%	30.2%	63.6%
Beneficiaries	0.0%	25.0%	25.0%	30.6%	33.8%	33.9%	21.4%	19.0%	22.2%	24.3%	15.2%	6.7%	25.6%	19.5%
Private sector	50.0%	53.1%	37.5%	38.9%	41.9%	23.2%	21.4%	61.9%	11.1%	27.0%	32.6%	13.3%	32.6%	19.5%
Community Based Organizations (CBOs)	0.0%	25.0%	25.0%	20.4%	28.4%	35.7%	42.9%	19.0%	33.3%	21.6%	21.7%	20.0%	16.3%	29.9%
Donor community	25.0%	0.0%	0.0%	8.3%	8.1%	10.7%	42.9%	4.8%	11.1%	5.4%	4.3%	6.7%	4.7%	11.7%
Foundations	0.0%	0.0%	0.0%	0.0%	0.0%	0.0%	7.1%	0.0%	11.1%	2.7%	0.0%	0.0%	2.3%	1.3%
Academia/think tanks/research institutes	0.0%	9.4%	25.0%	6.5%	6.8%	8.9%	0.0%	14.3%	22.2%	8.1%	6.5%	6.7%	39.5%	6.5%
Parliament	0.0%	3.1%	50.0%	4.6%	4.1%	1.8%	7.1%	0.0%	0.0%	0.0%	4.3%	0.0%	4.7%	2.6%
Media	0.0%	0.0%	0.0%	3.7%	1.4%	0.0%	0.0%	0.0%	0.0%	4.1%	45.7%	0.0%	7.0%	1.3%
Faith based organizations	0.0%	3.1%	0.0%	1.9%	1.4%	0.0%	0.0%	0.0%	0.0%	1.4%	0.0%	73.3%	2.3%	3.9%
Other	0.0%	3.1%	0.0%	1.9%	0.0%	0.0%	0.0%	0.0%	0.0%	1.4%	0.0%	6.7%	2.3%	1.3%

**B. Overall Attitudes toward the World Bank (continued)**

To what extent do you agree with the following statements about the World Bank's work in Benin, on a ten point scale? (1-Strongly disagree, 10-Strongly agree)

Overall Attitudes toward the World Bank

	Which of the following best describes your current position?																																									
	Office of the President/Prime Minister			Office of Minister			Office of Parliamentarian			Employee of Ministry			Consultant on Bank Project/PMU			Local Government			Bilateral/Multilateral Agency			Private Sector			Financial Sector/Private Bank			NGO/CBO			Media			Faith-Based Group			Academia			Other		
	N	Mean	SD	N	Mean	SD	N	Mean	SD	N	Mean	SD	N	Mean	SD	N	Mean	SD	N	Mean	SD	N	Mean	SD	N	Mean	SD	N	Mean	SD	N	Mean	SD	N	Mean	SD	N	Mean	SD	N	Mean	SD
Overall the World Bank currently plays a relevant role in development in Benin	5	7.40	.55	32	7.16	2.14	7	6.29	3.59	101	7.25	1.92	73	7.89	1.93	49	7.08	2.00	15	7.27	1.62	21	6.57	2.04	8	8.25	1.75	71	7.73	2.04	45	6.73	2.10	11	7.09	2.84	43	7.23	2.00	70	6.93	2.26
The World Bank's work is aligned with what I consider the development priorities for this country	5	7.00	1.22	31	6.52	2.10	5	5.20	3.11	99	6.55	2.20	68	7.26	2.06	47	6.40	2.10	15	6.73	1.62	21	5.71	2.19	7	6.57	2.51	65	6.86	2.51	43	6.09	2.29	9	6.44	2.92	39	6.10	2.07	68	6.06	2.48
The World Bank supports programs and strategies that are realistic for Benin	4	7.75	.96	30	6.70	2.25	7	7.71	2.63	97	6.84	1.95	69	7.48	2.00	47	6.79	2.15	14	6.71	1.59	20	5.95	1.88	7	7.86	1.46	69	7.23	2.31	40	6.53	2.17	10	7.20	1.99	38	6.61	2.18	69	6.49	2.49
The World Bank treats clients and stakeholders in Benin with respect	3	7.67	.58	31	6.71	2.42	5	4.80	2.28	91	7.02	1.96	66	7.56	2.08	44	6.82	2.01	14	6.93	1.98	20	6.75	1.97	7	7.86	1.21	60	7.72	2.22	35	7.26	2.05	10	7.30	2.41	34	7.03	2.34	58	6.48	2.58

To what extent is the World Bank an effective development partner in Benin in terms of..., on a ten point scale? (1-To no degree at all, 10-To a very significant degree)

Overall Attitudes toward the World Bank

	Which of the following best describes your current position?																																									
	Office of the President/Prime Minister			Office of Minister			Office of Parliamentarian			Employee of Ministry			Consultant on Bank Project/PMU			Local Government			Bilateral/Multilateral Agency			Private Sector			Financial Sector/Private Bank			NGO/CBO			Media			Faith-Based Group			Academia			Other		
	N	Mean	SD	N	Mean	SD	N	Mean	SD	N	Mean	SD	N	Mean	SD	N	Mean	SD	N	Mean	SD	N	Mean	SD	N	Mean	SD	N	Mean	SD	N	Mean	SD	N	Mean	SD	N	Mean	SD	N	Mean	SD
Follow up and follow through	5	7.60	.89	31	6.87	2.05	6	7.83	1.72	93	7.35	1.83	63	7.70	1.69	47	7.30	1.96	13	6.82	1.76	21	6.67	1.68	7	7.43	1.62	62	7.68	2.11	41	7.32	2.13	11	8.73	.65	37	7.08	1.71	68	7.15	2.10
Responsiveness	3	7.67	.58	27	6.00	2.30	4	5.50	3.11	75	6.43	2.10	57	6.81	1.97	39	6.26	2.20	10	6.20	1.32	18	6.22	1.86	3	7.00	2.00	48	6.40	2.16	32	6.22	2.46	7	6.14	2.67	28	6.00	1.72	52	6.52	2.03
Flexibility (in terms of the institution's products and services)	3	8.00	1.00	26	5.46	2.53	4	4.25	3.40	76	5.67	2.16	57	6.37	2.06	40	5.75	2.24	11	6.09	1.70	16	5.50	1.75	6	6.87	1.86	50	5.96	2.28	35	5.03	2.26	6	5.67	2.80	28	5.18	1.98	55	5.64	2.02
Flexibility (in terms of changing country circumstances)	5	7.60	.89	27	5.85	2.54	4	4.00	2.94	75	5.85	1.94	54	6.56	1.86	42	5.81	2.18	12	5.75	1.54	18	5.83	1.50	5	6.80	1.64	50	5.58	2.50	33	5.55	2.27	7	6.00	2.58	28	5.00	1.89	58	5.81	2.15
Being inclusive*	2	6.00	1.41	25	5.92	2.29	4	3.50	3.00	67	6.07	1.95	48	6.90	1.80	39	6.15	2.03	8	6.13	1.46	16	6.19	1.47	4	6.25	1.89	47	7.19	1.62	32	6.44	2.27	5	7.00	1.00	25	5.84	1.40	49	5.84	2.25
Openness (sharing data and other information)*	3	7.33	1.53	28	6.39	2.23	6	6.67	3.20	91	7.18	2.03	62	7.69	1.90	43	6.49	1.76	13	6.92	2.33	21	5.86	1.74	6	6.83	1.72	62	7.29	2.40	42	6.83	2.56	11	6.27	2.45	32	6.56	2.17	62	6.47	2.53
Staff accessibility*	3	6.00	1.00	29	6.79	2.11	5	6.40	2.70	88	5.97	2.20	62	7.21	2.33	44	6.50	2.15	12	5.50	1.98	20	5.95	2.04	6	5.83	3.19	56	6.34	2.50	39	5.74	2.93	9	4.89	2.93	28	5.75	2.22	60	5.68	2.73
Straightforwardness and honesty	1	8.00		29	6.86	2.15	2	7.50	.71	77	7.14	2.28	55	8.00	1.89	39	7.21	1.96	10	7.40	1.43	17	7.29	1.90	6	6.83	2.04	47	7.98	2.14	25	7.04	1.95	10	7.90	2.60	29	7.79	2.21	54	7.54	1.98
Collaboration with groups outside of the Government	4	7.25	.50	26	6.62	2.12	5	5.20	3.03	71	6.80	2.18	52	7.00	1.87	44	6.32	2.33	10	5.70	1.49	20	5.90	2.15	5	6.60	1.52	63	6.73	2.67	38	6.82	2.56	10	6.40	2.22	28	6.43	2.20	56	6.54	2.46
Collaboration with the Government	5	8.40	.55	27	7.56	1.72	8	8.38	.92	90	8.39	1.56	60	8.43	1.70	45	8.07	1.79	12	8.00	1.21	19	7.74	1.85	5	7.40	1.14	66	8.48	2.00	44	7.70	1.91	12	8.83	.72	36	8.33	1.77	66	8.32	1.79
Collaboration with other donors	5	8.20	1.10	27	7.37	2.15	4	8.50	1.73	77	7.75	1.98	55	8.16	1.54	40	7.28	2.15	15	6.53	2.13	15	7.13	1.81	4	6.75	2.22	48	7.75	2.42	35	7.69	1.91	5	7.20	2.59	27	7.63	1.88	41	7.63	2.02

\*Significantly different between stakeholder groups

When World Bank assisted reform efforts fail or are slow to take place, which TWO of the following would you attribute this to? (Choose no more than TWO)

Percentage of Respondents (Responses Combined)	Office of President/Prime Minister	Office of Minister	Office of Parliamentarian	Employee of a Ministry	Consultant on Bank project/PMU	Local Government	Bi- or Multi-lateral Agency	Private Sector	Financial Sector/Private Bank	NGO/CBO	Media	Faith-Based Group	Academia	Other
The World Bank works inefficiently/too slowly	20.0%	9.7%	25.0%	4.8%	4.2%	3.8%	0.0%	14.3%	11.1%	4.3%	2.1%	6.7%	2.7%	2.7%
The Government works inefficiently/too slowly	40.0%	12.9%	50.0%	32.4%	51.4%	28.3%	13.3%	33.3%	0.0%	38.6%	48.9%	40.0%	51.4%	34.2%
There is not an adequate level of citizen/civil society participation	60.0%	45.2%	37.5%	29.5%	31.9%	43.4%	40.0%	33.3%	44.4%	55.7%	40.4%	60.0%	32.4%	41.1%
Poor donor coordination	0.0%	0.0%	0.0%	2.9%	6.9%	3.8%	20.0%	9.5%	11.1%	2.9%	2.1%	0.0%	10.8%	1.4%
The World Bank does not do adequate follow through/follow-up	0.0%	3.2%	0.0%	1.9%	1.4%	11.3%	0.0%	4.8%	11.1%	5.7%	17.0%	6.7%	16.2%	9.6%
Lack of/inadequate levels of capacity in Government	20.0%	35.5%	12.5%	29.5%	23.6%	17.0%	20.0%	33.3%	22.2%	17.1%	23.4%	13.3%	10.8%	17.8%
Political pressures and obstacles	20.0%	38.7%	12.5%	42.9%	41.7%	41.5%	33.3%	38.1%	44.4%	34.3%	34.0%	33.3%	35.1%	42.5%
Reforms are not well thought out in light of country challenges	20.0%	41.9%	62.5%	46.7%	30.6%	35.8%	66.7%	19.0%	55.6%	34.3%	27.7%	33.3%	24.3%	42.5%
Other	20.0%	3.2%	0.0%	1.0%	0.0%	3.8%	6.7%	0.0%	0.0%	1.4%	0.0%	6.7%	0.0%	0.0%

**C. World Bank Effectiveness and Results**

**World Bank Effectiveness and Results**

Which of the following best describes your current position?

	Office of the President/Prime Minister			Office of Minister			Office of Parliamentarian			Employee of Ministry			Consultant on Bank Project/PMU			Local Government			Bilateral/Multilateral Agency			Private Sector			Financial Sector/Private Bank			NGO/CBO			Media			Faith-Based Group			Academia			Other		
	N	Mean	SD	N	Mean	SD	N	Mean	SD	N	Mean	SD	N	Mean	SD	N	Mean	SD	N	Mean	SD	N	Mean	SD	N	Mean	SD	N	Mean	SD	N	Mean	SD	N	Mean	SD	N	Mean	SD			
	To what degree does the World Bank's work help achieve sustainable development results in Benin?	5	7.80	1.30	32	7.03	1.96	7	6.29	2.87	101	7.07	1.86	68	7.62	1.78	44	7.09	1.94	12	6.83	1.70	21	6.24	1.92	8	7.75	1.67	70	7.30	2.33	39	6.51	1.88	12	7.33	3.06	40	6.65	1.92	71	6.93

(1-To no degree at all, 10-To a very significant degree)

**How effective do you believe the World Bank is in terms of the work it does in the following areas of development in Benin, on a ten point scale? (1-Not effective at all, 10-Very effective)**

**World Bank Effectiveness and Results**

Which of the following best describes your current position?

	Office of the President/Prime Minister			Office of Minister			Office of Parliamentarian			Employee of Ministry			Consultant on Bank Project/PMU			Local Government			Bilateral/Multilateral Agency			Private Sector			Financial Sector/Private Bank			NGO/CBO			Media			Faith-Based Group			Academia			Other		
	N	Mean	SD	N	Mean	SD	N	Mean	SD	N	Mean	SD	N	Mean	SD	N	Mean	SD	N	Mean	SD	N	Mean	SD	N	Mean	SD	N	Mean	SD	N	Mean	SD	N	Mean	SD	N	Mean	SD	N	Mean	SD
	Anti-corruption*	4	5.25	2.63	24	5.75	2.42	7	3.71	2.89	72	4.85	2.47	49	5.98	2.56	41	4.78	2.64	10	5.70	1.89	18	4.39	2.20	8	7.00	2.10	57	4.88	2.58	39	5.62	2.68	10	4.20	2.53	24	3.88	2.21	55	5.15
Global information and communications technology	2	6.00	.00	18	5.72	2.05	5	4.80	3.27	65	6.06	1.85	47	6.60	2.18	31	5.55	1.86	10	6.10	1.29	15	5.13	2.33	7	6.71	1.89	42	5.71	2.37	34	5.65	2.31	8	6.38	1.41	21	4.90	2.17	43	5.65	2.73
Transport	5	7.80	.84	23	6.09	2.45	6	6.00	3.41	82	6.74	1.78	62	7.39	2.00	41	6.59	1.92	10	5.90	1.85	19	6.05	2.17	7	7.86	.69	57	6.58	2.36	35	6.89	1.89	9	7.22	1.72	28	6.61	2.02	56	6.59	2.03
Law and justice*	2	7.00	1.41	21	6.76	2.26	5	4.60	2.70	60	5.80	2.10	40	6.02	1.97	32	5.75	2.03	8	5.38	2.00	15	5.07	2.25	7	5.14	1.95	41	5.61	2.35	27	5.81	2.15	5	3.20	2.17	20	4.25	1.83	37	6.32	2.30
Urban development	3	6.67	1.53	20	6.95	2.48	6	4.67	2.34	74	6.42	2.01	55	6.96	1.88	37	6.03	1.88	9	6.11	1.76	18	6.11	2.19	8	6.75	1.98	51	6.18	2.06	33	6.12	1.98	8	6.13	2.30	25	5.60	1.87	49	6.59	1.88
Environmental sustainability*	1	5.00	.00	22	6.55	2.30	3	3.33	2.08	64	6.27	2.00	49	6.84	2.02	30	6.37	2.19	10	5.80	1.62	15	5.53	1.96	7	6.71	1.60	46	6.04	2.04	32	6.37	2.18	5	4.40	2.61	22	4.86	2.25	41	6.24	2.02
Regulatory framework*	2	6.00	.00	23	7.30	1.72	6	4.67	2.07	68	6.43	2.03	51	6.75	2.05	31	5.71	2.04	11	5.91	1.04	17	6.06	2.08	8	6.63	1.30	45	6.07	2.19	30	6.23	2.03	6	5.00	1.41	22	5.36	2.01	39	6.23	2.33
Basic infrastructure	4	6.75	.50	25	7.08	1.91	6	6.83	2.32	84	6.54	1.68	62	7.40	1.83	40	6.40	1.82	12	6.83	1.47	20	6.15	2.37	8	7.25	1.67	61	6.82	2.27	35	6.69	1.94	9	7.44	1.42	37	6.86	2.03	61	6.75	2.27
Communicable/non-communicable disease	5	7.60	1.95	21	6.71	2.08	7	7.00	1.63	78	7.29	1.98	48	7.17	2.07	40	7.05	1.91	8	7.00	2.14	16	5.75	2.44	7	7.29	1.70	55	7.45	2.30	36	6.47	1.90	8	6.88	1.82	34	6.62	2.35	61	7.10	2.25
Poverty reduction*	4	6.25	.50	29	6.93	1.79	6	5.00	2.28	94	6.63	2.09	63	7.25	1.95	45	6.09	2.19	10	6.60	1.51	19	5.63	2.79	8	6.63	1.60	64	7.16	2.37	39	6.64	2.10	13	5.23	2.49	38	6.79	1.96	68	6.51	2.57
Gender	2	8.00	1.41	20	6.40	2.30	4	5.50	3.11	66	6.05	1.86	47	6.45	1.79	34	5.88	2.40	10	4.80	2.10	17	4.76	2.41	7	6.00	1.41	49	5.78	2.38	33	6.06	1.56	7	5.86	2.12	21	5.48	2.34	44	5.73	2.56
Domestic private sector development*	2	6.00	.00	21	6.33	2.08	6	3.83	2.32	57	5.56	1.88	43	6.35	1.90	38	5.58	2.07	12	6.08	1.31	17	5.00	2.47	6	5.67	1.86	53	5.53	2.33	34	5.74	2.08	5	4.00	2.74	21	4.52	1.97	54	5.46	2.33
Foreign investment	3	6.33	.58	18	6.33	1.61	5	5.20	2.77	55	5.65	2.09	39	5.95	1.83	32	5.69	2.02	8	6.50	.76	17	5.29	1.79	8	6.38	1.30	29	5.34	2.19	33	6.18	1.94	5	5.40	2.07	19	4.63	1.92	29	6.10	2.35
Water and sanitation	3	8.33	1.53	24	7.04	1.49	7	7.43	1.62	83	6.57	1.78	56	7.11	1.86	39	6.56	1.76	9	7.11	1.36	16	5.88	1.93	9	7.00	1.50	55	6.89	1.95	35	6.74	1.77	9	7.44	2.01	28	6.68	1.83	58	6.52	2.01
Trade and exports				18	5.72	1.93	5	3.60	1.67	51	5.27	1.86	39	6.00	1.76	31	5.48	2.01	11	6.00	1.10	13	5.77	2.13	6	6.17	1.60	27	4.96	2.61	28	5.04	1.53	6	4.50	2.59	19	4.79	1.81	30	5.27	2.24
Economic growth	2	6.50	.71	25	7.08	2.10	6	4.33	1.97	75	6.40	2.00	52	6.65	1.81	37	6.05	1.94	11	6.73	1.27	16	5.38	2.63	8	5.75	1.67	49	6.37	2.48	36	6.08	1.95	6	4.67	3.08	33	6.00	1.90	62	5.95	2.41
Energy*	2	6.50	.71	24	6.50	2.21	7	5.43	2.51	72	5.90	1.97	54	6.93	1.99	38	5.26	2.29	10	5.90	1.79	16	5.31	1.70	8	6.25	1.98	46	5.89	2.26	36	6.11	1.91	9	5.56	2.92	21	4.62	2.38	51	5.31	2.50
Disaster management				18	5.11	2.25	6	4.00	2.00	51	5.35	2.19	37	5.59	2.03	27	4.41	2.08	6	5.83	1.17	12	4.83	1.95	6	6.33	1.97	31	4.61	2.16	29	5.62	1.82	3	5.67	2.08	14	4.14	2.54	38	5.66	2.59
Monitoring and evaluation	5	8.00	.71	24	7.25	1.75	6	5.00	2.83	80	7.16	2.01	56	7.21	1.90	41	6.51	2.30	11	6.45	1.57	17	7.12	2.23	7	6.86	.90	51	7.02	2.10	34	6.59	2.16	8	6.75	3.54	27	6.15	2.33	59	6.88	2.20
Public financial management	4	7.25	.50	25	7.28	2.35	7	5.14	3.34	73	6.74	2.19	48	7.21	1.80	38	6.03	2.49	13	6.46	1.33	16	6.13	1.89	9	6.33	2.12	47	6.38	2.48	36	6.22	2.29	4	6.00	3.37	21	5.76	2.23	50	6.56	2.47
Labor markets/job creation/employment	1	5.00	.00	21	4.86	2.10	7	3.71	2.36	65	4.80	2.27	44	5.77	1.95	31	4.65	2.35	8	5.50	1.69	14	4.07	1.59	8	4.75	2.25	47	5.09	2.51	31	5.06	2.03	8	4.25	2.55	20	4.30	1.98	44	4.25	2.53
Financial markets	1	4.00	.00	16	5.88	2.13	5	6.00	3.16	56	5.59	2.28	36	5.53	1.98	25	5.48	2.10	8	5.13	1.25	12	4.42	1.88	5	7.00	1.22	33	6.24	2.36	31	6.00	1.83	3	6.67	2.08	20	5.05	1.99	43	5.28	2.44
Equality of opportunity	1	4.00	.00	19	5.84	2.57	6	3.67	2.42	56	5.07	2.36	40	6.23	2.20	32	5.03	2.65	10	5.50	2.07	13	5.15	2.48	7	4.71	3.09	39	5.56	2.36	28	5.39	2.01	5	5.00	2.12	20	3.95	2.19	35	5.43	2.27
Health	5	8.40	1.14	26	7.38	2.00	7	8.14	1.07	85	7.34	1.94	62	7.85	1.49	48	7.17	1.94	9	7.22	1.99	18	6.56	2.20	9	7.33	1.87	60	7.73	1.86	36	6.92	1.92	9	6.67	2.60	38	7.11	2.01	65	7.22	2.34
Rural development*	4	6.75	.50	24	6.71	1.94	7	4.43	1.81	79	6.70	1.86	56	7.46	1.68	40	6.55	1.91	10	7.00	1.56	19	6.11	2.02	9	7.22	1.64	57	6.47	2.18	37	6.35	1.89	9	5.89	2.52	32	5.75	2.27	57	5.88	2.32
Global integration	1	4.00	.00	19	6.37	1.83	5	4.40	2.41	57	6.02	2.23	41	6.29	2.08	33	5.39	2.15	7	5.71	.76	10	6.60	2.01	7	6.14	1.86	30	6.50	2.33	29	5.90	2.30	5	4.60	1.95	16	5.44	2.28	37	6.11	2.70
Food security	3	5.67	.56	23	6.78	1.65	7	6.14	1.86	67	6.13	1.85	50	6.34	1.93	41	6.17	2.20	10	6.50	2.17	16	5.81	2.54	9	6.00	2.18	55	6.42	2.42	36	6.58	1.90	9	5.33	2.60	31	6.19	2.09	59	6.03	2.50
Education	5	6.60	2.30	28	7.29	2.24	7	6.14	2.41	87	6.90	1.68	63	7.27	1.96	45	7.07	1.90	10	6.70	1.83	16	7.06	1.61	9	6.78	2.44	62	7.26	2.01	39	7.00	2.05	10	6.40	2.12	37	6.65	2.10	66	6.53	2.19
Social protection	2	6.50	4.95	20	5.75	1.65	6																																			

### D. The World Bank's Knowledge

When thinking about the development challenges in Benin, where do you believe it would be most valuable for the World Bank to focus its research and knowledge efforts in the next few years? (Choose no more than THREE)

Percentage of Respondents (Responses Combined)	Office of President/ Prime Minister	Office of Minister	Office of Parliamen- tarian	Employee of a Ministry	Consultant on Bank project/PMU	Local Government	Bi- or Multi- lateral Agency	Private Sector	Financial Sector/ Private Bank	NGO/ CBO	Media	Faith- Based Group	Academia	Other
Public sector governance	20.0%	18.8%	25.0%	21.3%	16.2%	18.2%	20.0%	9.5%	22.2%	16.4%	26.1%	20.0%	18.6%	12.8%
Gender	0.0%	0.0%	0.0%	3.7%	5.4%	1.8%	0.0%	0.0%	0.0%	5.5%	6.5%	6.7%	2.3%	2.6%
Domestic private sector development	40.0%	31.3%	12.5%	26.9%	18.9%	20.0%	33.3%	28.6%	33.3%	26.0%	34.8%	33.3%	30.2%	25.6%
Foreign investment	0.0%	6.3%	0.0%	0.0%	1.4%	3.6%	13.3%	4.8%	11.1%	5.5%	0.0%	0.0%	2.3%	1.3%
Water and sanitation	40.0%	3.1%	25.0%	12.0%	6.8%	16.4%	6.7%	0.0%	11.1%	8.2%	10.9%	13.3%	7.0%	12.8%
Trade and exports	20.0%	3.1%	0.0%	4.6%	4.1%	5.5%	6.7%	4.8%	0.0%	2.7%	2.2%	0.0%	9.3%	5.1%
Economic growth	0.0%	15.6%	50.0%	16.7%	13.5%	16.4%	13.3%	4.8%	22.2%	8.2%	4.3%	13.3%	14.0%	17.9%
Energy	40.0%	18.8%	37.5%	29.6%	29.7%	20.0%	6.7%	14.3%	33.3%	17.8%	26.1%	20.0%	23.3%	16.7%
Disaster management	0.0%	0.0%	0.0%	0.0%	0.0%	3.6%	0.0%	0.0%	0.0%	4.1%	0.0%	0.0%	2.3%	1.3%
Monitoring and evaluation	0.0%	3.1%	0.0%	4.6%	2.7%	12.7%	0.0%	0.0%	0.0%	2.7%	2.2%	0.0%	4.7%	3.8%
Education	20.0%	40.6%	12.5%	25.9%	24.3%	25.5%	6.7%	42.9%	11.1%	32.9%	30.4%	40.0%	37.2%	35.9%
Social protection	0.0%	6.3%	0.0%	1.9%	0.0%	5.5%	6.7%	0.0%	0.0%	5.5%	4.3%	6.7%	2.3%	2.6%
Climate change	0.0%	6.3%	12.5%	8.3%	0.0%	1.8%	6.7%	4.8%	11.1%	6.8%	10.9%	0.0%	4.7%	7.7%
Poverty reduction	0.0%	9.4%	0.0%	13.9%	20.3%	21.8%	13.3%	14.3%	33.3%	16.4%	6.5%	33.3%	11.6%	15.4%
Law and justice	0.0%	3.1%	0.0%	1.9%	2.7%	1.8%	6.7%	9.5%	0.0%	4.1%	10.9%	0.0%	4.7%	2.6%
Anti-corruption	0.0%	6.3%	12.5%	6.5%	10.8%	10.9%	20.0%	14.3%	22.2%	15.1%	23.9%	20.0%	7.0%	17.9%
Financial markets	0.0%	0.0%	12.5%	0.0%	1.4%	1.8%	0.0%	0.0%	0.0%	0.0%	0.0%	0.0%	0.0%	1.3%
Equality of opportunity	0.0%	3.1%	0.0%	1.9%	2.7%	0.0%	6.7%	0.0%	0.0%	2.7%	4.3%	0.0%	0.0%	1.3%
Urban development	0.0%	6.3%	0.0%	0.9%	0.0%	1.8%	6.7%	4.8%	0.0%	1.4%	0.0%	0.0%	0.0%	0.0%
Regional integration	0.0%	0.0%	0.0%	0.9%	1.4%	1.8%	0.0%	0.0%	0.0%	0.0%	0.0%	0.0%	0.0%	1.3%
Global information and communications technology	20.0%	0.0%	12.5%	4.6%	5.4%	5.5%	0.0%	0.0%	0.0%	2.7%	6.5%	0.0%	7.0%	5.1%
Transport	20.0%	12.5%	0.0%	18.5%	29.7%	14.5%	20.0%	9.5%	22.2%	5.5%	6.5%	13.3%	11.6%	10.3%
Agricultural development	20.0%	28.1%	37.5%	21.3%	31.1%	29.1%	20.0%	38.1%	11.1%	32.9%	30.4%	26.7%	27.9%	26.9%
Natural resource management	0.0%	3.1%	0.0%	6.5%	2.7%	0.0%	6.7%	19.0%	11.1%	6.8%	2.2%	6.7%	0.0%	2.6%
Public financial management	0.0%	15.6%	12.5%	1.9%	5.4%	3.6%	26.7%	23.8%	0.0%	4.1%	4.3%	6.7%	11.6%	3.8%
Labor markets/job creation/employment	0.0%	18.8%	0.0%	5.6%	6.8%	1.8%	13.3%	4.8%	11.1%	9.6%	8.7%	6.7%	14.0%	9.0%
Health	20.0%	21.9%	12.5%	22.2%	21.6%	16.4%	6.7%	19.0%	33.3%	19.2%	21.7%	13.3%	23.3%	17.9%
Rural development	20.0%	0.0%	0.0%	17.6%	9.5%	14.5%	6.7%	14.3%	0.0%	8.2%	8.7%	13.3%	16.3%	19.2%
Global integration	0.0%	0.0%	0.0%	0.0%	0.0%	0.0%	0.0%	0.0%	0.0%	0.0%	2.2%	0.0%	0.0%	0.0%
Food security	0.0%	3.1%	0.0%	4.6%	5.4%	3.6%	13.3%	0.0%	0.0%	6.8%	2.2%	6.7%	4.7%	3.8%
Environmental sustainability	0.0%	0.0%	0.0%	4.6%	4.1%	5.5%	0.0%	0.0%	0.0%	6.8%	0.0%	0.0%	0.0%	3.8%
Regulatory framework	0.0%	0.0%	0.0%	1.9%	0.0%	1.8%	6.7%	4.8%	0.0%	0.0%	0.0%	0.0%	0.0%	1.3%
Basic infrastructure	20.0%	9.4%	12.5%	5.6%	10.8%	7.3%	6.7%	0.0%	0.0%	6.8%	2.2%	0.0%	2.3%	7.7%
Communicable/non-communicable disease	0.0%	0.0%	0.0%	0.9%	1.4%	1.8%	0.0%	4.8%	0.0%	5.5%	0.0%	0.0%	0.0%	2.6%

**D. The World Bank's Knowledge (continued)**

How effective do you believe the World Bank's knowledge and research are at ...? (1-Not effective at all, 10-Very effective)

**The World Bank's Knowledge**

Which of the following best describes your current position?

	Office of the President/Prime Minister			Office of Minister			Office of Parliamentarian			Employee of Ministry			Consultant on Bank Project/PMU			Local Government			Bilateral/Multilateral Agency			Private Sector			Financial Sector/Private Bank			NGO/CBO			Media			Faith-Based Group			Academia			Other		
	N	Mean	SD	N	Mean	SD	N	Mean	SD	N	Mean	SD	N	Mean	SD	N	Mean	SD	N	Mean	SD	N	Mean	SD	N	Mean	SD	N	Mean	SD	N	Mean	SD	N	Mean	SD	N	Mean	SD	N	Mean	SD
	Raising your awareness of the particular topic	2	6.00	1.41	24	6.33	2.18	4	6.75	3.77	79	6.73	1.86	48	6.81	1.91	34	5.53	2.16	11	6.64	1.75	14	6.14	1.99	7	5.57	2.15	47	6.51	2.32	32	6.28	2.36	9	7.11	2.80	30	5.33	2.32	49	6.69
Stimulating public debate/dialogue	2	6.50	.71	24	6.50	2.27	5	5.40	4.34	72	6.56	1.88	47	6.62	1.98	36	5.67	1.90	12	6.00	1.95	15	6.33	2.16	7	6.14	2.04	56	6.61	2.46	34	5.71	2.49	8	7.50	3.25	27	5.30	2.18	48	6.67	2.18
Enhancing your knowledge and/or skills	3	8.00	1.00	28	6.61	2.42	6	7.33	3.08	88	6.99	1.87	56	7.68	1.69	45	6.71	1.89	11	7.45	1.44	15	6.67	1.68	7	6.00	2.89	57	6.96	2.47	40	6.90	2.34	9	7.22	2.54	33	6.33	2.27	58	6.67	2.48
Contributing to good policy making	2	8.00	1.41	29	7.38	2.09	5	5.60	3.78	86	7.14	1.81	56	7.36	1.94	40	6.50	1.83	12	7.17	1.34	17	6.76	1.99	7	6.71	2.36	58	6.97	2.43	35	6.66	2.24	11	7.55	2.25	33	6.21	2.43	57	6.77	2.41
Providing support for program implementation	3	8.67	1.53	28	7.54	1.71	5	7.80	3.03	89	7.58	1.66	62	8.02	1.51	42	6.95	1.58	10	8.10	1.52	14	6.93	2.16	7	7.57	1.99	62	7.55	2.01	34	7.18	1.90	9	7.44	2.65	34	6.79	2.07	59	7.14	2.10

To what extent do you believe that the World Bank's knowledge and research ...? (1-To no degree at all, 10-To a very significant degree)

**The World Bank's Knowledge**

Which of the following best describes your current position?

	Office of the President/Prime Minister			Office of Minister			Office of Parliamentarian			Employee of Ministry			Consultant on Bank Project/PMU			Local Government			Bilateral/Multilateral Agency			Private Sector			Financial Sector/Private Bank			NGO/CBO			Media			Faith-Based Group			Academia			Other					
	N	Mean	SD	N	Mean	SD	N	Mean	SD	N	Mean	SD	N	Mean	SD	N	Mean	SD	N	Mean	SD	N	Mean	SD	N	Mean	SD	N	Mean	SD	N	Mean	SD	N	Mean	SD	N	Mean	SD	N	Mean	SD	N	Mean	SD
	Are timely	3	8.00	1.00	25	6.76	1.88	5	5.60	2.97	75	6.77	1.71	52	6.75	2.09	33	6.42	1.90	5	7.20	1.30	16	6.44	1.86	7	7.14	1.86	37	7.11	2.07	23	7.13	2.10	4	6.75	1.26	21	6.38	2.18	39	6.62	2.40		
Include appropriate level of stakeholder involvement during preparation	4	7.00	1.41	27	6.30	2.30	7	6.00	3.06	85	6.82	1.95	57	7.26	1.70	37	6.70	2.26	7	7.00	.82	16	6.25	2.05	8	7.00	1.31	52	6.62	2.63	26	6.50	2.23	8	6.50	2.67	25	5.76	2.33	54	6.11	2.40			
Are relevant to Benin's development priorities	5	7.60	1.34	29	6.52	2.26	6	5.67	3.44	90	6.90	1.75	57	7.28	1.89	41	6.51	1.78	12	7.33	1.07	18	6.17	2.28	7	6.29	2.06	59	7.07	2.14	36	6.69	1.86	10	6.90	2.42	31	6.23	2.29	67	6.34	2.31			
Provide feasible recommendations	5	7.20	1.30	25	6.88	1.99	6	7.67	2.25	85	6.84	1.88	58	7.40	1.73	39	6.44	2.05	9	7.22	1.20	18	6.44	1.92	8	7.75	1.39	57	7.33	2.29	33	6.79	1.90	9	5.89	2.09	28	6.11	2.04	59	6.64	2.32			
Are accessible (well written and easy to understand)	4	7.75	.96	28	6.79	2.23	7	6.57	3.10	87	7.13	1.90	58	7.41	1.96	44	6.82	1.96	11	7.27	1.62	20	6.65	2.03	8	7.13	1.36	58	7.33	1.99	38	6.18	2.04	8	6.25	2.55	29	6.48	2.29	59	6.47	2.36			
A source of relevant information on global good practices	5	7.80	1.10	23	7.74	1.66	7	8.29	1.70	83	7.59	1.58	57	7.77	1.69	39	7.08	1.56	9	7.78	1.20	18	7.44	1.50	8	7.50	1.20	60	7.73	1.86	35	7.89	1.35	6	7.83	1.72	29	7.17	2.04	62	7.44	2.01			
Are adequately disseminated	3	7.67	.58	24	5.83	2.26	6	7.00	3.69	80	6.45	1.71	53	6.49	2.22	35	6.31	1.66	11	6.18	2.23	16	6.37	1.67	6	7.00	1.41	53	6.43	2.46	34	5.50	2.57	5	6.40	2.07	26	5.88	2.16	58	6.19	2.37			
Are appropriately translated	3	8.00	.00	26	6.31	2.48	6	7.17	3.54	78	6.72	1.78	53	6.87	2.10	40	6.80	1.65	11	6.82	1.54	17	6.29	2.11	7	7.71	1.11	54	7.11	2.04	32	5.91	2.36	9	7.22	2.44	22	6.55	2.09	52	6.50	2.41			
Are adaptable to Benin's development challenges	5	7.20	1.10	25	6.20	2.25	5	5.60	3.85	86	6.59	1.82	56	7.04	1.98	39	6.51	1.75	10	7.50	1.35	18	6.44	2.09	8	6.75	1.67	61	7.07	2.14	34	5.94	2.19	8	6.12	3.04	29	6.34	2.06	64	6.30	2.16			

**The World Bank's Knowledge**

Which of the following best describes your current position?

	Office of the President/Prime Minister			Office of Minister			Office of Parliamentarian			Employee of Ministry			Consultant on Bank Project/PMU			Local Government			Bilateral/Multilateral Agency			Private Sector			Financial Sector/Private Bank			NGO/CBO			Media			Faith-Based Group			Academia			Other					
	N	Mean	SD	N	Mean	SD	N	Mean	SD	N	Mean	SD	N	Mean	SD	N	Mean	SD	N	Mean	SD	N	Mean	SD	N	Mean	SD	N	Mean	SD	N	Mean	SD	N	Mean	SD	N	Mean	SD	N	Mean	SD	N	Mean	SD
	Overall, how significant a contribution do you believe the World Bank's knowledge and research make to development results in your country?	4	7.75	.96	30	6.73	2.10	7	7.00	2.77	89	7.15	2.01	65	7.43	1.84	45	7.00	1.89	10	7.40	1.43	18	6.67	1.85	9	7.00	1.41	62	7.53	2.21	36	6.25	1.70	9	7.44	2.92	43	6.98	2.23	65	6.75	2.11		
Overall, how would you rate the technical quality of the World Bank's knowledge/research?	5	7.40	1.14	29	7.62	1.74	7	8.29	1.89	88	7.74	1.78	61	7.84	1.70	39	7.62	1.62	10	7.60	1.35	19	6.79	1.62	8	7.13	1.13	61	8.08	1.85	38	7.53	1.87	9	7.22	2.59	40	7.10	1.92	60	7.40	2.06			
Overall, how effective is the World Bank at providing linkage to non-Bank expertise (i.e., South-South knowledge sharing, etc.)?	5	8.00	1.22	25	7.04	2.21	7	6.71	3.25	77	7.56	1.80	59	7.78	1.80	35	8.17	1.34	7	9.00	.58	17	7.06	1.39	8	7.63	1.51	53	8.04	1.83	32	7.50	1.98	8	8.38	1.77	34	7.29	1.34	55	7.56	1.85			

(1-Not significant at all, 10-Very significant; 1-Very low technical quality, 10-Very high technical quality; 1-Not effective at all, 10-Very effective)

## E. Working with the World Bank

To what extent do you agree/disagree with the following statements, on a ten point scale? (1-Strongly disagree, 10-Strongly agree)

### Working with the World Bank

Which of the following best describes your current position?

	Office of the President/Prime Minister			Office of Minister			Office of Parliamentarian			Employee of Ministry			Consultant on Bank Project/PMU			Local Government			Bilateral/Multilateral Agency			Private Sector			Financial Sector/Private Bank			NGO/CBO			Media			Faith-Based Group			Academia			Other		
	N	Mean	SD	N	Mean	SD	N	Mean	SD	N	Mean	SD	N	Mean	SD	N	Mean	SD	N	Mean	SD	N	Mean	SD	N	Mean	SD	N	Mean	SD	N	Mean	SD	N	Mean	SD	N	Mean	SD	N	Mean	SD
	The World Bank disburses funds promptly*	5	5.60	1.67	28	5.43	2.36	8	3.50	2.33	86	5.84	2.44	68	7.04	2.62	40	5.72	2.44	10	5.90	2.02	19	5.58	1.71	7	7.14	1.57	62	6.35	2.90	34	4.68	2.20	6	5.33	2.66	24	4.46	2.64	56	5.75
The World Bank effectively monitors and evaluates the projects and programs it supports*	5	8.00	1.41	30	7.20	1.63	7	8.29	1.50	99	8.03	1.57	72	8.32	1.61	49	7.14	2.21	13	7.08	2.06	20	7.35	1.81	9	7.11	2.15	67	8.09	1.51	41	7.17	2.55	10	8.70	1.49	34	6.91	2.33	71	7.61	2.38
The World Bank's approvals and reviews are done in a timely fashion	5	6.60	.89	29	6.24	2.03	7	6.29	2.75	93	7.00	1.93	70	7.40	2.20	46	6.76	2.28	12	6.92	1.56	20	6.55	1.47	9	6.67	1.94	61	7.30	2.12	35	6.43	2.16	7	7.00	2.38	23	5.83	2.64	62	6.77	2.24
The World Bank's safeguard policy requirements are reasonable	4	7.25	2.22	23	6.83	1.87	7	5.57	2.64	85	7.05	1.76	65	7.63	1.72	44	6.80	2.03	10	6.70	1.06	20	6.05	1.96	8	7.00	1.85	53	7.34	2.12	34	6.47	1.78	7	6.57	2.78	29	6.48	2.41	67	6.85	2.40
The World Bank imposes reasonable conditions on its lending	5	7.20	1.92	26	6.46	2.64	8	6.38	2.26	75	5.96	2.01	64	7.37	2.14	40	5.98	2.26	9	6.22	1.39	16	6.00	2.45	8	6.13	2.10	47	6.77	2.49	33	6.27	2.11	7	5.71	3.35	27	5.63	2.54	57	6.25	2.57
Working with the World Bank increases Benin's institutional capacity	5	8.20	1.30	29	7.14	2.59	6	5.67	3.44	96	7.45	1.66	68	8.01	1.68	45	7.36	1.68	14	7.14	1.56	19	6.74	2.23	8	7.75	1.49	67	7.91	1.76	41	7.17	1.82	11	7.73	1.95	35	7.43	2.10	69	7.51	1.88
The World Bank ensures consistency and continuity through staff changes	5	8.00	1.41	24	7.67	1.99	5	8.40	1.34	77	7.82	1.56	63	7.84	2.18	40	7.10	1.85	11	6.45	1.92	20	7.25	1.77	8	7.63	1.77	45	8.02	1.83	31	7.94	1.48	4	9.00	1.41	27	7.70	1.61	50	7.56	1.89
The World Bank's teams and visits are well coordinated	4	8.00	1.41	27	7.52	2.10	7	8.71	1.11	94	7.87	1.57	68	8.13	2.04	40	7.57	1.84	11	7.00	2.05	20	7.75	.97	8	8.25	1.28	50	7.96	1.77	32	7.78	1.91	7	8.29	1.38	27	7.56	1.60	58	7.69	1.72
Where country systems are adequate, the World Bank makes appropriate use of them	5	8.00	1.58	24	7.92	2.06	7	9.29	.49	90	7.56	2.08	70	8.26	2.14	45	7.80	1.87	11	8.00	1.41	19	7.11	1.79	8	7.63	1.41	61	8.23	1.82	38	8.08	1.67	7	8.86	.69	23	7.78	2.04	64	8.03	1.94

\*Significantly different between stakeholder groups

## F. The Future Role of the World Bank in Benin

### The Future Role of the World Bank in Benin

Which of the following best describes your current position?

	Office of the President/Prime Minister			Office of Minister			Office of Parliamentarian			Employee of Ministry			Consultant on Bank Project/PMU			Local Government			Bilateral/Multilateral Agency			Private Sector			Financial Sector/Private Bank			NGO/CBO			Media			Faith-Based Group			Academia			Other		
	N	Mean	SD	N	Mean	SD	N	Mean	SD	N	Mean	SD	N	Mean	SD	N	Mean	SD	N	Mean	SD	N	Mean	SD	N	Mean	SD	N	Mean	SD	N	Mean	SD	N	Mean	SD	N	Mean	SD	N	Mean	SD
	How significant a role do you believe the World Bank should play in Benin's development over the medium term in the near future?	4	8.75	.50	30	8.23	2.30	7	9.71	.76	102	8.80	1.48	69	8.62	1.54	48	8.35	1.63	14	8.00	1.71	21	7.90	2.12	8	8.50	1.77	68	8.72	1.54	42	7.88	2.04	14	8.79	1.31	40	8.17	1.48	73	8.52

(1-Not a significant role at all, 10-Very significant role)

Which of the following SHOULD the World Bank do to make itself of greater value in Benin? (Choose no more than TWO)

Percentage of Respondents (Responses Combined)	Office of President/Prime Minister	Office of Minister	Office of Parliamentarian	Employee of a Ministry	Consultant on Bank project/PMU	Local Government	Bi- or Multi-lateral Agency	Private Sector	Financial Sector/Private Bank	NGO/CBO	Media	Faith-Based Group	Academia	Other
Improve the quality of its experts as related to Benin's specific challenges	60.0%	29.0%	28.6%	35.5%	38.0%	35.8%	26.7%	38.1%	44.4%	23.6%	37.0%	26.7%	36.6%	38.2%
Reduce the complexity of obtaining World Bank financing	40.0%	48.4%	28.6%	46.7%	50.7%	45.3%	26.7%	47.6%	55.6%	45.8%	43.5%	46.7%	41.5%	48.7%
Focus primarily on advocacy issues	0.0%	6.5%	0.0%	11.2%	2.8%	3.8%	0.0%	0.0%	11.1%	9.7%	2.2%	13.3%	12.2%	10.5%
Improve the competitiveness of its financing compared to markets	0.0%	35.5%	28.6%	29.9%	26.8%	39.6%	0.0%	19.0%	22.2%	18.1%	28.3%	40.0%	29.3%	26.3%
Ensure greater selectivity in its work	0.0%	19.4%	14.3%	13.1%	22.5%	11.3%	33.3%	23.8%	11.1%	23.6%	10.9%	6.7%	22.0%	7.9%
Provide more adequate data/knowledge/statistics/figures on Benin's economy	40.0%	6.5%	14.3%	10.3%	9.9%	18.9%	20.0%	9.5%	11.1%	9.7%	26.1%	20.0%	7.3%	10.5%
Offer more innovative financial products	40.0%	19.4%	42.9%	26.2%	25.4%	26.4%	46.7%	28.6%	33.3%	36.1%	30.4%	6.7%	29.3%	22.4%
Offer more innovative knowledge services	20.0%	9.7%	28.6%	15.0%	15.5%	7.5%	26.7%	23.8%	0.0%	19.4%	6.5%	13.3%	9.8%	14.5%
Other	0.0%	12.9%	14.3%	2.8%	4.2%	5.7%	6.7%	4.8%	0.0%	9.7%	4.3%	13.3%	0.0%	9.2%



## G. Communication and Information Sharing

Where do you get most of your information about economic and social development issues in Benin? (Choose no more than TWO)

Percentage of Respondents (Responses Combined)	Office of President/ Prime Minister	Office of Minister	Office of Parliamentarian	Employee of a Ministry	Consultant on Bank project/PMU	Local Government	Bi- or Multi-lateral Agency	Private Sector	Financial Sector/ Private Bank	NGO/ CBO	Media	Faith-Based Group	Academia	Other
Local newspapers	40.0%	25.0%	62.5%	45.4%	53.5%	43.6%	80.0%	52.6%	22.2%	51.5%	55.3%	19.0%	41.8%	
International newspapers	0.0%	21.9%	12.5%	6.5%	12.7%	9.1%	0.0%	21.1%	22.2%	2.9%	8.5%	14.3%	9.5%	5.1%
Local radio	20.0%	0.0%	12.5%	10.2%	7.0%	10.9%	0.0%	15.8%	33.3%	13.2%	19.1%	21.4%	23.8%	35.4%
International radio	0.0%	9.4%	25.0%	13.0%	11.3%	10.9%	6.7%	5.3%	22.2%	7.4%	2.1%	14.3%	19.0%	5.1%
Local television	20.0%	37.5%	50.0%	41.7%	39.4%	65.5%	26.7%	31.6%	33.3%	52.9%	27.7%	50.0%	57.1%	65.8%
International television	20.0%	9.4%	12.5%	24.1%	18.3%	23.6%	6.7%	21.1%	44.4%	19.1%	12.8%	7.1%	11.9%	12.7%
Periodicals	40.0%	25.0%	0.0%	4.6%	7.0%	7.3%	6.7%	5.3%	0.0%	0.0%	4.3%	0.0%	2.4%	2.5%
Internet	40.0%	43.8%	25.0%	41.7%	45.1%	20.0%	53.3%	47.4%	22.2%	39.7%	66.0%	14.3%	42.9%	27.8%
Blogs	0.0%	0.0%	0.0%	0.0%	0.0%	1.8%	0.0%	0.0%	0.0%	0.0%	0.0%	0.0%	2.4%	0.0%
Mobile phones	0.0%	0.0%	0.0%	0.0%	1.4%	1.8%	0.0%	0.0%	0.0%	2.9%	0.0%	7.1%	2.4%	0.0%
Instant messaging	0.0%	0.0%	0.0%	0.9%	0.0%	0.0%	0.0%	0.0%	0.0%	0.0%	0.0%	0.0%	2.4%	0.0%
Other	20.0%	21.9%	0.0%	4.6%	2.8%	1.8%	13.3%	0.0%	0.0%	4.4%	4.3%	7.1%	2.4%	3.8%

How would you prefer to receive information from the World Bank? (Choose no more than TWO)

Percentage of Respondents (Responses Combined)	Office of President/ Prime Minister	Office of Minister	Office of Parliamentarian	Employee of a Ministry	Consultant on Bank project/PMU	Local Government	Bi- or Multi-lateral Agency	Private Sector	Financial Sector/ Private Bank	NGO/ CBO	Media	Faith-Based Group	Academia	Other
World Bank website	40.0%	53.1%	37.5%	65.7%	65.8%	61.8%	71.4%	57.1%	44.4%	50.0%	36.2%	21.4%	48.8%	49.4%
Direct contact with World Bank (i.e., face to face meetings/discussions)	40.0%	21.9%	25.0%	22.2%	19.2%	10.9%	42.9%	28.6%	44.4%	36.1%	46.8%	35.7%	23.3%	41.6%
e-Newsletters	20.0%	9.4%	12.5%	6.5%	11.0%	5.5%	7.1%	28.6%	0.0%	13.9%	14.9%	7.1%	9.3%	7.8%
Instant messaging	0.0%	12.5%	12.5%	3.7%	6.8%	14.5%	7.1%	9.5%	0.0%	6.9%	8.5%	7.1%	14.0%	6.5%
World Bank seminars/workshops/conferences	20.0%	31.3%	50.0%	38.9%	41.1%	36.4%	7.1%	33.3%	66.7%	40.3%	42.6%	57.1%	41.9%	40.3%
World Bank Public Information Center	20.0%	18.8%	0.0%	10.2%	9.6%	9.1%	7.1%	9.5%	0.0%	11.1%	6.4%	7.1%	4.7%	7.8%
World Bank publications and other written materials	60.0%	43.8%	62.5%	41.7%	37.0%	41.8%	57.1%	19.0%	33.3%	29.2%	23.4%	35.7%	30.2%	31.2%
Mobile phones	0.0%	6.3%	0.0%	2.8%	6.8%	0.0%	0.0%	4.8%	0.0%	5.6%	2.1%	14.3%	7.0%	9.1%
Social media (Facebook, Twitter, Youtube)	0.0%	0.0%	0.0%	0.9%	1.4%	5.5%	0.0%	9.5%	11.1%	1.4%	12.8%	0.0%	16.3%	2.6%
Blogs	0.0%	0.0%	0.0%	0.0%	0.0%	0.0%	0.0%	0.0%	0.0%	1.4%	0.0%	0.0%	2.3%	0.0%
Other	0.0%	0.0%	0.0%	1.9%	0.0%	1.8%	0.0%	0.0%	0.0%	2.8%	2.1%	0.0%	2.3%	0.0%

Are you aware of the World Bank's Access to Information Policy under which the Bank will now disclose any information in its possession that is not a list of exceptions?

Percentage of Respondents	Office of President/ Prime Minister	Office of Minister	Office of Parliamentarian	Employee of a Ministry	Consultant on Bank project/PMU	Local Government	Bi- or Multi-lateral Agency	Private Sector	Financial Sector/ Private Bank	NGO/ CBO	Media	Faith-Based Group	Academia	Other
Yes	25.0%	6.5%	12.5%	10.5%	19.7%	3.8%	6.7%	10.0%	22.2%	10.1%	13.3%	13.3%	4.9%	2.6%
No	75.0%	93.5%	87.5%	89.5%	80.3%	96.2%	93.3%	90.0%	77.8%	89.9%	86.7%	86.7%	95.1%	97.4%

Have you requested information from the World Bank on its activities in the past year?\*

Percentage of Respondents	Office of President/ Prime Minister	Office of Minister	Office of Parliamentarian	Employee of a Ministry	Consultant on Bank project/PMU	Local Government	Bi- or Multi-lateral Agency	Private Sector	Financial Sector/ Private Bank	NGO/ CBO	Media	Faith-Based Group	Academia	Other
Yes	20.0%	37.9%	37.5%	33.0%	28.4%	22.6%	50.0%	42.9%	11.1%	36.9%	53.7%	0.0%	41.5%	18.3%
No	80.0%	62.1%	62.5%	67.0%	71.6%	77.4%	50.0%	57.1%	88.9%	63.1%	46.3%	100.0%	58.5%	81.7%

\*Significantly different between stakeholder groups

**G. Communication and Information Sharing (continued)**

Were you able to obtain this information?\*

Percentage of Respondents	Office of President/ Prime Minister	Office of Minister	Office of Parliamentarian	Employee of a Ministry	Consultant on Bank project/PMU	Local Government	Bi- or Multi-lateral Agency	Private Sector	Financial Sector/ Private Bank	NGO/ CBO	Media	Faith-Based Group	Academia	Other
Yes	100.0%	100.0%	100.0%	91.4%	95.2%	91.7%	100.0%	100.0%	100.0%	77.3%	83.3%	0.0%	64.7%	100.0%
No	0.0%	0.0%	0.0%	8.6%	4.8%	8.3%	0.0%	0.0%	0.0%	22.7%	16.7%	100.0%	35.3%	0.0%

\*Significantly different between stakeholder groups

Do you have access to the Internet?\*

Percentage of Respondents	Office of President/ Prime Minister	Office of Minister	Office of Parliamentarian	Employee of a Ministry	Consultant on Bank project/PMU	Local Government	Bi- or Multi-lateral Agency	Private Sector	Financial Sector/ Private Bank	NGO/ CBO	Media	Faith-Based Group	Academia	Other
Yes	80.0%	96.6%	87.5%	96.1%	98.6%	96.2%	93.3%	100.0%	88.9%	92.4%	100.0%	57.1%	100.0%	80.3%
No	20.0%	3.4%	12.5%	3.9%	1.4%	3.8%	6.7%	0.0%	11.1%	7.6%	0.0%	42.9%	0.0%	19.7%

\*Significantly different between stakeholder groups

Do you use/have used the World Bank website?\*

Percentage of Respondents	Office of President/ Prime Minister	Office of Minister	Office of Parliamentarian	Employee of a Ministry	Consultant on Bank project/PMU	Local Government	Bi- or Multi-lateral Agency	Private Sector	Financial Sector/ Private Bank	NGO/ CBO	Media	Faith-Based Group	Academia	Other
Yes	40.0%	61.3%	50.0%	60.2%	77.5%	47.2%	53.3%	85.0%	33.3%	50.0%	54.5%	0.0%	37.2%	27.6%
No	60.0%	38.7%	50.0%	39.8%	22.5%	52.8%	46.7%	15.0%	66.7%	50.0%	45.5%	100.0%	62.8%	72.4%

\*Significantly different between stakeholder groups

Which do you primarily use?\*

Percentage of Respondents	Office of President/ Prime Minister	Office of Minister	Office of Parliamentarian	Employee of a Ministry	Consultant on Bank project/PMU	Local Government	Bi- or Multi-lateral Agency	Private Sector	Financial Sector/ Private Bank	NGO/ CBO	Media	Faith-Based Group	Academia	Other
The World Bank's country website (www.banquemonial.org/benin)	80.0%	57.1%	66.7%	56.9%	41.4%	62.7%	38.5%	80.0%	85.7%	79.1%	70.5%	77.8%	51.2%	70.8%
The World Bank's main website (www.worldbank.org)	20.0%	42.9%	33.3%	43.1%	58.6%	37.3%	61.5%	20.0%	14.3%	20.9%	29.5%	22.2%	48.8%	29.2%

\*Significantly different between stakeholder groups

Do you use/have you used the World Bank's Public Information Centers (PICs) in Benin?

Percentage of Respondents	Office of President/ Prime Minister	Office of Minister	Office of Parliamentarian	Employee of a Ministry	Consultant on Bank project/PMU	Local Government	Bi- or Multi-lateral Agency	Private Sector	Financial Sector/ Private Bank	NGO/ CBO	Media	Faith-Based Group	Academia	Other
Yes	0.0%	10.3%	0.0%	8.7%	12.9%	7.5%	6.7%	5.6%	22.2%	14.3%	15.6%	0.0%	19.5%	6.6%
No	50.0%	62.1%	57.1%	53.8%	57.1%	62.3%	60.0%	38.9%	33.3%	45.7%	48.9%	42.9%	48.8%	46.1%
I don't know what a PIC is	50.0%	27.6%	42.9%	37.5%	30.0%	30.2%	33.3%	55.6%	44.4%	40.0%	35.6%	57.1%	31.7%	47.4%

### G. Communication and Information Sharing (continued)

Please rate how much you agree with the following statements, on a ten point scale. (1-Strongly disagree, 10-Strongly agree)

#### Communication and Information Sharing

Which of the following best describes your current position?

	Office of the President/Prime Minister			Office of Minister			Office of Parliamentarian			Employee of Ministry			Consultant on Bank Project/PMU			Local Government			Bilateral/Multilateral Agency			Private Sector			Financial Sector/Private Bank			NGO/CBO			Media			Faith-Based Group			Academia			Other		
	N	Mean	SD	N	Mean	SD	N	Mean	SD	N	Mean	SD	N	Mean	SD	N	Mean	SD	N	Mean	SD	N	Mean	SD	N	Mean	SD	N	Mean	SD	N	Mean	SD	N	Mean	SD	N	Mean	SD	N	Mean	SD
	I use more data from the World Bank as a result of the organization's Open Data policy	1	5.00		18	5.28	2.74	7	6.14	3.53	70	4.71	2.58	46	6.85	2.95	31	4.39	2.63	12	5.92	2.15	16	4.31	1.96	7	5.43	3.55	44	5.34	3.48	29	5.66	2.99	7	4.86	3.67	23	5.57	3.57	38	4.82
The World Bank's PIC is a valuable source of information related to development in Benin	1	1.00		7	6.00	3.27	4	8.75	1.89	20	6.00	3.09	12	7.25	1.91	9	5.89	3.22	4	8.50	1.29	3	6.33	2.52	2	4.00	1.41	13	6.15	3.16	13	5.38	3.36				12	6.83	3.04	9	8.89	1.96
I find the World Bank websites easy to navigate*	1	8.00		12	8.08	1.51	4	9.50	1.00	55	7.53	1.67	49	7.76	1.94	24	6.83	2.20	9	7.56	1.01	13	5.85	1.77	4	7.25	1.71	28	7.82	2.09	24	7.29	2.49	1	1.00		14	8.00	2.18	26	7.35	2.04
I find the information on the World Bank's websites useful*	2	6.50	2.12	15	7.80	1.66	4	9.50	1.00	53	7.57	1.85	44	8.11	1.56	24	7.13	1.92	9	8.00	1.22	12	6.08	1.83	4	5.75	2.50	29	8.10	1.50	22	7.77	2.09	1	1.00		13	8.38	1.56	23	7.74	1.74
When I need information from the World Bank I know how to find it*	2	6.50	2.12	22	7.32	2.25	3	8.67	2.31	75	7.27	2.44	60	7.70	2.20	36	6.36	2.42	12	7.67	1.50	12	5.92	1.83	4	5.25	3.30	47	6.49	3.04	35	7.00	2.86	3	5.33	3.51	21	6.90	1.97	41	6.00	3.16
The World Bank is responsive to my information requests and inquiries*	1	8.00		18	7.00	2.11	3	9.67	.58	75	6.99	2.24	56	7.70	2.19	30	6.40	2.40	13	7.15	1.68	13	6.31	2.21	4	5.75	3.30	47	6.30	3.03	34	6.88	2.60	4	6.25	4.11	19	6.63	2.27	36	5.50	3.23

\*Significantly different between stakeholder groups

### H. Background Information

Currently, do you professionally collaborate/work with the World Bank in your country?

Percentage of Respondents	Office of President/Prime Minister	Office of Minister	Office of Parliamentarian	Employee of a Ministry	Consultant on Bank project/PMU	Local Government	Bi- or Multi-lateral Agency	Private Sector	Financial Sector/Private Bank	NGO/CBO	Media	Faith-Based Group	Academia	Other
Yes	20.0%	83.9%	37.5%	61.1%	90.4%	43.6%	71.4%	42.9%	71.4%	68.5%	43.5%	13.3%	9.3%	40.3%
No	80.0%	16.1%	62.5%	38.9%	9.6%	56.4%	28.6%	57.1%	28.6%	31.5%	56.5%	86.7%	90.7%	59.7%

Which of the following describes most of your exposure to the World Bank in Benin? (Choose no more than TWO)

Percentage of Respondents	Office of President/Prime Minister	Office of Minister	Office of Parliamentarian	Employee of a Ministry	Consultant on Bank project/PMU	Local Government	Bi- or Multi-lateral Agency	Private Sector	Financial Sector/Private Bank	NGO/CBO	Media	Faith-Based Group	Academia	Other
Observer	20.0%	9.4%	37.5%	20.4%	1.4%	33.3%	14.3%	38.1%	12.5%	13.4%	42.2%	83.3%	60.0%	47.3%
Use World Bank reports/data	80.0%	31.3%	25.0%	25.9%	15.3%	25.9%	42.9%	23.8%	37.5%	13.4%	42.2%	8.3%	25.0%	24.3%
Engage in World Bank related/sponsored events/activities	60.0%	43.8%	25.0%	45.4%	73.6%	42.6%	7.1%	33.3%	50.0%	64.2%	11.1%	25.0%	15.0%	35.1%
Collaborate as part of my professional duties	20.0%	78.1%	37.5%	50.9%	62.5%	40.7%	78.6%	19.0%	62.5%	53.7%	44.4%	8.3%	10.0%	28.4%
Use World Bank website for information, data, research, etc.	20.0%	6.3%	37.5%	25.9%	12.5%	14.8%	28.6%	47.6%	25.0%	17.9%	28.9%	8.3%	32.5%	13.5%

## Appendix C: Responses to All Questions by Geographic Location

### A. General Issues facing Benin

In general, would you say that Benin is headed in...?

Percentage of Respondents	Cotonou	Abomey-Calavi	Other Cities	Other Areas
The right direction	37.0%	38.8%	49.1%	57.4%
The wrong direction	28.4%	25.4%	22.8%	23.8%
Not sure	34.6%	35.8%	28.1%	18.8%

Listed below are a number of development priorities in Benin. Please identify which of these you consider the 1<sup>st</sup>, 2<sup>nd</sup>, and 3<sup>rd</sup> most important development priority.

1 <sup>st</sup> Most Important				
Percentage of Respondents	Cotonou	Abomey-Calavi	Other Cities	Other Areas
Rural development	13.9%	15.0%	17.0%	16.3%
Education	28.7%	40.0%	34.0%	43.9%
Social protection	1.0%	0.0%	0.0%	3.1%
Transport	4.4%	3.3%	0.0%	1.0%
Poverty reduction	11.8%	11.7%	10.6%	7.1%
Public sector governance	6.8%	1.7%	0.0%	3.1%
Regional integration	0.0%	0.0%	0.0%	2.0%
Gender	0.0%	0.0%	0.0%	0.0%
Domestic private sector development	0.7%	0.0%	2.1%	1.0%
Foreign investment	0.3%	0.0%	0.0%	0.0%
Water and sanitation	0.7%	0.0%	2.1%	0.0%
Energy	2.0%	3.3%	2.1%	1.0%
Monitoring and evaluation	0.0%	0.0%	0.0%	0.0%
Public financial management	1.4%	1.7%	0.0%	1.0%
Labor markets/job creation/employment	0.7%	1.7%	0.0%	0.0%
Financial markets	0.0%	0.0%	0.0%	0.0%
Urban development	0.0%	0.0%	0.0%	0.0%
Environmental sustainability	0.3%	0.0%	0.0%	0.0%
Equality of opportunity	0.0%	0.0%	0.0%	1.0%
Health	5.7%	0.0%	14.9%	9.2%
Global integration	0.0%	0.0%	0.0%	0.0%
Food security	1.0%	1.7%	0.0%	0.0%
Climate change	0.0%	0.0%	0.0%	0.0%
Agricultural development	11.8%	6.7%	8.5%	5.1%
Trade and exports	0.3%	0.0%	0.0%	0.0%
Economic growth	2.4%	5.0%	6.4%	0.0%
Law and justice	0.7%	0.0%	0.0%	0.0%
Regulatory framework	0.3%	0.0%	0.0%	0.0%
Communicable/non-communicable disease	0.0%	0.0%	0.0%	1.0%
Basic infrastructure	0.3%	3.3%	0.0%	1.0%
Natural resource management	0.0%	1.7%	0.0%	0.0%
Anti-corruption	4.1%	3.3%	2.1%	1.0%
Disaster management	0.0%	0.0%	0.0%	0.0%
Global information and communications technology	0.7%	0.0%	0.0%	2.0%

### A. General Issues facing Benin (continued)

Listed below are a number of development priorities in Benin. Please identify which of these you consider the 1<sup>st</sup>, 2<sup>nd</sup>, and 3<sup>rd</sup> most important development priority.

<b>2<sup>nd</sup> Most Important</b>				
<b>Percentage of Respondents</b>	<b>Cotonou</b>	<b>Abomey-Calavi</b>	<b>Other Cities</b>	<b>Other Areas</b>
Rural development	8.0%	3.3%	12.2%	15.6%
Education	22.1%	20.0%	22.4%	15.6%
Social protection	3.7%	3.3%	0.0%	3.1%
Transport	4.0%	6.7%	6.1%	7.3%
Poverty reduction	4.7%	0.0%	10.2%	8.3%
Public sector governance	5.4%	5.0%	2.0%	3.1%
Regional integration	0.3%	0.0%	0.0%	2.1%
Gender	0.7%	0.0%	0.0%	4.2%
Domestic private sector development	2.0%	3.3%	2.0%	2.1%
Foreign investment	0.0%	0.0%	0.0%	0.0%
Water and sanitation	1.7%	3.3%	8.2%	2.1%
Energy	5.0%	0.0%	2.0%	1.0%
Monitoring and evaluation	0.3%	0.0%	0.0%	0.0%
Public financial management	5.0%	3.3%	0.0%	0.0%
Labor markets/job creation/employment	1.0%	1.7%	0.0%	2.1%
Financial markets	0.0%	0.0%	0.0%	0.0%
Urban development	0.3%	3.3%	0.0%	0.0%
Environmental sustainability	0.3%	0.0%	0.0%	0.0%
Equality of opportunity	0.0%	1.7%	2.0%	1.0%
Health	12.4%	20.0%	8.2%	14.6%
Global integration	0.3%	0.0%	0.0%	0.0%
Food security	0.7%	1.7%	2.0%	2.1%
Climate change	0.3%	0.0%	2.0%	1.0%
Agricultural development	5.7%	6.7%	6.1%	6.3%
Trade and exports	0.3%	3.3%	0.0%	1.0%
Economic growth	4.7%	1.7%	2.0%	2.1%
Law and justice	1.0%	3.3%	0.0%	0.0%
Regulatory framework	0.0%	0.0%	0.0%	1.0%
Communicable/non-communicable disease	0.0%	0.0%	0.0%	1.0%
Basic infrastructure	1.3%	1.7%	2.0%	0.0%
Natural resource management	1.7%	0.0%	0.0%	2.1%
Anti-corruption	6.7%	5.0%	10.2%	1.0%
Disaster management	0.0%	0.0%	0.0%	0.0%
Global information and communications technology	0.3%	1.7%	0.0%	0.0%

### A. General Issues facing Benin (continued)

Listed below are a number of development priorities in Benin. Please identify which of these you consider the 1<sup>st</sup>, 2<sup>nd</sup>, and 3<sup>rd</sup> most important development priority.

<b>3<sup>rd</sup> Most Important</b>				
<b>Percentage of Respondents</b>	<b>Cotonou</b>	<b>Abomey-Calavi</b>	<b>Other Cities</b>	<b>Other Areas</b>
Rural development	3.6%	9.8%	8.2%	4.1%
Education	7.3%	3.3%	10.2%	9.2%
Social protection	4.0%	1.6%	2.0%	2.0%
Transport	4.3%	1.6%	4.1%	8.2%
Poverty reduction	7.0%	8.2%	4.1%	7.1%
Public sector governance	5.3%	6.6%	2.0%	0.0%
Regional integration	1.3%	0.0%	0.0%	5.1%
Gender	1.0%	3.3%	2.0%	2.0%
Domestic private sector development	5.3%	1.6%	10.2%	2.0%
Foreign investment	1.0%	0.0%	2.0%	0.0%
Water and sanitation	3.6%	0.0%	2.0%	4.1%
Energy	3.6%	6.6%	2.0%	5.1%
Monitoring and evaluation	0.0%	1.6%	2.0%	3.1%
Public financial management	6.6%	0.0%	2.0%	4.1%
Labor markets/job creation/employment	1.3%	4.9%	2.0%	1.0%
Financial markets	0.7%	0.0%	0.0%	1.0%
Urban development	1.3%	0.0%	2.0%	0.0%
Environmental sustainability	0.7%	0.0%	0.0%	0.0%
Equality of opportunity	0.7%	3.3%	0.0%	1.0%
Health	10.6%	8.2%	18.4%	13.3%
Global integration	0.3%	3.3%	0.0%	0.0%
Food security	1.7%	0.0%	2.0%	0.0%
Climate change	0.0%	0.0%	0.0%	0.0%
Agricultural development	6.0%	14.8%	6.1%	6.1%
Trade and exports	0.3%	1.6%	0.0%	2.0%
Economic growth	4.0%	3.3%	4.1%	5.1%
Law and justice	2.0%	0.0%	0.0%	1.0%
Regulatory framework	0.7%	0.0%	2.0%	0.0%
Communicable/non-communicable disease	1.0%	0.0%	2.0%	0.0%
Basic infrastructure	3.3%	4.9%	0.0%	3.1%
Natural resource management	1.0%	1.6%	0.0%	1.0%
Anti-corruption	8.9%	8.2%	8.2%	7.1%
Disaster management	0.3%	1.6%	0.0%	1.0%
Global information and communications technology	1.3%	0.0%	0.0%	1.0%

### A. General Issues facing Benin (continued)

Poverty reduction is a broad term that encompasses work in many different areas. Which THREE areas of development listed below do you believe would contribute most to reducing poverty in Benin? (Choose no more than THREE)

Percentage of Respondents (Responses Combined)	Cotonou	Abomey-Calavi	Other Cities	Other Areas
Energy	20.6%	21.9%	16.9%	12.7%
Water and sanitation	15.0%	16.4%	15.3%	16.4%
Equality of opportunity	4.7%	4.1%	5.1%	9.1%
Economic growth	24.1%	24.7%	16.9%	16.4%
Climate change	0.6%	0.0%	0.0%	1.8%
Disaster management	0.0%	0.0%	0.0%	0.9%
Regional integration	0.3%	1.4%	0.0%	6.4%
Gender	1.5%	5.5%	1.7%	3.6%
Rural development	22.1%	31.5%	33.9%	30.9%
Urban development	1.5%	0.0%	0.0%	0.0%
Education	40.3%	39.7%	35.6%	42.7%
Regulatory framework	0.6%	0.0%	1.7%	0.0%
Basic infrastructure	9.7%	8.2%	15.3%	13.6%
Social protection	5.0%	2.7%	0.0%	5.5%
Law and justice	4.1%	4.1%	5.1%	0.9%
Transport	12.6%	13.7%	8.5%	10.9%
Communicable/non-communicable disease	0.9%	0.0%	0.0%	0.0%
Global information and communications technology	0.6%	0.0%	0.0%	0.0%
Public sector governance	6.2%	9.6%	0.0%	5.5%
Domestic private sector development	15.0%	6.8%	16.9%	14.5%
Foreign investment	1.2%	0.0%	0.0%	1.8%
Global integration	0.3%	0.0%	0.0%	0.0%
Food security	12.4%	13.7%	13.6%	15.5%
Monitoring and evaluation	0.9%	0.0%	3.4%	0.0%
Natural resource management	2.4%	0.0%	1.7%	1.8%
Environmental sustainability	1.5%	1.4%	1.7%	1.8%
Health	25.3%	24.7%	44.1%	29.1%
Public financial management	9.1%	5.5%	1.7%	6.4%
Agricultural development	27.6%	26.0%	28.8%	26.4%
Labor markets/job creation/employment	11.8%	11.0%	15.3%	14.5%
Financial markets	0.3%	0.0%	0.0%	1.8%
Trade and exports	2.1%	1.4%	0.0%	0.9%
Anti-corruption	18.8%	26.0%	16.9%	8.2%

### A. General Issues facing Benin (continued)

Economic growth can be driven by a number of factors. Which THREE areas below do you believe would contribute most to generating economic growth in Benin? (Choose no more than THREE)

Percentage of Respondents (Responses Combined)	Cotonou	Abomey-Calavi	Other Cities	Other Areas
Poverty reduction	15.4%	11.1%	19.0%	15.5%
Energy	29.0%	34.7%	20.7%	27.3%
Equality of opportunity	1.5%	2.8%	1.7%	4.5%
Social protection	1.5%	0.0%	0.0%	1.8%
Global integration	1.5%	0.0%	1.7%	2.7%
Climate change	0.3%	0.0%	0.0%	1.8%
Anti-corruption	26.9%	44.4%	34.5%	27.3%
Disaster management	0.0%	0.0%	0.0%	0.0%
Rural development	19.5%	16.7%	20.7%	25.5%
Foreign investment	10.7%	12.5%	17.2%	17.3%
Urban development	0.9%	0.0%	1.7%	0.0%
Water and sanitation	2.1%	2.8%	3.4%	1.8%
Education	18.3%	13.9%	19.0%	13.6%
Global information and communications technology	4.7%	2.8%	3.4%	1.8%
Regulatory framework	3.8%	1.4%	1.7%	3.6%
Communicable/non-communicable disease	0.6%	0.0%	0.0%	0.0%
Trade and exports	20.4%	15.3%	24.1%	15.5%
Public sector governance	9.5%	13.9%	1.7%	9.1%
Regional integration	1.8%	0.0%	3.4%	5.5%
Domestic private sector development	25.1%	27.8%	19.0%	20.0%
Labor markets/job creation/employment	6.2%	4.2%	5.2%	4.5%
Agricultural development	29.0%	40.3%	31.0%	34.5%
Food security	2.7%	1.4%	1.7%	1.8%
Transport	23.1%	19.4%	10.3%	14.5%
Monitoring and evaluation	2.4%	1.4%	3.4%	0.9%
Gender	0.0%	0.0%	0.0%	0.0%
Natural resource management	2.4%	5.6%	6.9%	6.4%
Environmental sustainability	1.5%	1.4%	1.7%	1.8%
Health	7.4%	1.4%	19.0%	7.3%
Basic infrastructure	7.7%	4.2%	3.4%	7.3%
Law and justice	4.1%	4.2%	0.0%	3.6%
Public financial management	17.2%	13.9%	19.0%	15.5%
Financial markets	2.1%	2.8%	5.2%	6.4%

### B. Overall Attitudes toward the World Bank

#### Overall Attitudes toward the World Bank

	Which best represents your geographic location?											
	Cotonou			Abomey-Calavi			Other Cities			Other Areas		
	N	Mean	SD	N	Mean	SD	N	Mean	SD	N	Mean	SD
How familiar are you with the work of the World Bank in Benin?	337	6.11	2.25	71	5.41	2.56	58	5.52	2.69	108	6.04	2.52

(1-Not familiar at all, 10-Extremely familiar)

#### Report

	Which best represents your geographic location?											
	Cotonou			Abomey-Calavi			Other Cities			Other Areas		
	N	Mean	SD	N	Mean	SD	N	Mean	SD	N	Mean	SD
Overall, please rate your impression of the World Bank's effectiveness in Benin.*	301	6.80	1.91	61	6.44	2.34	50	7.32	2.06	97	7.29	1.97

(1-Not effective at all, 10-Very effective)

\*Significantly different between locations



## B. Overall Attitudes toward the World Bank (continued)

To what extent do you believe... (1-To no degree at all, 10-To a very significant degree)

### Overall Attitudes toward the World Bank

	Which best represents your geographic location?											
	Cotonou			Abomey-Calavi			Other Cities			Other Areas		
	N	Mean	SD	N	Mean	SD	N	Mean	SD	N	Mean	SD
To what extent do you believe the World Bank's financial instruments meet the needs of Benin?	281	6.45	2.10	57	6.04	2.47	46	6.83	2.29	90	6.83	2.21
To what extent do you believe the World Bank meets Benin's needs for knowledge services?	278	6.34	2.15	58	6.22	2.48	43	7.00	2.44	92	6.64	2.20

To what extent do you believe... (1-To no degree at all, 10-To a very significant degree)

### Overall Attitudes toward the World Bank

	Which best represents your geographic location?											
	Cotonou			Abomey-Calavi			Other Cities			Other Areas		
	N	Mean	SD	N	Mean	SD	N	Mean	SD	N	Mean	SD
To what extent do you believe the World Bank SHOULD seek to influence the global development agenda?	283	7.14	2.71	60	6.83	3.10	44	6.95	3.23	81	7.20	2.41
To what extent do you believe the World Bank DOES seek to influence the global development agenda?	255	6.54	2.32	47	5.94	2.70	37	7.00	2.71	76	6.84	2.46

When thinking about how the World Bank can have the most impact on development results in Benin, in which sectoral areas do you believe the World Bank should focus most of its attention and resources in Benin? (Choose no more than THREE)

Percentage of Respondents (Responses Combined)	Cotonou	Abomey-Calavi	Other Cities	Other Areas
Rural development	30.0%	27.8%	42.4%	33.9%
Education	51.3%	55.6%	47.5%	69.7%
Social protection	2.4%	1.4%	0.0%	6.4%
Transport	22.6%	23.6%	13.6%	12.8%
Poverty reduction	10.1%	12.5%	13.6%	19.3%
Public sector governance	11.0%	6.9%	3.4%	8.3%
Regional integration	0.3%	0.0%	0.0%	0.9%
Gender	1.2%	1.4%	1.7%	0.9%
Domestic private sector development	16.9%	15.3%	13.6%	11.0%
Foreign investment	1.8%	1.4%	0.0%	1.8%
Water and sanitation	8.0%	9.7%	8.5%	13.8%
Energy	20.5%	25.0%	15.3%	13.8%
Monitoring and evaluation	2.1%	1.4%	3.4%	4.6%
Public financial management	9.5%	8.3%	3.4%	2.8%
Labor markets/job creation/employment	6.2%	11.1%	3.4%	6.4%
Financial markets	0.3%	1.4%	0.0%	2.8%
Urban development	1.5%	1.4%	1.7%	0.0%
Environmental sustainability	1.2%	0.0%	3.4%	2.8%
Equality of opportunity	0.6%	1.4%	0.0%	0.9%
Health	27.3%	15.3%	44.1%	27.5%
Global integration	0.3%	0.0%	0.0%	0.0%
Food security	4.5%	5.6%	3.4%	0.9%
Climate change	0.6%	1.4%	0.0%	0.9%
Agricultural development	27.9%	26.4%	27.1%	25.7%
Trade and exports	2.4%	4.2%	5.1%	2.8%
Economic growth	10.1%	8.3%	18.6%	8.3%
Law and justice	3.9%	4.2%	3.4%	0.9%
Regulatory framework	1.8%	0.0%	1.7%	0.0%
Communicable/non-communicable disease	0.3%	1.4%	0.0%	0.9%
Basic infrastructure	8.6%	13.9%	8.5%	11.9%
Natural resource management	1.5%	1.4%	0.0%	1.8%
Anti-corruption	9.5%	11.1%	13.6%	3.7%
Disaster management	0.3%	0.0%	0.0%	0.0%
Global information and communications technology	3.9%	0.0%	0.0%	0.9%

## B. Overall Attitudes toward the World Bank (continued)

When thinking about the World Bank's role, which activity do you believe is of greatest VALUE and which activity is of second greatest value in Benin?

<b>Greatest Value</b>				
Percentage of Respondents	Cotonou	Abomey-Calavi	Other Cities	Other Areas
Financial resources	45.0%	37.3%	56.9%	53.4%
Mobilizing third party financial resources	12.5%	10.4%	15.7%	15.5%
Technical assistance	10.5%	9.0%	5.9%	5.8%
Policy advice	13.1%	13.4%	3.9%	5.8%
Donor coordination	5.4%	11.9%	5.9%	4.9%
Data	1.3%	0.0%	0.0%	1.0%
Training/capacity building	7.3%	11.9%	9.8%	9.7%
Studies/analyses	2.2%	1.5%	2.0%	1.0%
Convening/facilitating	2.6%	4.5%	2.0%	1.0%
Linkage to non-Bank expertise (i.e., South-South knowledge sharing)	0.0%	0.0%	0.0%	1.9%
Other	0.0%	0.0%	0.0%	0.0%

When thinking about the World Bank's role, which activity do you believe is of greatest VALUE and which activity is of second greatest value in Benin?

<b>2<sup>nd</sup> Greatest Value</b>				
Percentage of Respondents	Cotonou	Abomey-Calavi	Other Cities	Other Areas
Financial resources	8.7%	11.9%	12.2%	11.9%
Mobilizing third party financial resources	9.4%	14.9%	8.2%	14.9%
Technical assistance	22.6%	9.0%	32.7%	14.9%
Policy advice	14.5%	17.9%	26.5%	16.8%
Donor coordination	7.1%	4.5%	0.0%	7.9%
Data	2.6%	3.0%	4.1%	5.9%
Training/capacity building	18.7%	22.4%	6.1%	12.9%
Studies/analyses	6.8%	3.0%	0.0%	5.9%
Convening/facilitating	6.5%	10.4%	6.1%	5.9%
Linkage to non-Bank expertise (i.e., South-South knowledge sharing)	2.3%	1.5%	2.0%	3.0%
Other	1.0%	1.5%	2.0%	0.0%

Which of the following do you identify as the World Bank's greatest WEAKNESSES in its work in Benin? (Choose no more than TWO)

Percentage of Respondents (Responses Combined)	Cotonou	Abomey-Calavi	Other Cities	Other Areas
Imposing technocratic solutions without regard to political realities	34.9%	34.8%	35.8%	33.7%
Not exploring alternative policy options	11.9%	14.5%	26.4%	14.7%
Too bureaucratic in its operational policies and procedures	20.4%	17.4%	5.7%	13.7%
Staff too inaccessible	6.9%	7.2%	7.5%	4.2%
Arrogant in its approach	0.6%	0.0%	3.8%	0.0%
Not client focused	1.6%	2.9%	3.8%	7.4%
The credibility of its knowledge/data	0.9%	4.3%	0.0%	1.1%
Not willing to honestly criticize politics and reform efforts in the country	14.5%	18.8%	17.0%	4.2%
Too influenced by developed countries	26.4%	29.0%	39.6%	41.1%
Not enough public disclosure of its work	26.1%	26.1%	32.1%	25.3%
World Bank processes too slow and complex	23.6%	10.1%	11.3%	15.8%
Not aligned with country priorities	11.6%	14.5%	9.4%	14.7%
Not aligned with other donors' work	5.3%	4.3%	0.0%	2.1%
Other	3.5%	4.3%	1.9%	0.0%

Which World Bank instruments do you believe are the MOST effective in reducing poverty in Benin? (Choose no more than TWO)

Percentage of Respondents (Responses Combined)	Cotonou	Abomey-Calavi	Other Cities	Other Areas
Investment lending	60.8%	71.2%	84.5%	70.0%
Capacity development	31.9%	26.0%	25.9%	35.5%
Policy based lending/ budget support to the Government	31.9%	30.1%	25.9%	28.2%
Analytical work	5.0%	5.5%	0.0%	6.4%
Technical assistance	19.8%	15.1%	20.7%	17.3%
Trust Fund management	3.5%	4.1%	1.7%	7.3%
Credits to finance the sector wide approaches (SWAP)	23.6%	23.3%	17.2%	20.9%
Loan/grant for rehabilitation and reconstruction in emergency	11.2%	11.0%	15.5%	10.0%
Other	1.2%	4.1%	1.7%	0.0%
Don't know	5.0%	0.0%	1.7%	0.9%

## B. Overall Attitudes toward the World Bank (continued)

Which World Bank instruments do you believe are LEAST effective in helping to reduce poverty in Benin? (Choose no more than TWO)

Percentage of Respondents (Responses Combined)	Cotonou				Abomey-Calavi				Other Cities				Other Areas			
	N	Mean	SD	N	Mean	SD	N	Mean	SD	N	Mean	SD	N	Mean	SD	
Investment lending	5.6%			4.3%			5.7%			8.9%						
Capacity development	12.8%			17.1%			7.5%			6.7%						
Policy based lending/ budget support to the Government	28.5%			30.0%			34.0%			25.6%						
Analytical work	18.4%			27.1%			13.2%			14.4%						
Technical assistance	19.0%			17.1%			15.1%			16.7%						
Trust Fund management	19.9%			12.9%			24.5%			25.6%						
Credits to finance the sector wide approaches (SWAP)	6.5%			5.7%			9.4%			7.8%						
Loan/grant for rehabilitation and reconstruction in emergency	17.5%			11.4%			13.2%			18.9%						
Other	1.5%			1.4%			3.8%			0.0%						
Don't know	28.2%			27.1%			30.2%			25.6%						

In addition to the regular relations with the national government as its main interlocutor, which TWO of the following groups should the World Bank collaborate with more in your country to ensure better development results there? (Choose no more than TWO)?

Percentage of Respondents (Responses Combined)	Cotonou				Abomey-Calavi				Other Cities				Other Areas			
	N	Mean	SD	N	Mean	SD	N	Mean	SD	N	Mean	SD	N	Mean	SD	
NGOs	39.4%			38.6%			49.2%			41.3%						
Local Government	35.6%			32.9%			52.5%			49.5%						
Beneficiaries	24.1%			24.3%			32.2%			27.5%						
Private sector	39.4%			41.4%			13.6%			18.3%						
Community Based Organizations (CBOs)	23.2%			28.6%			28.8%			25.7%						
Donor community	10.0%			4.3%			3.4%			6.4%						
Foundations	0.6%			0.0%			1.7%			2.8%						
Academia/think tanks/research institutes	11.2%			12.9%			3.4%			9.2%						
Parliament	3.8%			5.7%			1.7%			2.8%						
Media	7.4%			2.9%			1.7%			5.5%						
Faith based organizations	2.1%			4.3%			3.4%			6.4%						
Other	1.2%			1.4%			1.7%			0.0%						

To what extent do you agree with the following statements about the World Bank's work in Benin, on a ten point scale? (1-Strongly disagree, 10-Strongly agree)

### Overall Attitudes toward the World Bank

	Which best represents your geographic location?											
	Cotonou			Abomey-Calavi			Other Cities			Other Areas		
	N	Mean	SD	N	Mean	SD	N	Mean	SD	N	Mean	SD
Overall the World Bank currently plays a relevant role in development in Benin	324	7.25	2.05	70	7.14	2.13	55	7.16	2.11	102	7.43	2.12
The World Bank's work is aligned with what I consider the development priorities for this country	314	6.51	2.21	63	6.14	2.28	52	6.25	2.57	93	6.74	2.26
The World Bank supports programs and strategies that are realistic for Benin*	309	6.89	2.09	60	6.15	2.30	54	7.13	2.12	99	7.11	2.25
The World Bank treats clients and stakeholders in Benin with respect	290	6.97	2.06	64	7.08	2.33	44	7.02	2.77	81	7.37	2.21

\*Significantly different between locations

To what extent is the World Bank an effective development partner in Benin in terms of..., on a ten point scale?

(1-To no degree at all, 10-To a very significant degree)

### Overall Attitudes toward the World Bank

	Which best represents your geographic location?											
	Cotonou			Abomey-Calavi			Other Cities			Other Areas		
	N	Mean	SD	N	Mean	SD	N	Mean	SD	N	Mean	SD
Follow up and follow through*	297	7.36	1.87	64	6.67	2.14	52	7.46	1.85	92	7.61	1.83
Responsiveness	239	6.32	2.12	50	6.14	2.05	40	6.55	1.95	74	6.58	2.11
Flexibility (in terms of the institution's products and services)	256	5.74	2.22	48	5.02	2.26	40	6.15	2.05	68	5.82	1.96
Flexibility (in terms of changing country circumstances)*	254	5.93	2.11	51	5.14	2.22	40	6.35	2.07	73	5.63	2.04
Being inclusive	218	6.32	1.92	45	5.89	2.25	38	6.58	1.76	69	6.36	2.11
Openness (sharing data and other information)	290	6.99	2.15	60	6.37	2.58	48	6.67	2.32	84	7.06	2.11
Staff accessibility*	278	6.27	2.35	56	5.71	2.51	46	5.39	2.83	80	6.59	2.35
Straightforwardness and honesty*	237	7.24	2.05	47	7.23	2.47	40	7.88	1.95	77	8.09	1.82
Collaboration with groups outside of the Government*	252	6.45	2.16	51	6.14	2.42	47	6.32	2.61	82	7.45	2.22
Collaboration with the Government	286	8.10	1.67	64	8.17	1.86	51	8.51	1.60	94	8.47	1.88
Collaboration with other donors	250	7.56	1.95	43	7.49	1.79	34	7.94	2.13	67	7.88	2.31

\*Significantly different between locations

## B. Overall Attitudes toward the World Bank (continued)

When World Bank assisted reform efforts fail or are slow to take place, which TWO of the following would you attribute this to? (Choose no more than TWO)

Percentage of Respondents (Responses Combined)	Which best represents your geographic location?			
	Cotonou	Abomey-Calavi	Other Cities	Other Areas
The World Bank works inefficiently/too slowly	4.8%	5.7%	1.9%	7.1%
The Government works inefficiently/too slowly	37.0%	40.0%	27.8%	37.4%
There is not an adequate level of citizen/civil society participation	38.2%	48.6%	44.4%	38.4%
Poor donor coordination	4.5%	7.1%	1.9%	3.0%
The World Bank does not do adequate follow through/follow-up	5.1%	11.4%	20.4%	1.0%
Lack of/inadequate levels of capacity in Government	26.0%	14.3%	20.4%	17.2%
Political pressures and obstacles	37.0%	32.9%	33.3%	49.5%
Reforms are not well thought out in light of country challenges	39.4%	34.3%	42.6%	30.3%
Other	1.2%	1.4%	1.9%	1.0%

## C. World Bank Effectiveness and Results

### World Bank Effectiveness and Results

	Which best represents your geographic location?											
	Cotonou			Abomey-Calavi			Other Cities			Other Areas		
	N	Mean	SD	N	Mean	SD	N	Mean	SD	N	Mean	SD
To what degree does the World Bank's work help achieve sustainable development results in Benin?*	310	6.99	1.93	64	6.52	2.23	54	7.43	2.02	102	7.42	1.95

(1-To no degree at all, 10-To a very significant degree)

\*Significantly different between locations

How effective do you believe the World Bank is in terms of the work it does in the following areas of development in Benin, on a ten point scale?

(1-Not effective at all, 10-Very effective)

### World Bank Effectiveness and Results

	Which best represents your geographic location?											
	Cotonou			Abomey-Calavi			Other Cities			Other Areas		
	N	Mean	SD	N	Mean	SD	N	Mean	SD	N	Mean	SD
Anti-corruption*	255	5.15	2.54	56	4.20	2.37	39	5.08	2.59	66	5.55	2.60
Global information and communications technology*	215	5.87	2.08	51	5.12	2.67	33	6.61	1.87	50	5.74	2.16
Transport	260	6.78	2.00	65	6.57	2.14	45	6.64	2.02	70	6.71	2.09
Law and justice	197	5.72	2.14	43	5.00	2.05	33	6.00	2.45	47	6.13	2.27
Urban development	235	6.35	2.07	59	6.14	1.98	40	6.45	1.83	62	6.45	1.90
Environmental sustainability	202	6.18	2.13	49	6.14	2.15	36	6.17	2.27	57	6.11	1.97
Regulatory framework	225	6.32	1.94	53	5.81	2.30	29	6.28	2.34	52	6.23	2.09
Basic infrastructure	269	6.70	1.84	58	6.47	2.26	47	7.06	1.94	90	7.10	2.12
Communicable/non-communicable disease*	239	6.90	2.21	55	6.53	2.15	47	7.43	2.08	84	7.45	1.78
Poverty reduction*	288	6.54	2.12	66	6.08	2.28	50	6.80	2.36	97	7.23	2.28
Gender	223	5.96	2.02	49	5.31	2.27	33	6.00	2.35	53	6.09	2.51
Domestic private sector development*	225	5.72	2.09	46	4.74	2.20	35	5.37	1.90	63	5.75	2.30
Foreign investment*	187	5.97	1.90	45	4.98	2.02	26	5.77	2.05	40	5.68	2.23
Water and sanitation	253	6.89	1.68	60	6.40	2.16	40	6.58	1.93	78	6.71	1.92
Trade and exports	184	5.30	1.88	37	5.14	2.30	24	5.67	1.63	39	5.62	2.24
Economic growth	251	6.26	2.08	58	5.83	2.13	39	6.49	2.28	71	6.24	2.25
Energy	241	5.99	2.12	57	5.32	2.51	35	5.89	2.21	61	5.75	2.27
Disaster management	169	5.20	2.09	36	5.31	2.27	29	5.28	2.33	44	4.91	2.45
Monitoring and evaluation*	250	6.99	2.07	58	6.09	2.50	42	7.10	1.71	74	7.05	2.06
Public financial management	243	6.62	2.16	56	6.43	2.61	37	6.14	2.46	52	6.38	2.36
Labor markets/job creation/employment	206	4.78	2.12	53	4.45	2.28	37	4.54	2.51	53	5.47	2.44
Financial markets	169	5.47	2.12	42	5.29	2.23	28	5.93	2.14	56	6.02	2.23
Equality of opportunity	184	5.33	2.35	48	4.75	2.36	27	5.48	2.39	52	5.60	2.43
Health*	277	7.29	1.96	60	6.75	2.08	49	7.45	1.95	91	7.92	1.72
Rural development	256	6.54	1.96	58	6.24	2.36	44	6.27	2.13	81	6.63	2.05
Global integration	180	5.87	2.12	42	6.21	2.33	31	6.19	2.46	43	6.12	2.41
Food security*	233	6.19	2.03	58	5.66	2.39	43	6.37	2.28	80	6.69	2.03
Education	281	6.88	1.93	60	6.52	2.40	47	7.28	1.60	95	7.26	1.96
Social protection*	203	5.70	1.95	44	4.84	2.28	38	6.32	1.76	59	6.02	2.19
Climate change	171	5.32	2.13	45	4.67	2.03	28	5.75	2.46	42	5.31	2.37
Public sector governance	230	6.21	2.12	53	5.64	2.30	35	6.00	2.20	59	5.98	2.45
Regional integration*	177	5.64	2.02	44	4.75	2.41	26	6.08	2.23	41	5.29	2.49
Agricultural development	246	6.42	2.06	57	6.19	2.51	42	5.88	2.45	83	6.54	2.30
Natural resource management	169	4.88	2.38	35	4.89	2.52	32	5.13	2.34	38	5.68	2.73

\*Significantly different between locations

### D. The World Bank's Knowledge

When thinking about the development challenges in Benin, where do you believe it would be most valuable for the World Bank to focus its research and knowledge efforts in the next few years? (Choose no more than THREE)

Percentage of Respondents (Responses Combined)	Cotonou	Abomey-Calavi	Other Cities	Other Areas
Public sector governance	20.9%	19.2%	12.1%	13.8%
Gender	3.2%	4.1%	3.4%	3.7%
Domestic private sector development	26.5%	34.2%	25.9%	20.2%
Foreign investment	2.9%	1.4%	1.7%	1.8%
Water and sanitation	8.8%	9.6%	15.5%	12.8%
Trade and exports	3.5%	6.8%	5.2%	4.6%
Economic growth	14.2%	9.6%	19.0%	13.8%
Energy	23.6%	31.5%	12.1%	21.1%
Disaster management	0.3%	1.4%	0.0%	3.7%
Monitoring and evaluation	4.7%	0.0%	5.2%	4.6%
Education	27.4%	24.7%	32.8%	42.2%
Social protection	3.2%	2.7%	0.0%	5.5%
Climate change	5.6%	2.7%	6.9%	7.3%
Poverty reduction	13.9%	12.3%	22.4%	19.3%
Law and justice	4.7%	5.5%	0.0%	1.8%
Anti-corruption	13.0%	13.7%	19.0%	5.5%
Financial markets	0.6%	1.4%	0.0%	0.9%
Equality of opportunity	1.5%	2.7%	1.7%	2.8%
Urban development	1.5%	1.4%	1.7%	0.0%
Regional integration	1.2%	0.0%	0.0%	0.0%
Global information and communications technology	4.4%	2.7%	6.9%	3.7%
Transport	15.3%	21.9%	5.2%	11.0%
Agricultural development	28.3%	34.2%	24.1%	23.9%
Natural resource management	4.4%	4.1%	1.7%	5.5%
Public financial management	7.7%	4.1%	5.2%	4.6%
Labor markets/job creation/employment	9.1%	9.6%	5.2%	5.5%
Health	20.1%	11.0%	31.0%	21.1%
Rural development	9.7%	15.1%	13.8%	18.3%
Global integration	0.0%	0.0%	1.7%	0.0%
Food security	3.2%	5.5%	3.4%	6.4%
Environmental sustainability	3.2%	1.4%	5.2%	3.7%
Regulatory framework	1.8%	0.0%	0.0%	0.0%
Basic infrastructure	6.5%	4.1%	8.6%	6.4%
Communicable/non-communicable disease	1.5%	1.4%	0.0%	3.7%

How effective do you believe the World Bank's knowledge and research are at ...? (1-Not effective at all, 10-Very effective)

#### The World Bank's Knowledge

	Which best represents your geographic location?											
	Cotonou			Abomey-Calavi			Other Cities			Other Areas		
	N	Mean	SD	N	Mean	SD	N	Mean	SD	N	Mean	SD
Raising your awareness of the particular topic	231	6.49	2.19	47	6.17	2.06	38	6.21	2.06	74	6.32	2.20
Stimulating public debate/dialogue	230	6.26	2.26	48	5.88	2.19	38	6.58	2.32	76	6.59	2.09
Enhancing your knowledge and/or skills	265	7.00	2.07	62	6.58	2.45	45	6.98	2.37	84	6.86	2.11
Contributing to good policy making*	259	7.00	2.09	58	6.16	2.54	45	7.33	1.62	84	7.04	2.13
Providing support for program implementation	265	7.55	1.77	62	6.90	2.23	47	7.23	1.96	83	7.46	1.77

\*Significantly different between locations

### D. The World Bank's Knowledge (continued)

To what extent do you believe that the World Bank's knowledge and research ...? (1-To no degree at all, 10-To a very significant degree)

The World Bank's Knowledge

	Which best represents your geographic location?											
	Cotonou			Abomey-Calavi			Other Cities			Other Areas		
	N	Mean	SD	N	Mean	SD	N	Mean	SD	N	Mean	SD
Are timely	204	6.89	1.83	47	6.02	2.24	29	6.86	2.03	67	6.64	2.14
Include appropriate level of stakeholder involvement during preparation*	238	6.79	1.99	54	5.70	2.48	39	6.33	2.53	82	6.79	2.20
Are relevant to Benin's development priorities	274	6.83	1.94	62	6.06	2.38	48	6.77	2.12	85	6.84	2.00
Provide feasible recommendations*	261	6.92	1.88	59	6.17	2.41	42	6.88	2.19	79	7.18	1.90
Are accessible (well written and easy to understand)	273	6.92	2.01	61	6.25	2.40	44	6.95	2.11	81	7.20	2.00
A source of relevant information on global good practices	258	7.66	1.57	59	7.31	2.07	46	7.52	1.85	77	7.49	1.77
Are adequately disseminated*	239	6.35	2.05	57	5.37	2.33	41	6.20	2.45	73	6.64	2.03
Are appropriately translated	243	6.65	2.05	53	6.42	2.19	36	6.47	1.89	79	7.04	2.19
Are adaptable to Benin's development challenges	260	6.59	2.04	60	6.17	2.28	47	6.60	2.04	81	6.80	1.95

\*Significantly different between locations

The World Bank's Knowledge

	Which best represents your geographic location?											
	Cotonou			Abomey-Calavi			Other Cities			Other Areas		
	N	Mean	SD	N	Mean	SD	N	Mean	SD	N	Mean	SD
Overall, how significant a contribution do you believe the World Bank's knowledge and research make to development results in your county?*	280	6.96	1.94	66	6.56	2.34	48	7.50	2.09	98	7.44	1.93
Overall, how would you rate the technical quality of the World Bank's knowledge/research?*	276	7.63	1.74	61	6.97	2.20	45	7.98	1.60	92	7.77	1.75
Overall, how effective is the World Bank at providing linkage to non-Bank expertise (i.e., South-South knowledge sharing, etc.)?	236	7.64	1.79	55	7.29	1.95	41	8.05	1.73	90	7.79	1.69

(1-Not significant at all, 10-Very significant; 1-Very low technical quality, 10-Very high technical quality; 1-Not effective at all, 10-Very effective)

\*Significantly different between locations

### E. Working with the World Bank

To what extent do you agree/disagree with the following statements, on a ten point scale? (1-Strongly disagree, 10-Strongly agree)

Working with the World Bank

	Which best represents your geographic location?											
	Cotonou			Abomey-Calavi			Other Cities			Other Areas		
	N	Mean	SD	N	Mean	SD	N	Mean	SD	N	Mean	SD
The World Bank disburses funds promptly	279	5.85	2.46	51	5.53	2.88	47	6.00	2.73	77	5.88	2.70
The World Bank effectively monitors and evaluates the projects and programs it supports*	313	7.80	1.88	69	6.91	2.41	52	7.88	1.97	92	7.86	1.78
The World Bank's approvals and reviews are done in a timely fashion	291	6.91	2.04	56	6.41	2.44	48	6.90	2.02	83	6.87	2.27
The World Bank's safeguard policy requirements are reasonable	263	7.01	1.83	59	6.69	2.64	47	7.26	2.14	84	6.76	2.08
The World Bank imposes reasonable conditions on its lending	253	6.44	2.19	55	5.95	2.93	41	6.54	2.43	73	6.21	2.24
Working with the World Bank increases Benin's institutional capacity	307	7.52	1.84	62	7.32	2.22	52	7.71	1.73	91	7.35	1.88
The World Bank ensures consistency and continuity through staff changes	258	7.68	1.77	43	7.77	1.96	39	7.69	1.98	71	7.65	1.86
The World Bank's teams and visits are well coordinated	279	7.92	1.72	51	7.65	1.99	43	7.60	1.73	80	7.73	1.69
Where country systems are adequate, the World Bank makes appropriate use of them	286	7.89	1.94	53	7.94	2.03	47	8.23	1.46	86	7.95	2.12

\*Significantly different between locations

## F. The Future Role of the World Bank in Benin

### The Future Role of the World Bank in Benin

	Which best represents your geographic location?											
	Cotonou			Abomey-Calavi			Other Cities			Other Areas		
	N	Mean	SD	N	Mean	SD	N	Mean	SD	N	Mean	SD
How significant a role do you believe the World Bank should play in Benin's development over the medium term in the near future?	314	8.46	1.76	66	8.36	1.62	57	8.53	1.38	103	8.56	1.64

(1-Not a significant role at all, 10-Very significant role)

### Which of the following SHOULD the World Bank do to make itself of greater value in Benin? (Choose no more than TWO)

Percentage of Respondents (Responses Combined)	Cotonou	Abomey-Calavi	Other Cities	Other Areas
Improve the quality of its experts as related to Benin's specific challenges	33.7%	35.7%	27.3%	40.2%
Reduce the complexity of obtaining World Bank financing	45.4%	51.4%	50.9%	41.1%
Focus primarily on advocacy issues	4.5%	8.6%	7.3%	14.0%
Improve the competitiveness of its financing compared to markets	26.6%	27.1%	27.3%	30.8%
Ensure greater selectivity in its work	17.0%	15.7%	18.2%	13.1%
Provide more adequate data/knowledge/statistics/figures on Benin's economy	13.7%	10.0%	12.7%	12.1%
Offer more innovative financial products	29.3%	22.9%	25.5%	26.2%
Offer more innovative knowledge services	16.7%	10.0%	12.7%	10.3%
Other	5.1%	8.6%	9.1%	4.7%

## G. Communication and Information Sharing

### Where do you get most of your information about economic and social development issues in Benin? (Choose no more than TWO)

Percentage of Respondents (Responses Combined)	Cotonou	Abomey-Calavi	Other Cities	Other Areas
Local newspapers	48.1%	49.3%	48.3%	34.6%
International newspapers	9.3%	14.1%	1.7%	8.4%
Local radio	10.4%	15.5%	27.6%	25.2%
International radio	11.6%	5.6%	5.2%	8.4%
Local television	40.9%	49.3%	69.0%	55.1%
International television	20.0%	5.6%	17.2%	18.7%
Periodicals	6.6%	5.6%	1.7%	3.7%
Internet	43.9%	40.8%	24.1%	32.7%
Blogs	0.3%	0.0%	0.0%	0.9%
Mobile phones	0.0%	1.4%	1.7%	3.7%
Instant messaging	0.3%	1.4%	0.0%	0.0%
Other	5.4%	5.6%	0.0%	5.6%

### How would you prefer to receive information from the World Bank? (Choose no more than TWO)

Percentage of Respondents (Responses Combined)	Cotonou	Abomey-Calavi	Other Cities	Other Areas
World Bank website	55.8%	51.4%	39.0%	60.7%
Direct contact with World Bank (i.e., face to face meetings/discussions)	25.4%	38.9%	40.7%	24.3%
e-Newsletters	13.3%	5.6%	10.2%	3.7%
Instant messaging	7.7%	4.2%	6.8%	12.1%
World Bank seminars/workshops/conferences	37.2%	34.7%	55.9%	38.3%
World Bank Public Information Center	7.7%	18.1%	8.5%	8.4%
World Bank publications and other written materials	40.7%	27.8%	28.8%	29.9%
Mobile phones	3.2%	8.3%	5.1%	8.4%
Social media (Facebook, Twitter, Youtube)	4.1%	6.9%	1.7%	4.7%
Blogs	0.3%	0.0%	0.0%	0.9%
Other	0.0%	2.8%	1.7%	3.7%

### Are you aware of the World Bank's Access to Information Policy under which the Bank will now disclose any information in its possession that is not a list of exceptions?

Percentage of Respondents	Cotonou	Abomey-Calavi	Other Cities	Other Areas
Yes	12.0%	5.6%	3.5%	8.4%
No	88.0%	94.4%	96.5%	91.6%

### Have you requested information from the World Bank on its activities in the past year?

Percentage of Respondents	Cotonou	Abomey-Calavi	Other Cities	Other Areas
Yes	35.2%	37.9%	20.7%	26.5%
No	64.8%	62.1%	79.3%	73.5%

### G. Communication and Information Sharing (continued)

Were you able to obtain this information?

Percentage of Respondents	Cotonou	Abomey-Calavi	Other Cities	Other Areas
Yes	90.1%	84.6%	72.7%	89.3%
No	9.9%	15.4%	27.3%	10.7%

Do you have access to the Internet?

Percentage of Respondents	Cotonou	Abomey-Calavi	Other Cities	Other Areas
Yes	95.7%	91.4%	88.9%	89.4%
No	4.3%	8.6%	11.1%	10.6%

Do you use/have used the World Bank website?\*

Percentage of Respondents	Cotonou	Abomey-Calavi	Other Cities	Other Areas
Yes	60.7%	51.4%	28.6%	36.2%
No	39.3%	48.6%	71.4%	63.8%

\*Significantly different between locations

Which do you primarily use?\*

Percentage of Respondents	Cotonou	Abomey-Calavi	Other Cities	Other Areas
The World Bank's country website (www.banquemonial.org/benin)	57.5%	68.7%	70.6%	69.7%
The World Bank's main website (www.worldbank.org)	42.5%	31.3%	29.4%	30.3%

\*Significantly different between locations

Do you use/have you used the World Bank's Public Information Centers (PICs) in Benin?

Percentage of Respondents	Cotonou	Abomey-Calavi	Other Cities	Other Areas
Yes	10.2%	14.5%	6.9%	10.8%
No	51.7%	42.0%	58.6%	54.9%
I don't know what a PIC is	38.1%	43.5%	34.5%	34.3%

Please rate how much you agree with the following statements, on a ten point scale. (1-Strongly disagree, 10-Strongly agree)

#### Communication and Information Sharing

	Which best represents your geographic location?											
	Cotonou			Abomey-Calavi			Other Cities			Other Areas		
	N	Mean	SD	N	Mean	SD	N	Mean	SD	N	Mean	SD
I use more data from the World Bank as a result of the organization's Open Data policy	219	5.33	2.92	49	5.10	3.02	25	4.24	3.29	56	4.70	2.78
The World Bank's PIC is a valuable source of information related to development in Benin	67	6.42	2.86	16	7.06	3.51	6	8.00	3.03	20	5.95	2.86
I find the World Bank websites easy to navigate	177	7.50	1.94	34	7.56	2.26	15	7.47	2.36	37	7.16	2.09
I find the information on the World Bank's websites useful	169	7.63	1.77	34	7.65	2.35	15	8.27	1.16	35	7.63	1.94
When I need information from the World Bank I know how to find it*	238	7.26	2.34	50	6.44	2.72	30	6.00	3.22	54	6.04	2.96
The World Bank is responsive to my information requests and inquiries*	229	7.09	2.34	46	6.72	2.33	28	5.57	3.26	49	5.76	3.09

\*Significantly different between locations

### H. Background Information

Currently, do you professionally collaborate/work with the World Bank in your country?

Percentage of Respondents	Cotonou	Abomey-Calavi	Other Cities	Other Areas
Yes	61.1%	43.1%	47.4%	46.4%
No	38.9%	56.9%	52.6%	53.6%

Which of the following describes most of your exposure to the World Bank in Benin? (Choose no more than TWO)

Percentage of Respondents (Responses Combined)	Cotonou	Abomey-Calavi	Other Cities	Other Areas
Observer	24.0%	28.1%	29.1%	39.4%
Use World Bank reports/data	30.3%	21.9%	23.6%	11.5%
Engage in World Bank related/sponsored events/activities	40.4%	29.7%	58.2%	51.0%
Collaborate as part of my professional duties	49.3%	35.9%	38.2%	39.4%
Use World Bank website for information, data, research, etc.	21.4%	40.6%	18.2%	8.7%



## Appendix D: Responses to All Questions by Year<sup>1</sup>

FY '07 Response Number = 389 • FY '12 Response Number = 600

### B. Overall Attitudes toward the World Bank

#### Overall Attitudes toward the World Bank

	year					
	FY 2007			FY 2012		
	N	Mean	SD	N	Mean	SD
How familiar are you with the work of the World Bank in Benin?*	379	6.24	2.03	588	5.94	2.40

(1-Not familiar at all, 10-Extremely familiar)

\*Significantly different between country surveys.

#### Overall Attitudes toward the World Bank

	year					
	FY 2007			FY 2012		
	N	Mean	SD	N	Mean	SD
Overall, please rate your impression of the World Bank's effectiveness in Benin.*	350	6.22	2.06	520	6.91	2.02

(1-Not effective at all, 10-Very effective)

\*Significantly different between country surveys.

When thinking about the World Bank's role, which activity do you believe is of greatest VALUE and which activity is of second greatest value in Benin?

Greatest Value	Percentage of Respondents	
	FY 2007	FY 2012
Financial resources*	60.0%	47.0%
Mobilizing third party financial resources	1.0%	13.0%
Technical assistance	6.0%	9.0%
Policy advice	7.0%	11.0%
Donor coordination	10.0%	6.0%
Data**	-	1.0%
Training/capacity building	3.0%	9.0%
Studies/analyses	13.0%	2.0%
Convening/facilitating	1.0%	2.0%
Linkage to non-Bank expertise**	-	0.0%
Other	0.0%	0.0%

\*Includes "Lending when others won't", "Providing loans to finance development projects", and "Providing loans to promote policy reforms" response options from the FY 2007 questionnaire. \*\*Not included in FY 2007 questionnaire.

When thinking about the World Bank's role, which activity do you believe is of greatest VALUE and which activity is of second greatest value in Benin?

2 <sup>nd</sup> Greatest Value	Percentage of Respondents	
	FY 2007	FY 2012
Financial resources*	49.0%	10.2%
Mobilizing third party financial resources	4.2%	10.9%
Technical assistance	6.5%	20.2%
Policy advice	10.1%	16.7%
Donor coordination	9.0%	6.1%
Data**	-	3.3%
Training/capacity building	9.0%	16.7%
Studies/analyses	9.6%	5.6%
Convening/facilitating	2.3%	7.1%
Linkage to non-Bank expertise**	-	2.2%
Other	0.3%	0.9%

\*Includes "Lending when others won't", "Providing loans to finance development projects", and "Providing loans to promote policy reforms" response options from the FY 2007 questionnaire. \*\*Not included in FY 2007 questionnaire.

<sup>1</sup> Only those questions that were asked in the FY '07 and FY '12 country surveys, with similar response scales/options, are presented.

To what extent do you agree with the following statements about the World Bank's work in Benin, on a ten point scale? (1-Strongly disagree, 10-Strongly agree)

#### Overall Attitudes toward the World Bank

	year					
	FY 2007			FY 2012		
	N	Mean	SD	N	Mean	SD
Overall the World Bank currently plays a relevant role in development in Benin*	373	6.91	2.24	560	7.27	2.07
The World Bank's work is aligned with what I consider the development priorities for this country*	356	6.11	2.40	530	6.50	2.26
The World Bank supports programs and strategies that are realistic for Benin*	353	5.88	2.39	530	6.89	2.16
The World Bank treats clients and stakeholders in Benin with respect	321	7.03	2.15	484	7.07	2.19

\*Significantly different between country surveys.

To what extent is the World Bank an effective development partner in Benin in terms of..., on a ten point scale?

(1-To no degree at all, 10-To a very significant degree)

#### Overall Attitudes toward the World Bank

	year					
	FY 2007			FY 2012		
	N	Mean	SD	N	Mean	SD
Flexibility (in terms of changing country circumstances)	191	5.46	2.44	424	5.83	2.12
Staff accessibility*	315	6.64	2.50	467	6.18	2.43
Straightforwardness and honesty*	313	6.85	2.42	406	7.47	2.07

\*Significantly different between country surveys.

### C. World Bank Effectiveness and Results

How effective do you believe the World Bank is in terms of the work it does in the following areas of development in Benin, on a ten point scale?

(1-Not effective at all, 10-Very effective)

#### World Bank Effectiveness and Results

	year					
	FY 2007			FY 2012		
	N	Mean	SD	N	Mean	SD
Anti-corruption	333	5.27	2.44	421	5.10	2.57
Law and justice*	282	4.92	2.39	325	5.73	2.19
Urban development*	299	5.07	2.47	402	6.36	2.00
Regulatory framework*	284	5.50	2.08	365	6.24	2.05
Poverty reduction*	346	5.39	2.12	509	6.65	2.22
Gender*	290	5.53	2.28	364	5.90	2.16
Domestic private sector development	321	5.57	2.32	376	5.59	2.14
Economic growth*	323	5.56	2.04	426	6.22	2.13
Public financial management*	305	6.02	2.29	396	6.52	2.27
Health*	324	6.78	2.19	485	7.36	1.95
Global integration*	297	5.34	2.32	299	5.98	2.22
Education*	329	6.34	2.25	492	6.95	1.98
Social protection*	285	4.88	2.25	347	5.72	2.05
Public sector governance*	315	5.65	2.20	384	6.08	2.21
Agricultural development*	329	5.38	2.29	436	6.38	2.20
Natural resource management*	306	5.48	2.21	278	5.03	2.44

\*Significantly different between country surveys.

### E. Working with the World Bank

To what extent do you agree/disagree with the following statements, on a ten point scale? (1-Strongly disagree, 10-Strongly agree)

#### Working with the World Bank

	year					
	FY 2007			FY 2012		
	N	Mean	SD	N	Mean	SD
The World Bank disburses funds promptly*	186	5.28	2.54	460	5.84	2.57
The World Bank effectively monitors and evaluates the projects and programs it supports	202	7.56	2.33	535	7.70	1.96
The World Bank imposes reasonable conditions on its lending	309	6.16	2.54	427	6.36	2.33
Working with the World Bank increases Benin's institutional capacity	194	7.32	1.89	521	7.50	1.87

\*Significantly different between country surveys.

### G. Communication and Information Sharing

Where do you get most of your information about economic and social development issues in Benin? (Choose no more than TWO)

Percentage of Respondents (Responses Combined)	FY 2007	FY 2012
Local newspapers	42.1%	45.5%
International newspapers	7.9%	8.8%
Local radio	21.7%	16.0%
International radio	16.8%	10.0%
Local television	42.7%	47.4%
International television	6.5%	18.0%
Periodicals	9.0%	5.3%
Internet	30.2%	39.0%
Blogs*	-	0.3%
Mobile phones*	-	1.0%
Instant messaging*	-	0.3%
Other	10.9%	4.8%

\*Not included in FY 2007 questionnaire.

Do you use/have you used the World Bank website?

Percentage of Respondents	FY 2007	FY 2012
Yes	53.3%	51.3%
No	46.7%	48.7%

Which do you primarily use?\*

Percentage of Respondents	FY 2007	FY 2012
The World Bank's country website (www.banquemondial.org/benin)	45.1%	62.6%
The World Bank's main website (www.worldbank.org)	54.9%	37.4%

\*Significantly different between country surveys.

Do you use/have you used the World Bank's Public Information Centers (PICs) in Benin?\*

Percentage of Respondents	FY 2007	FY 2012
Yes	35.5%	10.5%
No	32.4%	51.4%
I don't know what a PIC is	32.1%	38.1%

\*Significantly different between country surveys.

## Appendix E: Indicator Questions as a Function of Exposure to the Bank

Indicator Question	H3. Currently, do you professionally collaborate/work with the World Bank?		H4. Which of the following describes most of your exposure to the World Bank in Benin? (Choose no more than TWO)									
	No Mean	Yes Mean	Observer		Use WB reports/data		Engage in WB activities		Collaborate		Use WB website	
			No Mean	Yes Mean	No Mean	Yes Mean	No Mean	Yes Mean	No Mean	Yes Mean	No Mean	Yes Mean
Overall, please rate your impression of the World Bank's effectiveness in Benin, on a ten-point scale.	6.46	7.27	7.18	6.28	6.98	6.88	6.56	7.44	6.70	7.24	6.97	6.89
To what extent do you believe the World Bank's financial instruments meet the needs of Benin, on a ten-point scale?	6.04	6.87	6.75	5.87	6.62	6.30	6.29	6.85	6.13	6.97	6.53	6.53
To what extent do you believe the World Bank meets Benin's needs for knowledge services, on a ten-point scale?	6.14	6.69	6.69	5.76	6.44	6.58	6.26	6.75	6.26	6.69	6.45	6.57
Overall the World Bank currently plays a relevant role in development in Benin	6.95	7.55	7.54	6.73	7.37	7.17	7.08	7.64	7.08	7.61	7.34	7.26
The World Bank's work is aligned with what I consider the development priorities for this country	5.86	6.98	6.85	5.68	6.65	6.22	6.22	6.96	6.19	6.94	6.57	6.43
Responsiveness	5.98	6.70	6.66	5.61	6.43	6.28	6.15	6.68	6.18	6.62	6.38	6.47
Openness (sharing data and other information)	6.43	7.29	7.31	5.95	6.93	7.03	6.70	7.29	6.62	7.36	6.97	6.92
Collaboration with groups outside of the Government	6.31	6.83	6.96	5.69	6.62	6.61	6.19	7.14	6.31	7.02	6.69	6.36
Collaboration with the Government	8.09	8.36	8.36	7.86	8.27	8.08	8.00	8.51	8.03	8.47	8.22	8.23
Collaboration with other donors	7.41	7.81	7.84	7.24	7.70	7.68	7.47	7.96	7.55	7.85	7.71	7.62
To what degree does the World Bank's work help achieve sustainable development results in Benin, on a ten point scale?	6.69	7.38	7.27	6.64	7.16	6.95	6.88	7.40	6.79	7.47	7.12	7.03
Are adaptable to Benin's development challenges	6.17	6.90	6.89	5.85	6.74	6.39	6.35	7.00	6.31	6.98	6.59	6.80
Overall, how significant a contribution do you believe the World Bank's knowledge and research make to development results in your country, on a ten point scale?	6.77	7.34	7.33	6.51	7.10	7.16	6.88	7.43	6.90	7.37	7.13	7.07
Overall, how would you rate the technical quality of the World Bank's knowledge/research, on a ten point scale?	7.36	7.81	7.81	7.18	7.64	7.70	7.53	7.82	7.50	7.83	7.65	7.69
Where country systems are adequate, the World Bank makes appropriate use of them	7.72	8.13	8.05	7.77	8.02	7.87	7.80	8.18	7.97	7.99	8.01	7.87

Yellow highlight indicates significant difference between Yes and No mean.

## Appendix E: Benin FY 2012 Questionnaire



### **World Bank Client Survey FY12 – BENIN**

The World Bank is interested in gauging the views of clients and partners who are either involved in development in BENIN or who observe activities related to social and economic development. The following survey is meant to give the World Bank's team that works in BENIN, more in-depth insight into how the Bank's work is perceived. This is one tool the World Bank uses to assess the views of its critical stakeholders. With this understanding, the World Bank hopes to develop more effective strategies, outreach and programs that support development in BENIN. The World Bank commissioned an independent firm to oversee the logistics of this effort in BENIN. This ensures anonymity and confidentiality. We hope you'll be candid. To complete the survey, please circle the number that most accurately reflects your answer. **If you prefer not to answer a question, please leave it blank.**

**PLEASE NOTE: IN SOME CASES THE SURVEY WILL ASK FOR A SPECIFIC NUMBER OF RESPONSES. PLEASE DO NOT CHOOSE ANY MORE THAN REQUESTED. IF MORE RESPONSES ARE CHOSEN, DATA CANNOT BE INCLUDED IN ANALYSIS.**

#### **SECTION A: GENERAL ISSUES FACING BENIN**

<b>A1. In general would you say that BENIN is headed in ... ?</b>	
1	The right direction
2	The wrong direction
3	Not sure

**SECTION A: GENERAL ISSUES FACING BENIN (CONT...)**

<b>A2. Listed below are a number of development priorities in BENIN.</b>				
<b>Please identify which of these you consider the FIRST, SECOND, and THIRD most important development priority.</b>		<b>FIRST most important priority (Choose only ONE)</b>	<b>SECOND most important priority (Choose only ONE)</b>	<b>THIRD most important priority (Choose only ONE)</b>
1	Rural development	<input type="checkbox"/>	<input type="checkbox"/>	<input type="checkbox"/>
2	Education	<input type="checkbox"/>	<input type="checkbox"/>	<input type="checkbox"/>
3	Social protection	<input type="checkbox"/>	<input type="checkbox"/>	<input type="checkbox"/>
4	Transport (e.g., roads, bridges, transportation)	<input type="checkbox"/>	<input type="checkbox"/>	<input type="checkbox"/>
5	Poverty reduction	<input type="checkbox"/>	<input type="checkbox"/>	<input type="checkbox"/>
6	Public sector governance	<input type="checkbox"/>	<input type="checkbox"/>	<input type="checkbox"/>
7	Regional integration	<input type="checkbox"/>	<input type="checkbox"/>	<input type="checkbox"/>
8	Gender	<input type="checkbox"/>	<input type="checkbox"/>	<input type="checkbox"/>
9	Domestic private sector development	<input type="checkbox"/>	<input type="checkbox"/>	<input type="checkbox"/>
10	Foreign investment	<input type="checkbox"/>	<input type="checkbox"/>	<input type="checkbox"/>
11	Water and sanitation	<input type="checkbox"/>	<input type="checkbox"/>	<input type="checkbox"/>
12	Energy	<input type="checkbox"/>	<input type="checkbox"/>	<input type="checkbox"/>
13	Monitoring and evaluation	<input type="checkbox"/>	<input type="checkbox"/>	<input type="checkbox"/>
14	Public financial management (e.g., public expenditure, fiscal system reform)	<input type="checkbox"/>	<input type="checkbox"/>	<input type="checkbox"/>
15	Labor markets/job creation/employment	<input type="checkbox"/>	<input type="checkbox"/>	<input type="checkbox"/>
16	Financial markets	<input type="checkbox"/>	<input type="checkbox"/>	<input type="checkbox"/>
17	Urban development	<input type="checkbox"/>	<input type="checkbox"/>	<input type="checkbox"/>
18	Environmental sustainability	<input type="checkbox"/>	<input type="checkbox"/>	<input type="checkbox"/>
19	Equality of opportunity (i.e., equity)	<input type="checkbox"/>	<input type="checkbox"/>	<input type="checkbox"/>
20	Health	<input type="checkbox"/>	<input type="checkbox"/>	<input type="checkbox"/>
21	Global integration	<input type="checkbox"/>	<input type="checkbox"/>	<input type="checkbox"/>
22	Food security	<input type="checkbox"/>	<input type="checkbox"/>	<input type="checkbox"/>
23	Climate change (e.g., mitigation, adaptation)	<input type="checkbox"/>	<input type="checkbox"/>	<input type="checkbox"/>
24	Agricultural development	<input type="checkbox"/>	<input type="checkbox"/>	<input type="checkbox"/>
25	Trade and exports	<input type="checkbox"/>	<input type="checkbox"/>	<input type="checkbox"/>
26	Economic growth	<input type="checkbox"/>	<input type="checkbox"/>	<input type="checkbox"/>
27	Law and justice (e.g., judicial system)	<input type="checkbox"/>	<input type="checkbox"/>	<input type="checkbox"/>
28	Regulatory framework	<input type="checkbox"/>	<input type="checkbox"/>	<input type="checkbox"/>
29	Communicable/non-communicable disease	<input type="checkbox"/>	<input type="checkbox"/>	<input type="checkbox"/>
30	Basic infrastructure	<input type="checkbox"/>	<input type="checkbox"/>	<input type="checkbox"/>
31	Natural resource management (e.g., oil, gas, mining)	<input type="checkbox"/>	<input type="checkbox"/>	<input type="checkbox"/>
32	Anti corruption	<input type="checkbox"/>	<input type="checkbox"/>	<input type="checkbox"/>
33	Disaster management	<input type="checkbox"/>	<input type="checkbox"/>	<input type="checkbox"/>
34	Global information and communications technology	<input type="checkbox"/>	<input type="checkbox"/>	<input type="checkbox"/>

**SECTION A: GENERAL ISSUES FACING BENIN (CONT...)**

<b>A 3. Poverty reduction is a broad term that encompasses work in many different areas.</b>	
<b>Which THREE areas of development listed below do you believe would contribute most to reducing poverty in BENIN? (Choose no more than THREE)</b>	
1	Energy
2	Water and sanitation
3	Equality of opportunity (i.e., equity)
4	Economic growth
5	Climate change (e.g., mitigation, adaptation)
6	Disaster management
7	Regional integration
8	Gender
9	Rural development
10	Urban development
11	Education
12	Regulatory framework
13	Basic infrastructure
14	Social protection
15	Law and justice (e.g., judicial system)
16	Transport (e.g., roads, bridges, transportation)
17	Communicable/non-communicable disease
18	Global information and communications technology
19	Public sector governance
20	Domestic private sector development
21	Foreign investment
22	Global integration
23	Food security
24	Monitoring and evaluation
25	Natural resource management (e.g., oil, gas, mining)
26	Environmental sustainability
27	Health
28	Public financial management (e.g., public expenditure, fiscal system reform)
29	Agricultural development
30	Labor markets/job creation/employment
31	Financial markets
32	Trade and exports
33	Anti corruption

**SECTION A: GENERAL ISSUES FACING BENIN (CONT...)**

<b>A4. Economic growth can be driven by a number of factors.</b>	
<b>Which THREE areas below do you believe would contribute most to generating economic growth in BENIN? (Choose no more than THREE)</b>	
1	Poverty reduction
2	Energy
3	Equality of opportunity (i.e., equity)
4	Social protection
5	Global integration
6	Climate change (e.g., mitigation, adaptation)
7	Anti corruption
8	Disaster management
9	Rural development
10	Foreign investment
11	Urban development
12	Water and sanitation
13	Education
14	Global information and communications technology
15	Regulatory framework
16	Communicable/non-communicable disease
17	Trade and exports
18	Public sector governance
19	Regional integration
20	Domestic private sector development
21	Labor markets/job creation/employment
22	Agricultural development
23	Food security
24	Transport (e.g., roads, bridges, transportation)
25	Monitoring and evaluation
26	Gender
27	Natural resource management (e.g., oil, gas, mining)
28	Environmental sustainability
29	Health
30	Basic infrastructure
31	Law and justice (e.g., judicial system)
32	Public financial management (e.g., public expenditure, fiscal system reform)
33	Financial markets



**SECTION B: OVERALL ATTITUDES TOWARD THE WORLD BANK**

<b>B1. How familiar are you with the work of the World Bank in BENIN, on a ten point scale?</b>									
1	2	3	4	5	6	7	8	9	10
Not familiar at all					Extremely familiar				

<b>B2. *Overall, please rate your impression of the World Bank's effectiveness in BENIN, on a ten point scale?</b>										
1	2	3	4	5	6	7	8	9	10	<input type="checkbox"/>
Not effective at all								Very effective		Don't Know

To what extent do you believe ...												
		To no degree at all								To a very significant degree		Don't know
<b>B3</b>	*The World Bank's financial instruments meet the needs of BENIN, on a ten point scale?	1	2	3	4	5	6	7	8	9	10	<input type="checkbox"/>
<b>B4</b>	*The World Bank meets BENIN's needs for knowledge services (e.g., research, analysis, technical assistance), on a ten point scale?	1	2	3	4	5	6	7	8	9	10	<input type="checkbox"/>
<b>B5</b>	*The World Bank SHOULD seek to influence the global development agenda, on a ten point scale?	1	2	3	4	5	6	7	8	9	10	<input type="checkbox"/>
<b>B6</b>	*The World Bank DOES seek to influence the global development agenda, on a ten point scale?	1	2	3	4	5	6	7	8	9	10	<input type="checkbox"/>

**SECTION B: OVERALL ATTITUDES TOWARD THE WORLD BANK (CONT...)**

**B7. When thinking about how the World Bank can have the most impact on development results in BENIN, in which sectoral areas do you believe the World Bank should focus most of its attention and resources in BENIN? (Choose no more than THREE)**

1	Rural development
2	Education
3	Social protection
4	Transport (e.g., roads, bridges, transportation)
5	Poverty reduction
6	Public sector governance
7	Regional integration
8	Gender
9	Domestic private sector development
10	Foreign investment
11	Water and sanitation
12	Energy
13	Monitoring and evaluation
14	Public financial management (e.g., public expenditure, fiscal system reform)
15	Labor markets/job creation/employment
16	Financial markets
17	Urban development
18	Environmental sustainability
19	Equality of opportunity (i.e., equity)
20	Health
21	Global integration
22	Food security
23	Climate change (e.g., mitigation, adaptation)
24	Agricultural development
25	Trade and exports
26	Economic growth
27	Law and justice (e.g., judicial system)
28	Regulatory framework
29	Communicable/non-communicable disease
30	Basic infrastructure
31	Natural resource management (e.g., oil, gas, mining)
32	Anti corruption
33	Disaster management
34	Global information and communications technology

**SECTION B: OVERALL ATTITUDES TOWARD THE WORLD BANK (CONT...)**

<b>B8. When thinking about the World Bank's role, which activity do you believe is of greatest VALUE and which activity is of second greatest value in BENIN?</b>			
		<b>Greatest Value (Choose only ONE)</b>	<b>Second Greatest Value (Choose only ONE)</b>
1	Financial resources	<input type="checkbox"/>	<input type="checkbox"/>
2	Mobilizing third party financial resources	<input type="checkbox"/>	<input type="checkbox"/>
3	Technical assistance	<input type="checkbox"/>	<input type="checkbox"/>
4	Policy advice	<input type="checkbox"/>	<input type="checkbox"/>
5	Donor coordination	<input type="checkbox"/>	<input type="checkbox"/>
6	Data	<input type="checkbox"/>	<input type="checkbox"/>
7	Training/capacity building	<input type="checkbox"/>	<input type="checkbox"/>
8	Studies/analyses	<input type="checkbox"/>	<input type="checkbox"/>
9	Convening/facilitating	<input type="checkbox"/>	<input type="checkbox"/>
10	Linkage to non-Bank expertise (i.e., South-South knowledge sharing)	<input type="checkbox"/>	<input type="checkbox"/>
11	Other (please specify): _____	<input type="checkbox"/>	<input type="checkbox"/>

<b>B9. Which of the following do you identify as the World Bank's greatest WEAKNESSES in its work in BENIN? (Choose no more than TWO)</b>	
1	Imposing technocratic solutions without regard to political realities
2	Not exploring alternative policy options
3	Too bureaucratic in its operational policies and procedures
4	Staff too inaccessible
5	Arrogant in its approach
6	Not client focused
7	The credibility of its knowledge/data
8	Not willing to honestly criticize politics and reform efforts in the country
9	Too influenced by developed countries
10	Not enough public disclosure of its work
11	World Bank processes too slow and complex
12	Not aligned with country priorities
13	Not aligned with other donors' work
14	Other (please specify): _____

**SECTION B: OVERALL ATTITUDES TOWARD THE WORLD BANK (CONT...)****B10. Which World Bank instruments do you believe are the MOST effective in reducing poverty in BENIN? (Choose no more than TWO)**

1	Investment lending (financing specific projects)
2	Capacity development
3	Policy based lending / Budget support to the Government
4	Analytical work (studies, surveys, etc.)
5	Technical assistance (advice, best practice, international experience)
6	Trust Fund management
7	Credits to finance the sector wide approaches (SWAP)
8	Loan / grant for rehabilitation and reconstruction in emergency
9	Others (specify): _____
10	Don't know

**B11. Which World Bank instruments do you believe are LEAST effective in helping to reduce poverty in BENIN? (Choose no more than TWO)**

1	Investment lending (financing specific projects)
2	Capacity development
3	Policy based lending / Budget support to the Government
4	Analytical work (studies, surveys, etc.)
5	Technical assistance (advice, best practice, international experience)
6	Trust Fund management
7	Credits to finance the sector wide approaches (SWAP)
8	Loan / grant for rehabilitation and reconstruction in emergency
9	Others (specify): _____
10	Don't know

**B12. In addition to the regular relations with the national government as its main interlocutor, which TWO of the following groups should the World Bank work with more in your country to ensure better development results there? (Choose no more than TWO)**

1	NGOs
2	Local Government
3	Beneficiaries
4	Private sector
5	Community Based Organizations (CBOs)
6	Donor community
7	Foundations
8	Academia/think tanks/research institutes
9	Parliament
10	Media
11	Faith based organizations
12	Other (please specify): _____

**SECTION B: OVERALL ATTITUDES TOWARD THE WORLD BANK (CONT...)**

**To what extent do you agree with the following statements about the World Bank's work in BENIN, on a ten point scale?**

		Strongly disagree										Strongly agree		Don't know
		1	2	3	4	5	6	7	8	9	10			<input type="checkbox"/>
<b>B13</b>	*Overall the World Bank currently plays a relevant role in development in BENIN	1	2	3	4	5	6	7	8	9	10			<input type="checkbox"/>
<b>B14</b>	*The World Bank's work is aligned with what I consider the development priorities for this country	1	2	3	4	5	6	7	8	9	10			<input type="checkbox"/>
<b>B15</b>	The World Bank supports programs and strategies that are realistic for BENIN	1	2	3	4	5	6	7	8	9	10			<input type="checkbox"/>
<b>B16</b>	The World Bank treats clients and stakeholders in BENIN with respect	1	2	3	4	5	6	7	8	9	10			<input type="checkbox"/>

**To what extent is the World Bank an effective development partner in BENIN in terms of ..., on a ten point scale?**

		To no degree at all										To a very significant degree		Don't know
		1	2	3	4	5	6	7	8	9	10			<input type="checkbox"/>
<b>B17</b>	Follow up and follow through	1	2	3	4	5	6	7	8	9	10			<input type="checkbox"/>
<b>B19</b>	*Responsiveness	1	2	3	4	5	6	7	8	9	10			<input type="checkbox"/>
<b>B20</b>	Flexibility (in terms of the institution's products and services)	1	2	3	4	5	6	7	8	9	10			<input type="checkbox"/>
<b>B21</b>	Flexibility (in terms of changing country circumstances)	1	2	3	4	5	6	7	8	9	10			<input type="checkbox"/>
<b>B22</b>	Being inclusive	1	2	3	4	5	6	7	8	9	10			<input type="checkbox"/>
<b>B23</b>	*Openness (sharing data and other information)	1	2	3	4	5	6	7	8	9	10			<input type="checkbox"/>
<b>B24</b>	Staff accessibility	1	2	3	4	5	6	7	8	9	10			<input type="checkbox"/>
<b>B25</b>	Straightforwardness and honesty	1	2	3	4	5	6	7	8	9	10			<input type="checkbox"/>
<b>B26</b>	*Collaboration with groups outside of the Government	1	2	3	4	5	6	7	8	9	10			<input type="checkbox"/>
<b>B27</b>	*Collaboration with the Government	1	2	3	4	5	6	7	8	9	10			<input type="checkbox"/>
<b>B28</b>	*Collaboration with other donors	1	2	3	4	5	6	7	8	9	10			<input type="checkbox"/>

**SECTION B: OVERALL ATTITUDES TOWARD THE WORLD BANK (CONT...)**

<b>B29. When World Bank assisted reform efforts fail or are slow to take place, which TWO of the following would you attribute this to? (Choose no more than TWO)</b>	
1	The World Bank works inefficiently/too slowly
2	The Government works inefficiently/too slowly
3	There is not an adequate level of citizen/civil society participation
4	Poor donor coordination
5	The World Bank does not do adequate follow through/follow-up
6	Lack of/inadequate levels of capacity in Government
7	Political pressures and obstacles
8	Reforms are not well thought out in light of country challenges
9	Other (please specify): _____

**SECTION C: WORLD BANK EFFECTIVENESS AND RESULTS**

<b>C1. *To what degree does the World Bank's work, help achieve sustainable development results in BENIN, on a ten point scale?</b>										
1	2	3	4	5	6	7	8	9	10	<input type="checkbox"/>
To no degree at all									To a very significant degree	Don't Know

**SECTION C: WORLD BANK EFFECTIVENESS AND RESULTS (CONT...)**

<b>How effective do you believe the World Bank is in terms of the work it does in the following areas of development in BENIN, on a ten point scale?</b>													
		Not effective at all										Very effective	Don't know
		1	2	3	4	5	6	7	8	9	10		
C2	Anti corruption	1	2	3	4	5	6	7	8	9	10		<input type="checkbox"/>
C3	Global information and communications technology	1	2	3	4	5	6	7	8	9	10		<input type="checkbox"/>
C4	Transport (e.g., roads, bridges, transportation)	1	2	3	4	5	6	7	8	9	10		<input type="checkbox"/>
C5	Law and justice (e.g., judicial system)	1	2	3	4	5	6	7	8	9	10		<input type="checkbox"/>
C6	Urban development	1	2	3	4	5	6	7	8	9	10		<input type="checkbox"/>
C7	Environmental sustainability	1	2	3	4	5	6	7	8	9	10		<input type="checkbox"/>
C8	Regulatory framework	1	2	3	4	5	6	7	8	9	10		<input type="checkbox"/>
C9	Basic infrastructure	1	2	3	4	5	6	7	8	9	10		<input type="checkbox"/>
C10	Communicable/non-communicable disease	1	2	3	4	5	6	7	8	9	10		<input type="checkbox"/>
C11	Poverty reduction	1	2	3	4	5	6	7	8	9	10		<input type="checkbox"/>
C12	Gender	1	2	3	4	5	6	7	8	9	10		<input type="checkbox"/>
C13	Domestic private sector development	1	2	3	4	5	6	7	8	9	10		<input type="checkbox"/>
C14	Foreign investment	1	2	3	4	5	6	7	8	9	10		<input type="checkbox"/>
C15	Water and sanitation	1	2	3	4	5	6	7	8	9	10		<input type="checkbox"/>
C16	Trade and exports	1	2	3	4	5	6	7	8	9	10		<input type="checkbox"/>
C17	Economic growth	1	2	3	4	5	6	7	8	9	10		<input type="checkbox"/>
C18	Energy	1	2	3	4	5	6	7	8	9	10		<input type="checkbox"/>
C19	Disaster management	1	2	3	4	5	6	7	8	9	10		<input type="checkbox"/>
C20	Monitoring and evaluation	1	2	3	4	5	6	7	8	9	10		<input type="checkbox"/>
C21	Public financial management (e.g., public expenditure, fiscal system reform)	1	2	3	4	5	6	7	8	9	10		<input type="checkbox"/>
C22	Labor markets/job creation/employment	1	2	3	4	5	6	7	8	9	10		<input type="checkbox"/>
C23	Financial markets	1	2	3	4	5	6	7	8	9	10		<input type="checkbox"/>
C24	Equality of opportunity (i.e., equity)	1	2	3	4	5	6	7	8	9	10		<input type="checkbox"/>
C25	Health	1	2	3	4	5	6	7	8	9	10		<input type="checkbox"/>
C26	Rural development	1	2	3	4	5	6	7	8	9	10		<input type="checkbox"/>
C27	Global integration	1	2	3	4	5	6	7	8	9	10		<input type="checkbox"/>
C28	Food security	1	2	3	4	5	6	7	8	9	10		<input type="checkbox"/>
C29	Education	1	2	3	4	5	6	7	8	9	10		<input type="checkbox"/>
C30	Social protection	1	2	3	4	5	6	7	8	9	10		<input type="checkbox"/>
C31	Climate change (e.g., mitigation, adaptation)	1	2	3	4	5	6	7	8	9	10		<input type="checkbox"/>
C32	Public sector governance	1	2	3	4	5	6	7	8	9	10		<input type="checkbox"/>
C33	Regional integration	1	2	3	4	5	6	7	8	9	10		<input type="checkbox"/>
C34	Agricultural development	1	2	3	4	5	6	7	8	9	10		<input type="checkbox"/>
C35	Natural resource management (e.g., oil, gas, mining)	1	2	3	4	5	6	7	8	9	10		<input type="checkbox"/>



**SECTION D: THE WORLD BANK'S KNOWLEDGE**

<b>D1. When thinking about the development challenges in BENIN, where do you believe it would be most valuable for the World Bank to focus its research and knowledge efforts in the next few years? (Choose no more than THREE)</b>	
1	Public sector governance
2	Gender
3	Domestic private sector development
4	Foreign investment
5	Water and sanitation
6	Trade and exports
7	Economic growth
8	Energy
9	Disaster management
10	Monitoring and evaluation
11	Education
12	Social protection
13	Climate change (e.g., mitigation, adaptation)
14	Poverty reduction
15	Law and justice (e.g., judicial system)
16	Anti corruption
17	Financial markets
18	Equality of opportunity (i.e., equity)
19	Urban development
20	Regional integration
21	Global information and communications technology
22	Transport (e.g., roads, bridges, transportation)
23	Agricultural development
24	Natural resource management (e.g., oil, gas, mining)
25	Public financial management (e.g., public expenditure, fiscal system reform)
26	Labor markets/job creation/employment
27	Health
28	Rural development
29	Global integration
30	Food security
31	Environmental sustainability
32	Regulatory framework
33	Basic infrastructure
34	Communicable/non-communicable disease

## SECTION D: THE WORLD BANK'S KNOWLEDGE (CONT...)

How effective do you believe the World Bank's knowledge and research are at ...												
		Not effective at all								Very effective		Don't know
		1	2	3	4	5	6	7	8	9	10	
<b>D2</b>	Raising your awareness of the particular topic	1	2	3	4	5	6	7	8	9	10	<input type="checkbox"/>
<b>D3</b>	Stimulating public debate/dialogue	1	2	3	4	5	6	7	8	9	10	<input type="checkbox"/>
<b>D4</b>	Enhancing your knowledge and/or skills	1	2	3	4	5	6	7	8	9	10	<input type="checkbox"/>
<b>D5</b>	Contributing to good policy making	1	2	3	4	5	6	7	8	9	10	<input type="checkbox"/>
<b>D6</b>	Providing support for program implementation	1	2	3	4	5	6	7	8	9	10	<input type="checkbox"/>

To what extent do you believe that the World Bank's knowledge and research ...												
		To no degree at all								To a very significant degree		Don't know
		1	2	3	4	5	6	7	8	9	10	
<b>D7</b>	Are timely	1	2	3	4	5	6	7	8	9	10	<input type="checkbox"/>
<b>D9</b>	Include appropriate level of stakeholder involvement during preparation	1	2	3	4	5	6	7	8	9	10	<input type="checkbox"/>
<b>D10</b>	Are relevant to BENIN's development priorities	1	2	3	4	5	6	7	8	9	10	<input type="checkbox"/>
<b>D11</b>	Provide feasible recommendations	1	2	3	4	5	6	7	8	9	10	<input type="checkbox"/>
<b>D12</b>	Are accessible (well written and easy to understand)	1	2	3	4	5	6	7	8	9	10	<input type="checkbox"/>
<b>D13</b>	A source of relevant information on global good practices	1	2	3	4	5	6	7	8	9	10	<input type="checkbox"/>
<b>D14</b>	Are adequately disseminated	1	2	3	4	5	6	7	8	9	10	<input type="checkbox"/>
<b>D15</b>	Are appropriately translated	1	2	3	4	5	6	7	8	9	10	<input type="checkbox"/>
<b>D16</b>	Are adaptable to BENIN's development challenges	1	2	3	4	5	6	7	8	9	10	<input type="checkbox"/>

<b>D17.</b> *Overall, how significant a contribution do you believe the World Bank's knowledge and research make to development results in your country, on a ten point scale?												
	1	2	3	4	5	6	7	8	9	10		<input type="checkbox"/>
Not significant at all										Very significant		Don't know

**SECTION D: THE WORLD BANK'S KNOWLEDGE (CONT...)**

<b>D18. *Overall, how would you rate the technical quality of the World Bank's knowledge/research, on a ten point scale?</b>											
1	2	3	4	5	6	7	8	9	10	<input type="checkbox"/>	
<b>Very low technical quality</b>									<b>Very high technical quality</b>		Don't know

<b>D19. Overall, how effective is the World Bank at providing linkage to non-Bank expertise (i.e., South-South knowledge sharing, etc.), on a ten point scale?</b>											
1	2	3	4	5	6	7	8	9	10	<input type="checkbox"/>	
<b>Not effective at all</b>									<b>Very effective</b>		Don't know

**SECTION E: WORKING WITH THE WORLD BANK**

Please rate how much you agree with the following statements, on a ten point scale.													
		Strongly disagree										Strongly agree	Don't know
		1	2	3	4	5	6	7	8	9	10		
<b>E1</b>	The World Bank disburses funds promptly	1	2	3	4	5	6	7	8	9	10	<input type="checkbox"/>	
<b>E2</b>	The World Bank effectively monitors and evaluates the projects and programs it supports	1	2	3	4	5	6	7	8	9	10	<input type="checkbox"/>	
<b>E3</b>	The World Bank's approvals and reviews are done in a timely fashion	1	2	3	4	5	6	7	8	9	10	<input type="checkbox"/>	
<b>E4</b>	The World Bank's safeguard policy requirements are reasonable	1	2	3	4	5	6	7	8	9	10	<input type="checkbox"/>	
<b>E5</b>	The World Bank imposes reasonable conditions on its lending	1	2	3	4	5	6	7	8	9	10	<input type="checkbox"/>	
<b>E6</b>	Working with the World Bank increases BENIN's institutional capacity	1	2	3	4	5	6	7	8	9	10	<input type="checkbox"/>	
<b>E7</b>	The World Bank ensures consistency and continuity through staff changes	1	2	3	4	5	6	7	8	9	10	<input type="checkbox"/>	
<b>E8</b>	The World Bank's teams and visits are well coordinated	1	2	3	4	5	6	7	8	9	10	<input type="checkbox"/>	
<b>E9</b>	Where country systems (e.g., procurement, financial management, etc.) are adequate, the World Bank makes appropriate use of them	1	2	3	4	5	6	7	8	9	10	<input type="checkbox"/>	

**SECTION F: THE FUTURE ROLE OF THE WORLD BANK IN BENIN**

<b>F1. How significant a role do you believe the World Bank SHOULD play in BENIN's development over the medium term in the near future, on a ten point scale?</b>										
1	2	3	4	5	6	7	8	9	10	<input type="checkbox"/>
Not a significant role at all									Very significant role	Don't Know

<b>F2. Which of the following SHOULD the World Bank do to make itself of greater value in BENIN? (Choose no more than TWO)</b>	
1	Improve the quality of its experts as related to BENIN's specific challenges
2	Reduce the complexity of obtaining World Bank financing
3	Focus primarily on advocacy issues
4	Improve the competitiveness of its financing compared to markets (e.g., cost, timeliness, and other terms)
5	Ensure greater selectivity in its work
6	Provide more adequate data/knowledge/statistics/figures on BENIN's economy
7	Offer more innovative financial products
8	Offer more innovative knowledge services
9	Others (please specify): _____

**SECTION G: COMMUNICATION AND INFORMATION SHARING**

<b>G1. Where do you get most of your information about economic and social development issues in BENIN? (Choose no more than TWO)</b>	
1	Local newspapers
2	International newspapers
3	Local radio
4	International radio
5	Local television
6	International television
7	Periodicals
8	Internet
9	Blogs
10	Mobile phones
11	Instant messaging
12	Other (please specify): _____

<b>G2. How would you prefer to receive information from the World Bank? (Choose no more than TWO)</b>	
1	World Bank website
2	Direct contact with World Bank (i.e., face to face meetings/discussions)
3	e-newsletters
4	Instant messaging
5	World Bank seminars/workshops/conferences
6	World Bank Public Information Center
7	World Bank publications and other written materials
8	Mobile phones
9	Social media (Facebook, Twitter, Youtube)
10	Blogs
11	Others (please specify): _____

<b>G3</b>	Are you aware of the World Bank's Access to Information Policy under which the Bank will now disclose any information in its possession that is not on a list of exceptions?	<b>Yes</b>	<b>No</b>
<b>G4</b>	Have you requested information from the World Bank on its activities in the past year? <b>(If YES please go to Question G5; if NO please go to G6)</b>	<b>Yes</b>	<b>No</b>
<b>G5</b>	Were you able to obtain this information?	<b>Yes</b>	<b>No</b>
<b>G6</b>	Do you have access to the Internet?	<b>Yes</b>	<b>No</b>
<b>G7</b>	Do you use/have you used the World Bank website?	<b>Yes</b>	<b>No</b>

**SECTION G: COMMUNICATION AND INFORMATION SHARING (CONT...)**

<b>G8. Which do you primarily use?</b>	
1	The World Bank's country website (www.banquemonddiale.org/benin)
2	The World Bank's main website (www.worldbank.org)

<b>G9. Do you use/have you used the World Bank's Public Information Centers (PICs) in BENIN?</b>	
1	Yes
2	No
3	I don't know what PIC is

<b>Please rate how much you agree with the following statements, on a ten point scale.</b>													
		Strongly disagree										Strongly agree	Don't know
		1	2	3	4	5	6	7	8	9	10		
<b>G10</b>	I use more data from the World Bank as a result of the organization's Open Data policy	1	2	3	4	5	6	7	8	9	10		<input type="checkbox"/>
<b>G11</b>	The World Bank's PIC is a valuable source of information related to development in BENIN. <i>(Only answer if you have used the PIC)</i>	1	2	3	4	5	6	7	8	9	10		<input type="checkbox"/>
<b>G12</b>	I find the World Bank websites easy to navigate. <i>(Only answer if you have used a World Bank website)</i>	1	2	3	4	5	6	7	8	9	10		<input type="checkbox"/>
<b>G13</b>	I find the information on the World Bank's websites useful. <i>(Only answer if you have used a World Bank website)</i>	1	2	3	4	5	6	7	8	9	10		<input type="checkbox"/>
<b>G14</b>	When I need information from the World Bank I know how to find it (e.g., whom to call, where to reach them, etc.)	1	2	3	4	5	6	7	8	9	10		<input type="checkbox"/>
<b>G15</b>	The World Bank is responsive to my information requests and inquiries	1	2	3	4	5	6	7	8	9	10		<input type="checkbox"/>

**SECTION H: BACKGROUND INFORMATION**

<b>H1. Which of the following best describes your current position? (Please mark only ONE response)</b>	
1	Office of the President, Prime Minister
2	Office of Minister
3	Office of Parliamentarian
4	Employee of a Ministry, Ministerial Department or Implementation Agency
5	Consultant/Contractor working on World Bank supported Project/Program
6	Project Management Unit (PMU) overseeing implementation of project
7	Local Government Office or Staff
8	Bilateral Agency
9	Multilateral Agency
10	Private Sector Organization
11	Private Foundation
12	Financial Sector/Private Bank
13	NGO
14	Community Based Organization
15	Media (Press, Radio, TV, Web, etc.)
16	Independent Government Institution (i.e., Regulatory Agency, Central Bank/oversight institution)
17	Trade Union
18	Faith-Based Group
19	Academia/Research Institute/Think Tank
20	Judiciary Branch
21	Other (please specify): _____



**SECTION H: BACKGROUND INFORMATION (CONT...)**

<b>H2. Please identify the primary specialization of your work. (Please mark only ONE response)</b>	
1	Agricultural development
2	Anti corruption
3	Basic infrastructure
4	Climate change (e.g., mitigation, adaptation)
5	Communicable/non-communicable disease
6	Disaster management
7	Domestic private sector development
8	Economic growth
9	Education
10	Energy
11	Environmental sustainability
12	Equality of opportunity (i.e., equity)
13	Financial markets
14	Food security
15	Foreign investment
16	Gender
17	Global information and communications technology
18	Global integration
19	Health
20	Labor markets/job creation/employment
21	Law and justice (e.g., judicial system)
22	Monitoring and evaluation
23	Natural resource management (e.g., oil, gas, mining)
24	Poverty reduction
25	Public financial management (e.g., public expenditure, fiscal system reform)
26	Public sector governance
27	Regional integration
28	Regulatory framework
29	Rural development
30	Social protection
31	Trade and exports
32	Transport (e.g., roads, bridges, transportation)
33	Urban development
34	Water and sanitation
35	Other (please specify): _____

**SECTION H: BACKGROUND INFORMATION (CONT...)****H3. Currently, do you professionally collaborate/work with the World Bank in your country?**

1	Yes
2	No

**H4. Which of the following describes most of your exposure to the World Bank in BENIN? (Choose no more than TWO)**

1	Observer (i.e., follow in media, discuss in informal conversations, etc.)
2	Use World Bank reports/data
3	Engage in World Bank related/sponsored events/activities
4	Collaborate as part of my professional duties
5	Use World Bank website for information, data, research, etc.

**H5. Which best represents your geographic location?**

1	Cotonou
2	Abomey-Calavi
3	Porto Novo
4	Parakou
5	Autres villes (Préciser)
6	Zones rurale (préciser la commune)

**Thank you for completing the survey!**