


Government of Nepal
Ministry of Agriculture and Livestock Development
Nepal Pilot Program for Climate Resilience
Building Resilience to Climate Related Hazards

IDA Grant TF 13665 NP



Audited Financial Statements

for
FY 2074/75 (2017/18)



Nepal Pilot Program for Climate Resilience
Project Management Office
Harihar Bhavan
Lalitpur, Nepal

Government of Nepal
Ministry of Agriculture Development
Nepal Pilot Program for Climate Resilience: Building Resilience to Climate Related Hazards

IDA Grant TF 13665 NP

Audited Financial Statements

Summary of Sources and Uses of Funds

Period: 1st. Shrawan2074 to 32th. Ashad 2075(16th. July 2017 to 16th. July 2018)

Amount in NPR

Description	Notes to Account	Cumulative up to FY 2016-17	FY 2017-18	Cumulative to Date
Approved Annual Budget Allocation	6	682,051,000.00	228,834,000.00	910,885,000.00
A Opening Cash/Bank Balance				
Cash/Bank balance of previous period				
B Sources of Funds				
GoN Imprest Fund				
GoN Fund	1	38,417,526.39	9,793,675.49	48,211,201.88
GoN Reimbursable Fund	1	69,644,014.93	(25,135,523.41)	44,508,491.52
Source to be change to GoN Fund			6,324,349.54	6,324,349.54
Transfer Funds yet to be Documented	1	1,939,091.36	-	1,939,091.36
IDA Grant	4	324,620,547.02	181,732,164.81	506,352,711.83
Total (A+B)		434,621,179.70	172,714,666.43	607,335,846.13
C Uses of Funds by Categories				
1 3. Goods, Services and Project Operating Cost	2	434,621,179.70	172,714,666.43	607,335,846.13
Total (1A+1B+2+3+4)		434,621,179.70	172,714,666.43	607,335,846.13
D. Closing Balance				
Total (C+D)		434,621,179.70	172,714,666.43	607,335,846.13

Designated Account Statement

1	Opening Balance	2B	-	100,940,134.56	-
2	Fund Received from IDA	2B	421,352,245.19	182,973,267.71	604,325,512.90
3	Less: Transfer to GoN Treasury Account	2B	326,559,638.38	181,732,164.81	508,291,803.19
4	Less: Direct Payment from Designated Account	2B	-	-	-
5	Foreign Exchange Grain/Loss (+/-)	5	6,147,527.75	5,117,948.94	11,265,476.68
6	Closing Balance (3-4-5+6)		100,940,134.56	107,299,186.39	107,299,186.39

Tika Ram Rijal
Accounts Officer

Shib Nandan Prasad Shah
Project Director

Shukadev Prasad Baskota
Under Secretary (Account)

Dr. Yubak Dhoj G.C.
Secretary

Surya Prasad Gautam
Financial Comptroller General

Baburam Gautam
Deputy Auditor General



Government of Nepal
Ministry of Agriculture Development
Nepal Pilot Program for Climate Resilience: Building Resilience to Climate Related Hazards
IDA Grant TF 13665 NP

Designated Account Reconciliation Statement

Period: 1st. Shrawan 2074 to 32th. Ashad 2075 (16th. July 2017 to 16th. July 2018)

Amount in NPR

Particulars	Cumulative up to FY 2073-74(2016-17)	FY 2074-75 (2017-18)	Cumulative to Date	Remarks
1. Opening Cash Balance		100,940,134.56		
2. Add : Receipt of Funds	421,352,245.19	182,973,267.71	604,325,512.90	
3. Total Cash Balance (1+2)	421,352,245.19	283,913,402.27	604,325,512.90	
4. Less : (a) Transfer to GON Treasury from Designated Account (b) Direct Payment from Designated Account	326,559,638.38	181,732,164.81	508,291,803.19	
5. Foreign Exchange Gain/Loss(Gain)	6,147,527.75	5,117,948.94	11,265,476.68	
6. Closing Designated Account Balance at the end of Reporting Period (3-4+5)	100,940,134.56	107,299,186.39	107,299,186.39	

Amount in USD

Particulars	Cumulative up to FY 2073-74(2016-17)	Reporting FY 2074-75 (2017-18)	Cumulative to Date	Remarks
		Year to date		
1. Opening Cash Balance		981,335.16		
2. Add : Receipt of Funds	4,120,956.72	1,743,111.35	5,864,068.07	
3. Total Cash Balance (1+2)	4,120,956.72	2,724,446.51	5,864,068.07	
4. Less : (a) Transfer to GON Treasury from Designated Account (b) Direct Payment from Designated Account	3,139,621.56	1,743,111.35	4,882,732.91	
5. Closing Designated Account Balance at the end of Reporting Period (3-4)	981,335.16	981,335.16	981,335.16	

Note: Exchange rate published by Nepal Rastra Bank on 16 July 2018 is applied to convert NPR into USD i.e. 1 USD= 109.34 NPR (www.nrb.org.np).

Tika Ram Rijal
Accounts Officer

Shib Nandan Prasad Shah
Project Director

Shukadev Prasad Baskota
Under Secretary (Account)

Dr. Yubak Dhoj G.C.
Secretary

Surya Prasad Gautam
Financial Comptroller General

Baburam Gautam
Deputy Auditor General

Government of Nepal
Ministry of Agriculture Development
Nepal Pilot Program for Climate Resilience: Building Resilience to Climate Related Hazards
IDA Grant TF 13665 NP

GoN and GoN Reimbursable Funds

Budget Head :3121573/3121574

Period: 1st. Shrawan2074 to 32th. Ashad 2075(16th. July 2017 to 16th. July 2018)

Amount in NPR

Description	Cumulative up to FY 2016-17	FY 2017-18	Cumulative to Date
1 GON Funds:			
A GoN Fund Release	39,779,112.39	9,793,675.49	49,572,787.88
B Less: Unspent Balance/ Freez Amount	1,361,586.00	-	1,361,586.00
Net GON Funds (A-B)	38,417,526.39	9,793,675.49	48,211,201.88
2 GoN Reimbursable Funds:			
A GoN Reimbursable Fund Release	414,912,534.61	162,920,990.94	577,833,525.55
B Less: Unspent Balance/ Freez Amount	18,708,881.30	-	18,708,881.30
C Less: IDA Reimbursement	-	-	-
D Less: Source to be change GON Fund*		6,324,349.54	6,324,349.54
E Less: Transfer to GON Treasury	326,559,638.38	181,732,164.81	508,291,803.19
Net GoN Reimbursable Funds (A-B-C-D-E)	69,644,014.93	(25,135,523.41)	44,508,491.52

Reimbursable Funds Transfer and Documented Status

A	Funds Transfer to GoN Treasury	326,559,638.38	181,732,164.81	508,291,803.19
B	Documented	324,620,547.02	181,732,164.81	506,352,711.83
C	Transfer amount still to be Documented (A-B)	1,939,091.36	-	1,939,091.36

* The ineligible expenditure mentioned below made from Gon Reimbursable is to be changed in GON Source



Tika Ram Rijal
Accounts Officer



Shib Nandan Prasad Shah
Project Director



Government of Nepal
Ministry of Agriculture Development
Nepal Pilot Program for Climate Resilience: Building Resilience to Climate Related Hazards
IDA Grant TF 13665 NP


Statement of Expenditure by Line Items/ Category


Budget Head :3121573/4

Period: 1st. Shrawan2074 to 32th. Ashad 2075(16th. July 2017 to 16th. July 2018)



Line Item	Category	Description	Approved Annual Budget	Virement (+/-)	Adjusted Budget	Expenditure		Balance Budget	
						Amount	%	Amount	%
A. Budget Head 3121573 Recurrent Expenditure									
21111	3	Salary	6,460,000.00	-	6,460,000.00	3,512,564.94	54.37%	2,947,435.06	45.63%
21113		Allowances	180,000.00	-	180,000.00	105,207.00	58.45%	74,793.00	41.55%
21119		Other Allowances	2,695,000.00	-	2,695,000.00	1,970,860.00	73.13%	724,140.00	26.87%
21121		Uniform	113,000.00	-	113,000.00	67,500.00	59.73%	45,500.00	40.27%
22111		Water and Electricity	238,000.00	-	238,000.00	173,972.00	73.10%	64,028.00	26.90%
22112		Communication Expenditure	240,000.00	-	240,000.00	109,439.00	45.60%	130,561.00	54.40%
22121		House Rent	1,440,000.00	-	1,440,000.00	1,410,144.00	97.93%	29,856.00	2.07%
22122		Other Rent	1,000,000.00	-	1,000,000.00	793,490.00	79.35%	206,510.00	20.65%
22211		Fuel	1,845,000.00	-	1,845,000.00	1,602,289.00	86.84%	242,711.00	13.16%
22212		Operation and Maintaince	1,330,000.00	-	1,330,000.00	1,323,853.00	99.54%	6,147.00	0.46%
22212		Operation and Maintaince	140,000.00	-	140,000.00	-	0.00%	140,000.00	100.00%
22213		Insurance	140,000.00	-	140,000.00	-	0.00%	140,000.00	100.00%
22311		General Office Expenses	2,599,000.00	-	2,599,000.00	2,576,780.46	99.15%	22,219.54	0.85%
22313		Books	800,000.00	-	800,000.00	480,024.00	60.00%	319,976.00	40.00%
22411		Consultancy Service Expenditure	50,700,000.00	-	50,700,000.00	47,761,598.00	94.20%	2,938,402.00	5.80%
22412		Other Service Charge	1,800,000.00	-	1,800,000.00	1,735,260.00	96.40%	64,740.00	3.60%
22511		Staff Training	9,060,000.00	-	9,060,000.00	4,168,710.00	46.01%	4,891,290.00	53.99%
22512		Skill Development, Training & Seminar for Public awareness	13,103,000.00	-	13,103,000.00	5,332,463.00	40.70%	7,770,537.00	59.30%
22521		Production Materials Service	3,565,000.00	-	3,565,000.00	3,554,816.00	99.71%	10,184.00	0.29%
22522		Program Expenditure	16,256,000.00	-	16,256,000.00	11,397,766.00	70.11%	4,858,234.00	29.89%
22611	Monitoring and Evaluation	2,716,000.00	-	2,716,000.00	2,210,525.00	81.39%	505,475.00	18.61%	
22613	Travelling Expenses	4,300,000.00	-	4,300,000.00	3,548,518.00	82.52%	751,482.00	17.48%	
22711	Miscellaneous	1,200,000.00	-	1,200,000.00	1,060,607.00	88.38%	139,393.00	11.62%	
27211	Scholarship	2,604,000.00	-	2,604,000.00	-	0.00%	2,604,000.00	100.00%	
Total of Recurrent Expenditure			124,384,000.00	-	124,384,000.00	94,896,386.40	76.29%	29,487,613.60	23.71%
A. Budget Head 3121574 Capital Expenditure									
29311	3	Furniture and Fixtures	2,200,000.00	-	2,200,000.00	2,187,069.18	99.41%	12,930.82	0.59%
29411		Vehicles	500,000.00	-	500,000.00	435,800.00	87.16%	64,200.00	12.84%
29511		Machinery Equipment	71,000,000.00	-	71,000,000.00	59,396,061.60	83.66%	11,603,938.40	16.34%
29712		Software Development	30,750,000.00	-	30,750,000.00	15,799,349.25	51.38%	14,950,650.75	48.62%
Total of Capital Expenditure			104,450,000.00	-	104,450,000.00	77,818,280.03	74.50%	26,631,719.97	25.50%
Grand Total			228,834,000.00	-	228,834,000.00	172,714,666.43	75.48%	56,119,333.57	24.52%



Tika Ram Rijal
Accounts Officer



Shib Nandan Prasad Shah
Project Director

Government of Nepal
Ministry of Agriculture Development
Nepal Pilot Program for Climate Resilience: Building Resilience to Climate Related Hazards
IDA Grant TF 13665 NP
Summary of Sourcewise Budget and Expenditure (Consolidated)
Period: 1st. Shrawan2074 to 32th. Ashad 2075(16th. July 2017 to 16th. July 2018)
Budget Head :3121573/4




Category No.	Description	Annual Budget			Expenditure		
		Total	GoN Source	GoN Reimbursable (IDA Grant)	Total	GoN Source	GoN Reimbursable (IDA Grant)
A. Budget Head 3121573 Recurrent Expenditure							
3	Salary	6,460,000.00	2,382,000.00	4,078,000.00	3,512,564.94	1,380,306.80	2,132,258.14
	Allowances	180,000.00	60,000.00	120,000.00	105,207.00	37,000.00	68,207.00
	Other Allowances	2,695,000.00	-	2,695,000.00	1,970,860.00	-	1,970,860.00
	Uniform	113,000.00	38,000.00	75,000.00	67,500.00	37,500.00	30,000.00
	Water and Electricity	238,000.00	-	238,000.00	173,972.00	-	173,972.00
	Communication Expenditure	240,000.00	-	240,000.00	109,439.00	-	109,439.00
	House Rent	1,440,000.00	-	1,440,000.00	1,410,144.00	-	1,410,144.00
	Other Rent	1,000,000.00	-	1,000,000.00	793,490.00	-	793,490.00
	Fuel	1,845,000.00	-	1,845,000.00	1,602,289.00	-	1,602,289.00
	Operation and Maintaince	1,330,000.00	-	1,330,000.00	1,323,853.00	-	1,323,853.00
	Insurance	140,000.00	140,000.00	-	-	-	-
	General Office Expenses	2,599,000.00	123,000.00	2,476,000.00	2,576,780.46	122,359.00	2,454,421.46
	Books	800,000.00	-	800,000.00	480,024.00	-	480,024.00
	Consultancy Service Expenditure	50,700,000.00	1,040,000.00	49,660,000.00	47,761,598.00	1,039,579.00	46,722,019.00
	Other Service Charge	1,800,000.00	-	1,800,000.00	1,735,260.00	-	1,735,260.00
	Staff Training	9,060,000.00	192,000.00	8,868,000.00	4,168,710.00	148,736.00	4,019,974.00
	Skill Development, Training & Seminar for	13,103,000.00	558,000.00	12,545,000.00	5,332,463.00	94,175.00	5,238,288.00
	Production Materials Service	3,565,000.00	600,000.00	2,965,000.00	3,554,816.00	593,176.00	2,961,640.00
	Program Expenditure	16,256,000.00	430,000.00	15,826,000.00	11,397,766.00	-	11,397,766.00
	Monitoring and Evaluation	2,716,000.00	-	2,716,000.00	2,210,525.00	-	2,210,525.00
Travelling Expenses	4,300,000.00	-	4,300,000.00	3,548,518.00	-	3,548,518.00	
Miscellaneous	1,200,000.00	139,000.00	1,061,000.00	1,060,607.00	45,874.00	1,014,733.00	
Scholarship	2,604,000.00	-	2,604,000.00	-	-	-	
Total of Recurrent Expenditure		124,384,000.00	5,702,000.00	118,682,000.00	94,896,386.40	3,498,705.80	91,397,680.60
A. Budget Head 3121574 Capital Expenditure							
3	Furniture and Fixtures	2,200,000.00	182,000.00	2,018,000.00	2,187,069.18	180,939.44	2,006,129.74
	Vehicles	500,000.00	500,000.00	-	435,800.00	435,800.00	-
	Machinery Equipment	71,000,000.00	4,115,000.00	66,885,000.00	59,396,061.60	3,998,875.00	55,397,186.60
	Software Development	30,750,000.00	1,702,000.00	29,048,000.00	15,799,349.25	1,679,355.25	14,119,994.00
Total of Capital Expenditure		104,450,000.00	6,499,000.00	97,951,000.00	77,818,280.03	6,294,969.69	71,523,310.34
Grand Total		228,834,000.00	12,201,000.00	216,633,000.00	172,714,666.43	9,793,675.49	162,920,990.94


Tika Ram Rijal
Accounts Officer



Shib Nandan Prasad Shah
Project Director

Government of Nepal
 Ministry of Agriculture Development
 Nepal Pilot Program for Climate Resilience: Building Resilience to Climate Related Hazards
 IDA Grant TF 13665 NP
 Summary of Sourcewise Budget and Expenditure
Project Management Unit
 Period: 1st. Shrawan2074 to 32th. Ashad 2075(16th. July 2017 to 16th. July 2018)
 Budget Head :3121573/4

Category No.	Description	Annual Budget			Expenditure		
		Total	GoN Source	GoN Reimbursable (IDA Grant)	Total	GoN Source	GoN Reimbursable (IDA Grant)
A. Budget Head 3121573 Recurrent Expenditure				-			
3	Salary	2,382,000.00	2,382,000.00	-	1,380,306.80	1,380,306.80	-
	Allowances	60,000.00	60,000.00	-	37,000.00	37,000.00	-
	Other Allowances	606,000.00		606,000.00	422,500.00	-	422,500.00
	Uniform	38,000.00	38,000.00		37,500.00	37,500.00	-
	Water and Electricity	238,000.00		238,000.00	173,972.00	-	173,972.00
	Communication Expenditure	240,000.00		240,000.00	109,439.00	-	109,439.00
	House Rent	1,440,000.00		1,440,000.00	1,410,144.00	-	1,410,144.00
	Other Rent	600,000.00		600,000.00	582,000.00	-	582,000.00
	Fuel	1,301,000.00		1,301,000.00	1,254,597.00	-	1,254,597.00
	Operation and Maintaince	950,000.00		950,000.00	949,950.00	-	949,950.00
	Insurance	140,000.00	140,000.00	-	-	-	-
	General Office Expenses	1,989,000.00	123,000.00	1,866,000.00	1,987,627.46	122,359.00	1,865,268.46
	Books	-		-	-	-	-
	Consultancy Service Expenditure	50,300,000.00	1,040,000.00	49,260,000.00	47,364,098.00	1,039,579.00	46,324,519.00
	Other Service Charge	1,800,000.00		1,800,000.00	1,735,260.00	-	1,735,260.00
	Staff Training	9,060,000.00	192,000.00	8,868,000.00	4,168,710.00	148,736.00	4,019,974.00
	Skill Development, Training & Seminar for	7,303,000.00	258,000.00	7,045,000.00	4,980,895.00	32,175.00	4,948,720.00
	Production Materials Service	3,565,000.00	600,000.00	2,965,000.00	3,554,816.00	593,176.00	2,961,640.00
	Program Expenditure	6,500,000.00	130,000.00	6,370,000.00	6,348,267.00	-	6,348,267.00
	Monitoring and Evaluation	2,016,000.00		2,016,000.00	2,015,968.00	-	2,015,968.00
	Travelling Expenses	4,000,000.00		4,000,000.00	3,268,056.00	-	3,268,056.00
	Miscellaneous	600,000.00	39,000.00	561,000.00	598,067.00	38,950.00	559,117.00
	Scholarship	2,604,000.00		2,604,000.00	-	-	-
	Total of Recurrent Expenditure	97,732,000.00	5,002,000.00	92,730,000.00	82,379,173.26	3,429,781.80	78,949,391.46
A. Budget Head 3121574 Capital Expenditure							
	Furniture and Fixtures	800,000.00	-	800,000.00	800,000.00	-	800,000.00
	Vehicles	-	-	-	-	-	-
	Machinery Equipment	66,050,000.00	3,472,000.00	62,578,000.00	54,725,314.00	3,457,875.00	51,267,439.00
	Software Development	29,950,000.00	1,250,000.00	28,700,000.00	15,021,994.00	1,250,000.00	13,771,994.00
	Total of Capital Expenditure	96,800,000.00	4,722,000.00	92,078,000.00	70,547,308.00	4,707,875.00	65,839,433.00
	Grand Total	194,532,000.00	9,724,000.00	184,808,000.00	152,926,481.26	8,137,656.80	144,788,824.46


 Tika Ram Rijal
 Accounts Officer


Shree Nandan Prasad Shah
 Project Director



 Shree Nandan Prasad Shah
 Project Director



Government of Nepal
 Ministry of Agriculture Development
 Nepal Pilot Program for Climate Resilience: Building Resilience to Climate Related Hazards
 IDA Grant TF 13665 NP
 Summary of Sourcewise Budget and Expenditure (NARC Compiled)
 Period: 1st. Shrawan 2074 to 32th. Ashad 2075(16th. July 2017 to 16th. July 2018)
 Budget Head :3121573/4

Category No.	Description	Annual Budget			Expenditure		
		Total	GoN Source	GoN Reimbursable (IDA Grant)	Total	GoN Source	GoN Reimbursable (IDA Grant)
A. Budget Head 3121573 Recurrent Expenditure				-			
3	Salary	4,078,000.00	-	4,078,000.00	2,132,258.14	-	2,132,258.14
	Allowances	120,000.00	-	120,000.00	68,207.00	-	68,207.00
	Other Allowances	2,089,000.00	-	2,089,000.00	1,548,360.00	-	1,548,360.00
	Uniform	75,000.00	-	75,000.00	30,000.00	-	30,000.00
	Water and Electricity	-	-	-	-	-	-
	Communication Expenditure	-	-	-	-	-	-
	House Rent	-	-	-	-	-	-
	Other Rent	400,000.00	-	400,000.00	211,490.00	-	211,490.00
	Fuel	544,000.00	-	544,000.00	347,692.00	-	347,692.00
	Operation and Maintaince	380,000.00	-	380,000.00	373,903.00	-	373,903.00
	Insurance	-	-	-	-	-	-
	General Office Expenses	610,000.00	-	610,000.00	589,153.00	-	589,153.00
	Books	800,000.00	-	800,000.00	480,024.00	-	480,024.00
	Consultancy Service Expenditure	400,000.00	-	400,000.00	397,500.00	-	397,500.00
	Other Service Charge	-	-	-	-	-	-
	Staff Training	-	-	-	-	-	-
	Skill Development, Training & Seminar for	5,800,000.00	300,000.00	5,500,000.00	351,568.00	62,000.00	289,568.00
	Production Materials Service	-	-	-	-	-	-
	Program Expenditure	6,856,000.00	125,000.00	6,731,000.00	4,761,349.00	-	4,761,349.00
	Monitoring and Evaluation	700,000.00	-	700,000.00	194,557.00	-	194,557.00
	Travelling Expenses	300,000.00	-	300,000.00	280,462.00	-	280,462.00
	Miscellaneous	600,000.00	100,000.00	500,000.00	462,540.00	6,924.00	455,616.00
	Scholarship	-	-	-	-	-	-
Total of Recurrent Expenditure		23,752,000.00	525,000.00	23,227,000.00	12,229,063.14	68,924.00	12,160,139.14
A. Budget Head 3121574 Capital Expenditure							
	Furniture and Fixtures	1,400,000.00	182,000.00	1,218,000.00	1,387,069.18	180,939.44	1,206,129.74
	Vehicles	500,000.00	500,000.00	-	435,800.00	435,800.00	-
	Machinery Equipment	4,870,000.00	633,000.00	4,237,000.00	4,590,747.60	531,000.00	4,059,747.60
	Software Development	800,000.00	452,000.00	348,000.00	777,355.25	429,355.25	348,000.00
Total of Capital Expenditure		7,570,000.00	1,767,000.00	5,803,000.00	7,190,972.03	1,577,094.69	5,613,877.34
Grand Total		31,322,000.00	2,292,000.00	29,030,000.00	19,420,035.17	1,646,018.69	17,774,016.48


 Tika Ram Rijal
 Accounts Officer


 Shib Nandan Prasad Shah
 Project Director

Government of Nepal
Ministry of Agriculture Development
Nepal Pilot Program for Climate Resilience: Building Resilience to Climate Related Hazards
IDA Grant TF 13665 NP

Withdrawal Summary (IDA Disbursement)

Period: 1st. Shrawan 2074 to 32th. Ashad 2075 (16th. July 2017 to 16th. July 2018)

S. No.	W/A No.	Requested			Value Date	Disbursed						Remarks
		Currency	Amount	NPR		Category 3		DA Advance		Total		
						USD	NPR	USD	NPR	USD	NPR	
A. Cumulative up to FY 2016-17		USD	4,120,956.72	424,718,333.10	0	3,120,956.72	324,620,547.02	1,000,000.00	99,760,000.00	4,120,956.72	424,380,547.02	
B. Reporting Period FY 2017-18												
Replenishment Received	MOAD WA 9	USD	293,831.79	30,067,807.42	30-Nov-17	293,831.79	30,067,807.42					
Replenishment Received	MOAD WA 10	USD	149,555.00	15,359,298.11	9-Feb-18	149,555.00	15,359,298.11					
Replenishment Received	MOAD WA 11	USD	237,002.44	24,216,909.40	15-Feb-18	237,002.44	24,216,909.40					
Replenishment Received	MOAD WA 12	USD	342,553.22	35,193,917.46	2-Apr-18	342,553.22	35,193,917.46					
Replenishment Received	MOAD WA 13	USD	720,168.90	76,894,232.42	29-May-18	720,168.90	76,894,232.42					
Sub Total of (B)			1,743,111.35	181,732,164.81		1,743,111.35	181,732,164.81	-	-	-	-	
C. Cumulative as of Reporting Period (A+B)			5,864,068.07	606,450,497.91	-	4,864,068.07	506,352,711.83	1,000,000.00	99,760,000.00	4,120,956.72	424,380,547.02	



Tika Ram Rijal
Accounts Officer




Shib Nandan Prasad Shah
Project Director



Government of Nepal
Ministry of Agriculture Development
Nepal Pilot Program for Climate Resilience: Building Resilience to Climate Related Hazards
IDA Grant TF 13665 NP

Audited Financial Statements

Period: 1st. Shrawan 2074 to 32th. Ashad 2075(16th. July 2017 to 16th. July 2018)

Designated Account Exchange Gain and Loss Statement

S.N.	Particular	Cumulative up to FY 2016-17	FY 2017-18	Cumulative to date	Remarks
1	Gain/Loss Adjustment	6,147,527.75	5,117,948.94	11,265,476.69	
			-	-	
	Net Exchange Gain/Loss	6,147,527.75	5,117,948.94	11,265,476.69	-





Government of Nepal
Ministry of Agriculture Development
Nepal Pilot Program for Climate Resilience: Building Resilience to Climate Related Hazards
IDA Grant TF 13665 NP

Designated Account Transaction Details

Period: 1st. Shrawan 2074 to 32th. Ashad 2075 (16th. July 2017 to 16th. July 2018)

Date	Description	Advance				Transferred to GoN Treasury				Balance		Remarks	
		Value Date	Exchange Rate	Amount USD	Amount NPR	Exchange Rate	Amount USD	Amount NPR	Exchange gain/loss adjustment	USD	NPR		
1	2	3	4	5	6	7	8	9	12	13	14=14+6-9+12	17	
26-Sep-13	IDA Fund received (W/A 1)	25-Sep-13	99.76	1,000,000.00	99,760,000.00					1,000,000.00	99,760,000.00		
6-Dec-13	Transfer to GON Treasury					98.51	90,322.60	8,897,679.00		909,677.40	90,862,321.00		
28-Mar-14	Transfer to GON Treasury					96.20	7,244.33	696,904.58		902,433.07	90,165,416.42		
11-May-14	Replenishment Received WA 2	11-May-14		70,190.96	6,914,511.47					972,624.03	97,079,927.89		
15-Jul-14	Exchange rate adjustment		95.90						(3,805,283.41)	972,624.03	93,274,644.48		
Cumulative up to FY 2013/14				1,070,190.96	106,674,511.47		97,566.93	9,594,583.58	(3,805,283.41)	972,624.03	93,274,644.48		
FY 2014/15													
2-Nov-14	Transfer to GON Treasury					97.88	394,659.12	38,629,234.58		577,964.91	54,645,409.90		
9-Mar-15	Replenishment Received WA 3	9-Mar-15		282,855.07	27,685,854.25					860,819.98	82,331,264.15		
23-Mar-15	Transfer to GON Treasury					99.64	15,470.67	1,541,498.00		845,349.31	80,789,766.15		
16-Jul-15	Exchange rate adjustment		101.14						4,708,863.06	845,349.31	85,498,629.21		
Total				282,855.07	27,685,854.25		410,129.79	40,170,732.58	4,708,863.06	845,349.31	85,498,629.21		
Cumulative up to FY 2014/15				1,353,046.03	134,360,365.72		507,696.72	49,765,316.16	903,579.65	845,349.31	85,498,629.21		
FY 2015/16													
9-Oct-15	Transfer to GON Treasury					103.89	807,447.56	83,885,727.18		37,901.75	1,612,902.03		
5-Nov-15	Replenishment Received WA 3			943,433.40	97,111,586.26	100.73				981,335.15	98,724,488.29		
16-May-14	Transfer to GON Treasury					105.57	356,998.65	37,688,348.00		624,336.50	61,036,140.29		
15-Jul-14	Exchange rate adjustment		106.73						5,599,294.35	624,336.50	66,635,434.65		
Total				943,433.40	97,111,586.26		1,164,446.21	121,574,075.18	5,599,294.35	624,336.50	66,635,434.65		
Cumulative up to FY 2015/16				2,296,479.43	231,471,951.98		1,672,142.93	171,339,391.34	6,502,874.00	624,336.50	66,635,434.65		
FY 2016/17													
30-Sep-16	Transfer to GON Treasury					106.70	609,184.63	65,000,000.00		15,151.87	1,635,434.64		
27-Oct-16	Replenishment Received WA 5			596,571.18	63,588,522.08					611,723.05	65,223,956.73		
15-Nov-16	Exchange Rate Adjustment		107.31						420,043.77	611,723.05	65,644,000.50		
19-Jan-17	Transfer to GON Treasury					108.50	351,100.87	38,094,444.00		260,622.18	27,549,556.50		
13-Mar-17	Exchange Rate Adjustment		106.27						146,762.57	260,622.18	27,696,319.07		
23-May-17	Transfer to GON Treasury					103.05	220,563.02	22,729,019.00		40,059.16	4,967,300.07		
4-Jun-17	Replenishment Received WA 6			720,712.98	74,139,744.25					760,772.14	79,107,044.32		
4-Jun-17	Replenishment Received WA 7			220,563.02	22,689,317.87					981,335.16	101,796,362.19		
11-Jun-17	Transfer to GON Treasury					102.56	286,630.11	29,396,784.04		694,705.05	72,399,578.15		
18-Jun-17	Replenishment Received WA 8			286,630.11	29,462,709.01					981,335.16	101,862,287.16		
15-Jul-17	Exchange Rate Adjustment		102.86						(922,152.60)		100,940,134.56		
Total				1,824,477.29	189,880,293.21		1,467,478.63	155,220,247.04	(355,346.26)				
Cumulative up to FY 2016/17				4,120,956.72	421,352,245.19		3,139,621.56	326,559,638.38	6,147,527.75				
FY 2017/18													
27-Jul-17	Transfer to GON Treasury					102.70	149,555.00	15,359,298.11		831,780.16	85,580,836.45		
20-Aug-17	Replenishment Received WA 5					102.33	293,831.79	30,067,807.42		537,948.37	55,513,029.03		
16-Nov-17	Exchange Rate Adjustment		104.04						420,043.77	55,933,072.80			
First Trimester Total							443,386.79	45,427,105.53	420,043.77	537,948.37	55,933,072.80		
4-Dec-17	Replenishment Received WA 9		102.85	293,831.79	30,220,599.60					831,780.16	86,153,672.40		
24-Dec-17	Transfer to GON Treasury					102.18	237,002.44	24,216,909.40		594,777.72	61,936,763.00		
11-Feb-18	Transfer to GON Treasury					102.74	342,553.22	35,193,917.46		252,224.50	26,742,845.54		
11-Feb-18	Replenishment Received WA 10		102.74	149,555.00	15,365,280.70				5,982.59	401,779.50	42,114,108.83		
18-Feb-18	Replenishment Received WA 11		102.44	237,002.44	24,278,529.95				61,620.55	638,781.94	66,454,259.33		
14-Mar-18	Exchange Rate Adjustment									638,781.94	66,454,259.33		
14-Mar-18	Exchange Gain/ Loss Adjustment		103.53						(321,165.08)	638,781.94	66,133,094.25		
Second Trimester Total				680,389.23	69,864,410.25		579,555.66	59,410,826.86	(253,561.94)	638,781.94	66,133,094.25		
3-Apr-18	Replenishment Received WA 12		103.98	342,553.22	35,618,683.82				424,766.36	981,335.16	102,176,544.43		
19-Apr-18	Transfer to GON Treasury					104.76	296,385.83	31,049,379.42		684,949.33	71,127,165.01		
17-May-18	Transfer to GON Treasury					108.18	423,783.07	45,844,853.00		261,166.26	25,282,312.01		
29-May-18	Replenishment Received WA 13		107.60	720,168.90	77,490,173.64				595,941.22	981,335.16	103,368,426.87		
14-Mar-18	Exchange Gain/ Loss Adjustment		109.34						3,930,759.53		107,299,186.39		
Third Trimester Total				1,067,722.12	113,108,857.46		720,168.90	76,894,232.42	4,951,467.11				
Cumulative to date				4,801,345.95	491,216,655.44		4,162,564.01	431,397,570.77	11,265,476.68	537,948.37	55,933,072.80		


Tika Ram Rijal
Accounts Officer


Shih Nandan Prasad Shah
Project Director





Government of Nepal
Ministry of Agriculture Development
Nepal Pilot Program for Climate Resilience: Building Resilience to Climate Related Hazards
IDA Grant TF 13665 NP
Statement of Expenditure
(Funds disbursed under SOE procedure)

Period: 1st. Shrawan2074 to 32th. Ashad 2075(16th. July 2017 to 16th. July 2018)

WA No	WB Transaction		Category -3: Goods , Services and Project Operating Costs		Total		Remarks
	No	Value Date	NPR	USD	NPR	USD	
Cumulative up to Up to FY 2016-17			319,602,618.02	3,074,708.53	319,602,618.02	3,074,708.53	
FY 2017-18							
MOAD WA 9		30-Nov-17	30,067,807.42	293,831.79	30,067,807.42	293,831.79	
MOAD WA 10	21	9-Feb-18	15,359,298.11	149,555.00	15,359,298.11	149,555.00	
MOAD WA 11	22	15-Feb-18	24,216,909.40	237,002.44	24,216,909.40	237,002.44	
MOAD WA 12	26	2-Apr-18	19,274,110.46	187,600.85	19,274,110.46	187,600.85	
MOAD WA 13		29-May-18	70,298,093.42	657,204.61	70,298,093.42	657,204.61	
Sub total 2017-18			159,216,218.81	1,525,194.69	159,216,218.81	1,525,194.69	
Grand total as on 16 July 2018			478,818,836.83	4,599,903.22	478,818,836.83	4,599,903.22	

Tika Ram Rijal
Accounts Officer

Shib Nandan Prasad Shah
Project Director

Shukadev Prasad Baskota
Under Secretary (Account)

Dr. Yubak Dhoj G.C.
Secretary

Surya Prasad Gautam
Financial Comptroller General

Baburam Gautam
Deputy Auditor General

Nepal Rastra Bank
Banking Office, Thapathali
(Account Statement)

Client Code : 1201700

Client Name : MINISTRY OF AGRICULTURE & CO-OPER.

A/c No : 1201700/001.042.840

A/c Name : BUILDING RESILIENCE TO CLIMATE REL

Currency : USD

Date	Value Date	Ref./Chq.	Description	Dr/Cr	Amount		Exch. Rate	Balance
					FC	NPR		
2017/07/17	2017/07/17		BALANCE b/d	CR	981,335.16			981,335.16
2017/07/27	2017/07/27	ORMT	TRANSFER ACCOUNT TO ACCOUNT CENTRAL	DR	-149,555.00	-15,359,298.11	102.70	831,780.16
2017/08/20	2017/08/20		TRANSFER ACCOUNT TO ACCOUNT CENTRAL	DR	-293,831.79	-30,067,807.42	102.33	537,948.37
2017/12/04	2017/12/04	6IRMT/43/073/74	TRANSFER ACCOUNT TO ACCOUNT	CR	293,831.79	30,220,599.60	102.85	831,780.16
2017/12/24	2017/12/24	ORMT	TRANSFER ACCOUNT TO ACCOUNT CENTRAL	DR	-237,002.44	-24,216,909.40	102.18	594,777.72
2018/02/11	2018/02/11	ORMT	TRANSFER ACCOUNT TO ACCOUNT CENTRAL	DR	-342,553.22	-35,193,917.46	102.74	252,224.50
2018/02/11	2018/02/11	6IRMT/68/074/75	IBRDUS33//RFB/AC476217 TF 13665 001	CR	149,555.00	15,365,280.70	102.74	401,779.50
2018/02/18	2018/02/18	6IRMT/72/074/75	/RFB/AC482312	CR	237,002.44	24,278,529.95	102.44	638,781.94
2018/04/03	2018/04/03	6IRMT/94/074/75	/RFB/AC537750 TF 13665 001 MOAD WA	CR	342,553.22	35,618,683.82	103.98	981,335.16
2018/04/19	2018/04/19		TRANSFER ACCOUNT TO ACCOUNT CENTRAL	DR	-296,385.83	-31,049,379.42	104.76	684,949.33
2018/05/17	2018/05/17		TRANSFER ACCOUNT TO ACCOUNT CENTRAL	DR	-423,783.07	-45,844,853.00	108.18	261,166.26
2018/05/29	2018/05/29	6IRMT/123/074/75	IBRD/TF 13665 001 MOAD WA 12	CR	720,168.90	77,490,173.64	107.60	981,335.16

*This statement is for viewing purpose only and can not be claimed as authenticated statement.