



Health Services Improvement Project (P074027)

EAST ASIA AND PACIFIC | Lao People's Democratic Republic | Health, Nutrition & Population Global Practice |
IBRD/IDA | Specific Investment Loan | FY 2006 | Seq No: 14 | ARCHIVED on 30-Dec-2015 | ISR20167 |

Implementing Agencies: The National Project Coordination Office

Key Dates

Key Project Dates

Bank Approval Date:13-Sep-2005

Effectiveness Date:22-Feb-2006

Planned Mid Term Review Date:--

Actual Mid-Term Review Date:--

Original Closing Date:30-Jun-2011

Revised Closing Date:31-Dec-2015

Project Development Objectives

Project Development Objective (from Project Appraisal Document)

The Project Development Objective is to assist the Lao PDR to improve the health status of its population, particularly the poor and rural population, in eight Central and Southern Provinces.

Has the Project Development Objective been changed since Board Approval of the Project Objective?

Yes

Board Approved Revised Project Development Objective (If project is formally restructured)

To assist Lao PDR to increase utilization and quality of health services, particularly for poor women and children in rural areas in Project Provinces.

Components

Name

Improving the Quality and Utilization of Health Services:(Cost \$10.15 M)

Strengthening Institutional Capacity for Health Service Provision:(Cost \$12.28 M)

Improving Equity, Efficiency, and Sustainability of Health Care Financing:(Cost \$2.57 M)

Overall Ratings

Name	Previous Rating	Current Rating
Progress towards achievement of PDO	● Moderately Satisfactory	● Moderately Satisfactory
Overall Implementation Progress (IP)	● Satisfactory	● Satisfactory
Overall Risk Rating	● Moderate	● Moderate



Implementation Status and Key Decisions

Implementation of all components under the Project is now completed. The Government and other development partners has provided their financial support to implement Free MCH in 42 Districts in the 5 Project provinces, after the IDA funding funding was fully disbursed in December 2014. The provision of free maternal health has been constantly provided with the Government subsidies from January 2015 to present. Overall, the Project has made significant achievements towards the Project Development Objectives (PDO). Provisional estimates indicate that facility delivery rate increased from 24% to 39%, about 81,744 women delivered their baby at health facilities and about 204, 052 women received health care benefit from the project; the inpatient and outpatient discharge per capital for children under-five increased from 0.06 to 0.09 and from 0.24 to 1.18 respectively, which is about 11,487 and 150,611 of children under-five have received inpatient care and outpatient care; number of poor households with access to basic package of health services increased from 13,185 to 19,066; and total people received a basic package of health care, nutrition, or reproductive health services under the project support increased from 104,762 to 896, 320 which is almost 4 times higher than their targets.

The key successes of the Project are i) development of internal and external verifications mechanism for the Free MCH provide platform for the Ministry of Health to improve the verification section in the National Guideline for the Free MCH; ii) launching of web-based health management information system - District Health Information System 2 (DHIS2) which now cover the whole country; iii) improvement of the quality checklist and standard medical equipment for district hospital and health center which has been included in the Health Governance and Nutrition Development Project. The Project began to incrementally transfer the responsibility in managing the project activities to technical departments which create a strong ownership and commitment to the Ministry of Health. The Project is closing on December 31, 2015, key lessons and recommendations offer a rich opportunity in assessing results-based financing interventions which provides a strong foundation to use the Disbursement-Linked Indicators (DLI) in the Health Governance and Nutrition Development Project

Risks

Systematic Operations Risk-rating Tool

Risk Category	Rating at Approval	Previous Rating	Current Rating
Political and Governance	--	● Low	● Low
Macroeconomic	--	● Moderate	● Moderate
Sector Strategies and Policies	--	● Moderate	● Moderate
Technical Design of Project or Program	--	● Moderate	● Moderate
Institutional Capacity for Implementation and Sustainability	--	● Moderate	● Moderate
Fiduciary	--	● Moderate	● Moderate
Environment and Social	--	● Moderate	● Moderate
Stakeholders	--	● Low	● Low
Other	--	--	--
Overall	--	● Moderate	● Moderate

Results



Project Development Objective Indicators

► Percentage of deliveries occurring in a health facility (Percentage, Custom)

	Baseline	Actual (Previous)	Actual (Current)	End Target
Value	24.00	36.00	39.00	35.00
Date	01-Sep-2011	30-May-2015	30-Sep-2015	30-Sep-2015

Comments

The 39% is 12 months data from October 2014-September 2015.

► Child under-five inpatient discharges per capita (Percentage, Custom)

	Baseline	Actual (Previous)	Actual (Current)	End Target
Value	0.06	0.08	0.09	0.08
Date	01-Sep-2011	27-Oct-2014	30-Sep-2015	30-Sep-2015

Comments

Implementation of the free child health covers 20 of the 42 project districts in the 5 project provinces. The intervention ceased in Salavan and Attapue provinces in December 2014, and in Savannakhet province in March 2015. The free child health continue from January to December 2015 with financial supported by Swiss Red Cross.

► People with access to a basic package of health, nutrition, or reproductive health services (number) (Number, Core)

	Baseline	Actual (Previous)	Actual (Current)	End Target
Value	104762.00	391770.00	896320.00	500000.00
Date	01-Sep-2011	30-May-2015	30-Sep-2015	30-Sep-2015

► Average balanced scorecard quality score among health facilities implementing Paying for Quality (Percentage, Custom)

	Baseline	Actual (Previous)	Actual (Current)	End Target
Value	--	0.00	62.00	85.00



Date	01-Jul-2014	30-May-2015	30-Sep-2015	30-Sep-2015
------	-------------	-------------	-------------	-------------

Comments

The measure for this indicator is changed from number to percentage according to the final implementation guideline for the pay for quality intervention. Implementation of the activities was only 6 months from July-December 2014. As end of December 2014, the target reached 62%.

► Number of poor households with access to a basic package of health services (Number, Custom)

	Baseline	Actual (Previous)	Actual (Current)	End Target
Value	13185.00	19066.00	19066.00	17000.00
Date	01-Sep-2011	30-May-2015	30-Sep-2015	30-Sep-2015

Overall Comments

Intermediate Results Indicators

► Number of health facilities providing free maternal health services (Number, Custom)

	Baseline	Actual (Previous)	Actual (Current)	End Target
Value	25.00	295.00	295.00	290.00
Date	01-Sep-2011	30-May-2015	30-Sep-2015	30-Sep-2015

► Pregnant women receiving antenatal care during a visit to a health provider (number) (Number, Core)

	Baseline	Actual (Previous)	Actual (Current)	End Target
Value	0.00	150395.00	186775.00	180417.00
Date	30-Sep-2011	30-May-2015	30-Sep-2015	30-Sep-2015



▶ Health facilities constructed, renovated, and/or equipped (number) (Number, Core)

	Baseline	Actual (Previous)	Actual (Current)	End Target
Value	37.00	212.00	333.00	185.00
Date	01-Sep-2011	30-May-2015	30-Sep-2015	30-Sep-2015

▶ Number of supervision visits to health centers in the last quarter (Number, Custom)

	Baseline	Actual (Previous)	Actual (Current)	End Target
Value	41.00	183.00	183.00	200.00
Date	01-Sep-2011	30-May-2015	30-Sep-2015	30-Sep-2015

▶ Children immunized (number) (Number, Core)

	Baseline	Actual (Previous)	Actual (Current)	End Target
Value	58032.00	137454.00	218340.00	309144.00
Date	01-Sep-2011	30-May-2015	30-Sep-2015	30-Sep-2015

▲ Children immunized - under 12 months against DTP3 (number) (Number, Core Breakdown)

	Baseline	Actual (Previous)	Actual (Current)	End Target
Value	58032.00	137454.00	218340.00	309144.00
Date	01-Sep-2011	30-May-2015	30-Sep-2015	30-Sep-2015



▶ Direct project beneficiaries (Number, Core)

	Baseline	Actual (Previous)	Actual (Current)	End Target
Value	0.00	332701.00	351767.00	350000.00
Date	01-Sep-2011	30-May-2015	30-Sep-2015	30-Sep-2015

▲ Female beneficiaries (Percentage, Core Supplement)

	Baseline	Actual (Previous)	Actual (Current)	End Target
Value	0.00	0.00	81.30	70.00

▶ Health personnel receiving training (number) (Number, Core)

	Baseline	Actual (Previous)	Actual (Current)	End Target
Value	332.00	1679.00	1518.00	1212.00
Date	01-Sep-2011	30-May-2015	30-Sep-2015	30-Sep-2015

Comments

The 1518 are the actual number of scholars graduated during project implementation and financed 100% by the project.

▶ Number of cases of HEF assistance for the payment of health care costs (Number, Custom)

	Baseline	Actual (Previous)	Actual (Current)	End Target
Value	0.00	449943.00	580760.00	250000.00
Date	01-Sep-2011	30-May-2015	30-Sep-2015	30-Sep-2015






► Number of districts reporting HMIS indicators using the web-based system according to schedule (Number, Custom)

	Baseline	Actual (Previous)	Actual (Current)	End Target
Value	0.00	42.00	134.00	42.00
Date	01-Sep-2011	30-May-2015	30-Sep-2015	30-Sep-2015

Overall Comments

Data on Financial Performance

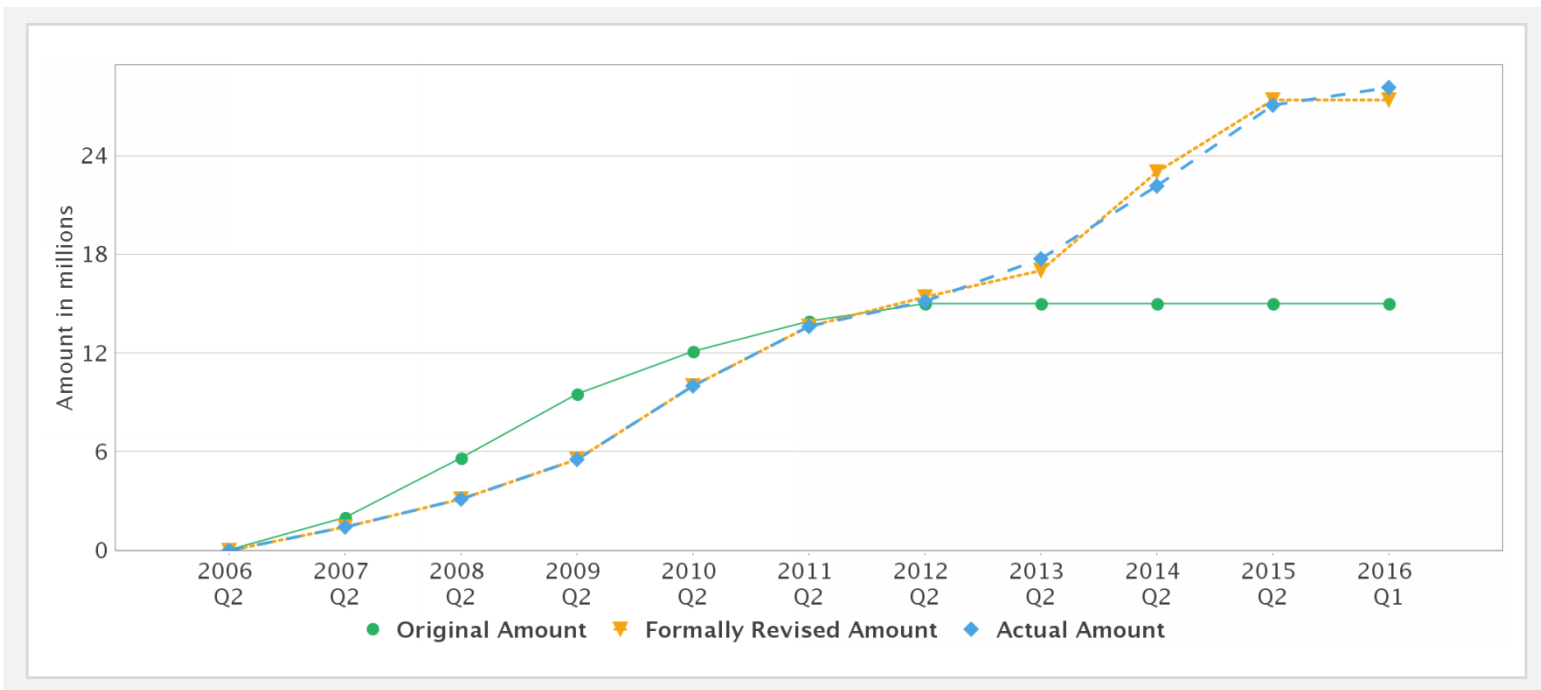
Disbursements (by loan)

Project	Loan/Credit/TF	Status	Currency	Original	Revised	Cancelled	Disbursed	Undisbursed	Disbursed
P074027	IDA-H1830	Closed	USD	15.00	14.99	0.01	16.02	0.00	 107%
P074027	IDA-H6950	Effective	USD	10.00	10.00	0.00	9.72	0.00	 97%
P074027	TF-10518	Effective	USD	2.40	2.40	0.00	2.40	0.00	 100%

Key Dates (by loan)

Project	Loan/Credit/TF	Status	Approval Date	Signing Date	Effectiveness Date	Orig. Closing Date	Rev. Closing Date
P074027	IDA-H1830	Closed	13-Sep-2005	08-Nov-2005	22-Feb-2006	30-Jun-2011	30-Jun-2012
P074027	IDA-H6950	Effective	09-Jun-2011	11-Oct-2011	04-Jan-2012	30-Jun-2014	31-Dec-2015
P074027	TF-10518	Effective	11-Oct-2011	11-Oct-2011	11-Oct-2011	30-Jun-2014	31-Dec-2015

Cumulative Disbursements



Restructuring History

Level Approved on 24-Apr-2012

Related Project(s)

P124906-Health Services Improvement Project (AF)