



Enhancing Shared Prosperity through Equitable Services (P151432)

AFRICA EAST | Ethiopia | Social Protection & Jobs Global Practice | Requesting Unit: AECE3 | Responsible Unit: HAES1
IBRD/IDA | Program-for-Results Financing | FY 2016 | Team Leader(s): Emily Weedon Chapman, Belay Addise Cheffik, Yoseph Abdissa Deressa

Seq No: 13 | ARCHIVED on 30-Sep-2021 | ISR47191 | Created by: Yoseph Abdissa Deressa on 08-Jun-2021 | Modified by: Yoseph Abdissa Deressa on 27-Sep-2021

Program Development Objectives

Program Development Objective (from Program Appraisal Document)

The objective of ESPES program is to improve equitable access to basic services and strengthen accountability systems at the decentralized level.

The program aims to improve service delivery for the whole population of Ethiopia by improving results in health, education and agriculture services in the most poorly performing woredas and strengthening the overall decentralized service delivery system. Building on almost 10 years of support for basic services delivery, the ESPES focuses on leveraging the government's broadprogram of service delivery support to promote equity, enhance quality of and access to services, and institutionalize critical systems for service delivery, especially at the woreda level.

Overall Ratings

Name	Previous Rating	Current Rating
Progress towards achievement of PDO	<input type="checkbox"/> Satisfactory	<input type="checkbox"/> Satisfactory
Overall Implementation Progress (IP)	<input type="checkbox"/> Moderately Satisfactory	<input type="checkbox"/> Moderately Satisfactory

Implementation Status and Key Decisions

The Enhancing Shared Prosperity through Equitable Services (ESPES) program has been operational since 2015 and an additional financing was approved in September 2017. The total IDA financing to the GoE is now US\$1.3 billion until May 2023. As of August 31, 2021, the disbursement rate of the original ESPES (IDA-57160) from 2015 is 99% and that of the first Additional Financing (IDA-61310) from 2017 is 82%. Of 40 DLRs, 27 DLRs have been fully achieved and DLR 1.5 was partially achieved and disbursed. Three DLRs (8.7, 8.8 and 10b.4) are under verification. Three DLRs (DLRs 8.9, 10c.2 and 10b.5) are delayed. In addition, implementation of ESPES-financed activities has been paused in certain conflict-affected areas of the country owing to security concerns and insufficient implementation capacity.

Because of COVID-19 and resulting shift in priorities for basic service delivery, a program restructuring has been completed reallocating an estimated US\$109m within the framework of basic service delivery and the ESPES PDO. This funding came from cancellation of 5 DLRs (5a.6, 11.6, 11.7, 11.8 and 12.3) to accommodate new targets, including in health, Water, Sanitation and Hygiene and citizen engagement, that are critical to the COVID-19 response. Furthermore, a second additional financing of US\$250m Credit to the ESPES PforR component was approved by the Board on May 20, 2021. The second Additional Financing was based on the Government and World Bank agreement on the satisfactory performance of ESPES to date in expanding access to basic services and the critical nature of maintaining such efforts in the face of the pandemic. It specifically focuses on two pillars of the World Bank support to the pandemic: protecting the poor and vulnerable and policy reforms for building back better.



Data on Financial Performance

Disbursements (by loan)



Project	Loan/Credit/TF	Status	Currency	Original	Revised	Cancelled	Disbursed	Undisbursed		% Disbursed
P151432	IDA-57160	Effective	USD	600.00	600.00	0.00	597.66	5.92		99%
P151432	IDA-61310	Effective	USD	600.00	600.00	0.00	499.12	106.50		82%
P151432	IDA-68830	Effective	USD	250.00	250.00	0.00	0.00	251.38		0%
P151432	IDA-D2290	Effective	USD	100.00	100.00	0.00	44.01	57.71		43%
P151432	TF-A7523	Effective	USD	7.67	7.67	0.00	7.67	0.00		100%
P151432	TF-A9293	Effective	USD	18.88	18.88	0.00	7.38	11.49		39%

Key Dates (by loan)

Project	Loan/Credit/TF	Status	Approval Date	Signing Date	Effectiveness Date	Orig. Closing Date	Rev. Closing Date
P151432	IDA-57160	Effective	15-Sep-2015	22-Oct-2015	11-Dec-2015	01-May-2019	31-May-2023
P151432	IDA-61310	Effective	14-Sep-2017	29-Sep-2017	05-Feb-2018	31-May-2023	31-May-2023
P151432	IDA-68830	Effective	20-May-2021	04-Jun-2021	27-Aug-2021	31-May-2024	31-May-2024
P151432	IDA-D2290	Effective	14-Sep-2017	29-Sep-2017	05-Feb-2018	31-May-2023	31-May-2023
P151432	TF-A7523	Effective	29-Aug-2018	29-Aug-2018	29-Aug-2018	31-May-2023	31-May-2023
P151432	TF-A9293	Effective	10-Dec-2018	05-Apr-2019	05-Apr-2019	31-May-2023	31-May-2023

DLI Disbursement





DLI ID	DLI Type	Description	Coc	DLI Amount	Achievement Status	Disbursed amount in Coc	Disbursement % for DLI
Loan: IDA57160-001							
1	Regular	Per Capita Inceas in budget FG grant tr	XDR	64,725,000.00	Fully Achieved	64,724,999.93	100 %
2	Regular	Incrsd proption of qlfd female agric dvp	XDR	21,575,000.00	Fully Achieved	21,574,999.96	100 %
3	Regular	Incrsd health extn wrks grtd on Lev 4	XDR	21,575,000.00	Fully Achieved	21,574,999.95	100 %
4	Regular	Incrs in total no. enrolled in gd 5-8	XDR	43,150,000.00	Fully Achieved	43,149,998.89	100 %
5a	Regular	Improved geo equity educ. and health	XDR	43,150,000.00	Fully Achieved	43,149,999.95	100 %
5b	Regular	Improved wealth equity educ. and health	XDR	21,575,000.00	Partially Achieved	18,230,875.00	85 %
6	Regular	Improved Env and social mgmt capacity	XDR	35,958,334.00	Partially Achieved	35,023,416.99	97 %
7	Regular	Enhanced Tranparency and accountability	XDR	57,533,333.00	Fully Achieved	57,533,332.93	100 %



8	Regular	Est. govt sys for benchmarking PFM	XDR	33,081,666.00	Fully Achieved	33,081,665.93		100 %
9	Regular	Oversight fn of reg. procurement regulat	XDR	11,506,667.00	Fully Achieved	11,506,666.99		100 %
10a	Regular	Strengthened capacity respond to fraud	XDR	21,575,000.00	Fully Achieved	21,574,999.97		100 %
10b	Regular	Strengthened capacity fin. and budget	XDR	12,945,000.00	Fully Achieved	12,944,999.99		100 %
11	Regular	Improv. dev. info and data	XDR	43,150,000.00	Fully Achieved	43,149,999.88		100 %
Loan: IDA61310-001								
1	Regular	Per capita increase in budgeted Fed Gov	XDR	64,976,000.00	Partially Achieved	29,375,999.96		45 %
2	Regular	Incr.proportion of qualified female agri	XDR	28,600,000.00	Fully Achieved	28,600,000.00		100 %
3a	Regular	# of health ext workers qualified to Lev	XDR	21,600,000.00	Fully Achieved	21,600,000.01		100 %
4a	Regular	Incr. qualified teachers grade 1-4 diplo	XDR	21,600,000.00	Fully Achieved	21,599,999.93		100 %
5a	Regular	Improved geographic equity in educ & hea	XDR	32,400,000.00	Partially Achieved	32,399,999.90		100 %
6	Regular	Improved env. and social mgt capacity at	XDR	36,000,000.00	Partially Achieved	36,000,000.00		100 %
7	Regular	Enhanced transparency and accountability	XDR	82,312,000.00	Fully Achieved	53,699,999.84		65 %
8	Regular	Establishment of a gov. sys. for benchma	XDR	28,800,000.00	Partially Achieved	7,199,999.99		25 %
9	Regular	Oversight function of Reg'l proc. reg. b	XDR	28,800,000.00	Fully Achieved	28,799,999.97		100 %
10b	Regular	Strengthened capacity of Woreda Council	XDR	10,800,000.00	Not Achieved	0.00		
10c	Regular	Strengthened capacity of Woredas to effe	XDR	18,000,000.00	Partially Achieved	7,200,000.00		40 %
11	Regular	Improved dev. info and data for svc deli	XDR	0.01	Not Achieved	0.00		
12	Regular	Improve nutrition services	XDR	21,600,000.00	Partially Achieved	21,599,999.98		100 %
13	Regular	Expand Adult and non-formal Education	XDR	10,612,000.00	Not Achieved	0.00		
14	Regular	Protect basic health delivery (COVID 19)	XDR	17,600,000.00	Not Achieved	0.00		
15	Regular	Improve convergent delivery of services	XDR	7,300,000.00	Not Achieved	0.00		

Loan: TFA7523-001



5a1	Regular	Penta 3 coverage for children < 1 in bot	USD	2,283,238.00	Fully Achieved	2,283,238.00		100 %
4a1	Regular	At 1st teachrs hve diploma lvel qlifcati	USD	2,265,029.00	Fully Achieved	2,265,029.00		100 %
9	Regular	Oversight function of Regional Proc. Bod	USD	521,207.00	Fully Achieved	521,207.00		100 %
12	Regular	Improve Nutrition services	USD	2,599,793.00	Fully Achieved	2,599,793.00		100 %

Program Action Plan

Action Description	Undertake country wide study and understand cost of basic services at the national level				
Source	DLI#	Responsibility	Timing	Timing Value	Status
Technical		MoFEC	Due Date	31-Dec-2018	Completed
Completion Measurement	Submission of the study				
Comments					

Action Description	Undertake a review of progress in FTA-SA linkage implementation				
Source	DLI#	Responsibility	Timing	Timing Value	Status
		Client	Due Date	31-Dec-2018	Completed
Completion Measurement					
Comments					

Action Description	Customize, rollout, and implement simplified procurement directives and procedures in woredas				
Source	DLI#	Responsibility	Timing	Timing Value	Status
Technical		Client	Due Date	23-Jul-2019	Delayed
Completion Measurement	Directive issued				
Comments					

Action Description	Decentralized resource allocation (a): Government hires local consultant to understand how regions allocate resources to Woredas, supported by TA from the World Bank				
Source	DLI#	Responsibility	Timing	Timing Value	Status
Technical		MoFEC	Due Date	30-Nov-2020	In Progress
Completion Measurement	Analytical report on regional budget allocation				



Comments	
-----------------	--

Action Description	Decentralized resource allocation (b): Organize fora/forum for sharing of experiences among the regions on their block grant system allocation mechanisms				
Source	DLI#	Responsibility	Timing	Timing Value	Status
Technical		MoFEC/World Bank	Due Date	30-Nov-2020	In Progress
Completion Measurement	Report				
Comments					

Action Description	Decentralized resource allocation (c): c. Take action, as needed, to ensure that Woredas has sufficient resources to delivery basic services.				
Source	DLI#	Responsibility	Timing	Timing Value	Status
Technical		MoFEC/Federation Council	Due Date	30-Nov-2020	In Progress
Completion Measurement	Increased allocation figure				
Comments					

Action Description	Undertake targeted social and behavioral change communication intervention to Kebeles and households in bottom 20% of Woredas (list included in Technical Assessment) for improving health, education and nutrition outcomes				
Source	DLI#	Responsibility	Timing	Timing Value	Status
Technical		MoE	Recurrent	Continuous	In Progress
Completion Measurement	Report				
Comments					

Action Description	Pilot demand side activity helping households access education services (for example, school feeding, child grants for schooling, or conditional cash transfers) in bottom 20% of Woredas				
Source	DLI#	Responsibility	Timing	Timing Value	Status
Other		MoE/Region and Woreda Sector Bureaus	Recurrent	Continuous	Delayed
Completion Measurement	Report				
Comments					



Action Description	Strengthen sectoral collaboration for service delivery to better tackle intersectoral challenges at the federal and regional levels (supported by the SDS and informed by May 2017 JRIS findings)				
Source	DLI#	Responsibility	Timing	Timing Value	Status
Technical		MoFEC	Recurrent	Continuous	In Progress
Completion Measurement	Meeting reports				
Comments					

Action Description	Undertake study on the constraints to Penta 3 vaccine coverage in bottom 20% of Woredas and propose actions for how to boost it				
Source	DLI#	Responsibility	Timing	Timing Value	Status
Technical		MoH	Due Date	31-Dec-2018	In Progress
Completion Measurement	Report				
Comments					

Action Description	Revise Integrated Refresher Training (IRT) modules for HEW and revise the PSNP frontline service provider training modules aligning with NNP2				
Source	DLI#	Responsibility	Timing	Timing Value	Status
Technical		MoH and MoARD	Due Date	30-Nov-2020	In Progress
Completion Measurement	Report from MoH				
Comments					

Action Description	Introducing a system within UNIS in order to disaggregate nutrition data by PSNP household status				
Source	DLI#	Responsibility	Timing	Timing Value	Status
Technical		MoH	Due Date	30-Nov-2020	In Progress
Completion Measurement	Report				
Comments					

Action Description	Conduct training to Woreda level staff in Afar and Somali on collection of EMIS and HMIS data				
Source	DLI#	Responsibility	Timing	Timing Value	Status
		MoE/MoH	Due Date	31-Dec-2019	Completed
Completion Measurement					



Comments	
-----------------	--

Action Description	Preparation of FTA guideline for the regional sector bureaus manual				
Source	DLI#	Responsibility	Timing	Timing Value	Status
Technical		MoFEC	Due Date	31-Dec-2019	Completed
Completion Measurement	Guideline dissemination				
Comments					

Action Description	Conduct GRM training for at least one Woreda officer and one regional GRM officer in 9 regions and 2 city administrations				
Source	DLI#	Responsibility	Timing	Timing Value	Status
Other		EIO	Recurrent	Yearly	In Progress
Completion Measurement	Number of trainees				
Comments	A total of 1805 GRM officers, Stockholders (Council, Woreda Administration), of which 1179 Male and 626 Female and Judiciary) took part on GRM capacity building trainings.				

Action Description	Strengthen coordination between basic service sectors and oversight bodies on environmental and social management: (b). Bi-annual meeting by environment and social oversight bodies organized by EFCCC.				
Source	DLI#	Responsibility	Timing	Timing Value	Status
Environmental and Social Systems		EFCCC and MOF	Recurrent	Semi-Annually	In Progress
Completion Measurement	Report				
Comments	Due to COVID -19 and budget constraints annual forum and bi-annual meeting not conducted. EFCCC to convene the annual forum & bi-annual meeting and provide status update – by next JRIS				

Action Description	In each BoFED assign E&S management Channel One coordinator				
Source	DLI#	Responsibility	Timing	Timing Value	Status
		MoFEC/BoFED	Due Date	31-Dec-2018	Completed
Completion Measurement					
Comments					

Action Description	Customize the ESMS Operational Manual in five regions and the two city administrations				
---------------------------	--	--	--	--	--



Source	DLI#	Responsibility	Timing	Timing Value	Status
		MoFEC	Due Date	31-Dec-2019	Completed
Completion Measurement					
Comments					

Action Description	For repetitive internal control weaknesses, institute strong M&E system and take accountability measures to ensure that actions are taken; For long outstanding Advances, track long outstanding balances and take action to resolve them;				
Source	DLI#	Responsibility	Timing	Timing Value	Status
Technical		MoFEC and BOFEDs	Recurrent	Yearly	In Progress
Completion Measurement	Report				
Comments	As per EMCP's explanation M& E system is established & appropriate action is being taken at all level. As per COPCD 's field visit Internal auditors of regions are assigned to conduct post audit of the program costs.				

Action Description	Address system challenges that improve internal controls: a. Finalize and rollout a payroll application software;				
Source	DLI#	Responsibility	Timing	Timing Value	Status
Fiduciary Systems		MoFEC and BOFEDs	Recurrent	Yearly	In Progress
Completion Measurement	Payroll application software				
Comments	The IBEX payroll system development is completed and is ready for piloting				

Action Description	Address system challenges that improve internal controls: b. Make sure existing property management record system is operational at local level. Find automation options including replication of existing efficient computer systems (if any).				
Source	DLI#	Responsibility	Timing	Timing Value	Status
Fiduciary Systems		MoFEC and BOFEDs	Recurrent	Yearly	In Progress
Completion Measurement	Report				
Comments	EMCP planned to strengthen internal audit & to work on the property management				

Action Description	Address system challenges that improve internal control: C. Improve websites of BoFEDs to improve disclosure to address PEFA concerns;				
---------------------------	--	--	--	--	--



Source	DLI#	Responsibility	Timing	Timing Value	Status
Technical		MoFEC and BOFEDs	Recurrent	Yearly	In Progress
Completion Measurement	Report				
Comments	ToR is under preparation to out-source / recruit qualified consultant.				

Action Description	Address system challenges that improve internal control: d) Sustain and manage IBEX system at woredas effectively.				
Source	DLI#	Responsibility	Timing	Timing Value	Status
Technical		MoFEC and BOFEDs	Recurrent	Yearly	In Progress
Completion Measurement	Report				
Comments	IBEX is functioning in 983 woredas including newly established ones. It was learned that IBEX in addition to the 983 woredas IBEX is functional in 920 sector & branch offices and 100 zones.				

Action Description	Target reforms that address the internal audit challenge at decentralized level should be developed;				
Source	DLI#	Responsibility	Timing	Timing Value	Status
Fiduciary Systems		MoFEC/BoFED	Recurrent	Quarterly	In Progress
Completion Measurement	Reform document				
Comments	As per explanation from EMCP, M& E system is established & appropriate action is being taken at all level. As per COPCD 's field visit, Internal auditors of regions are assigned to conduct post audit of the program costs.				

Action Description	Regions should fill vacant posts of internal auditors at local levels;				
Source	DLI#	Responsibility	Timing	Timing Value	Status
Technical		MoFEC/BoFED	Recurrent	Yearly	In Progress
Completion Measurement	Report				
Comments	An ongoing activity				

Action Description	Build capacity of auditors on an ongoing basis through regular trainings				
Source	DLI#	Responsibility	Timing	Timing Value	Status
Technical		MoFEC and BOFEDs	Recurrent	Continuous	In Progress
Completion Measurement	Report				



Comments	Training was given to internal auditors on ongoing basis.
-----------------	---

Action Description	Customize procurement performance measurement guideline and start data collection in Gambella, Afar, B. Gumuz, Somali and Harari regions				
Source	DLI#	Responsibility	Timing	Timing Value	Status
Technical		BoFEDs/ Regional Regulatory Bodies	Recurrent	Yearly	In Progress
Completion Measurement	Report				
Comments					

Action Description	Provide TOT to REACCs by FEACC; REACCs conduct cascaded training to Woredas on record keeping and reporting of F&C cases				
Source	DLI#	Responsibility	Timing	Timing Value	Status
Other		FEACC	Recurrent	Yearly	Completed
Completion Measurement	Report				
Comments					

Action Description	Inform the public through mass media (Regional) on compliant handling procedures				
Source	DLI#	Responsibility	Timing	Timing Value	Status
Other		FEACC and REACCs	Recurrent	Yearly	In Progress
Completion Measurement	Report				
Comments	EIO is using airtime to create awareness to the public about GRM system				

Action Description	At least 60% of the woredas in regions maintained internal audit department/unit with at least 85% of approved internal audit positions filled				
Source	DLI#	Responsibility	Timing	Timing Value	Status
Fiduciary Systems	DLI 14	MOF/BOFEDs	Recurrent	Yearly	Not Yet Due
Completion Measurement	Reports				
Comments					

Action Description	PFM: (i) MoF and regions create action plans and take actions to address PEFA 2018 low scores in various aspects of PFM system				
---------------------------	--	--	--	--	--



Source	DLI#	Responsibility	Timing	Timing Value	Status
Fiduciary Systems	DLI 36	MoF/EMCP	Due Date	30-Mar-2022	Not Yet Due
Completion Measurement	Report				
Comments					

Action Description	PFM: (ii) At least 60% of the woredas in regions maintained internal audit department/unit with at least 85% of approved internal audit positions filled				
Source	DLI#	Responsibility	Timing	Timing Value	Status
Fiduciary Systems	DLI 35	BoFEDs and MoF	Recurrent	Yearly	Not Yet Due
Completion Measurement	Report				
Comments					

Action Description	PFM: (iii) All regional BoFEDs and ORAGs make functional their websites and disclose budget, budget execution and audit reports and other important resources to enhance fiscal transparency				
Source	DLI#	Responsibility	Timing	Timing Value	Status
Fiduciary Systems	DLI 10	BOFEDS and ORAGs	Due Date	30-Mar-2022	Not Yet Due
Completion Measurement	Report				
Comments					

Action Description	Procurement: With technical assistance from FPPPA BoFEDs prepare revised draft regional procurement laws based on the newly revised federal law				
Source	DLI#	Responsibility	Timing	Timing Value	Status
Fiduciary Systems	DLI 17	FPPPA and BOFEDs	Due Date	30-Mar-2022	Not Yet Due
Completion Measurement	Report				
Comments					

Action Description	Governance: FEACC providing a cascaded training on record keeping and reporting of F&C to REACC and WoFED ethics officers from at least the 100 woredas that received computers through the program				
Source	DLI#	Responsibility	Timing	Timing Value	Status
Fiduciary Systems	DLI 23	FEACC, REACC and WOFEDs	Due Date	30-Mar-2022	Not Yet Due
Completion Measurement	Report				



Comments					
Action Description	Environmental and Social Safeguards: Strengthen the Social Accountability Unit in COPCD with full time safeguards specialist				
Source	DLI#	Responsibility	Timing	Timing Value	Status
Environmental and Social Systems	DLI 8	MoF	Due Date	30-Nov-2021	Not Yet Due
Completion Measurement	Report				
Comments					

Action Description	Gender Based Violence: MoH conducts cascaded training for GBV training of trainers to reach health professionals in all ten regions including special considerations as needed for low land regions.				
Source	DLI#	Responsibility	Timing	Timing Value	Status
Technical	DLI 44	MoH	Due Date	30-Mar-2022	Not Yet Due
Completion Measurement	Report				
Comments					

Risks

Systematic Operations Risk-rating Tool

Risk Category	Rating at Approval	Previous Rating	Current Rating
Political and Governance	--	<input type="checkbox"/> High	<input type="checkbox"/> High
Macroeconomic	--	<input type="checkbox"/> Substantial	<input type="checkbox"/> Substantial
Sector Strategies and Policies	--	<input type="checkbox"/> Low	<input type="checkbox"/> Low
Technical Design of Project or Program	--	<input type="checkbox"/> Moderate	<input type="checkbox"/> Moderate
Institutional Capacity for Implementation and Sustainability	--	<input type="checkbox"/> Moderate	<input type="checkbox"/> Moderate
Fiduciary	--	<input type="checkbox"/> Substantial	<input type="checkbox"/> Substantial
Environment and Social	--	<input type="checkbox"/> Substantial	<input type="checkbox"/> Substantial
Stakeholders	--	<input type="checkbox"/> Moderate	<input type="checkbox"/> Moderate
Other	--	--	--
Overall	--	<input type="checkbox"/> Substantial	<input type="checkbox"/> Substantial



Comments

As the risk rating is migrated Project at implementation stage it will not have Ratings at Approval as per the advice from the ITSOC Help Desk

Results

PDO Indicators by Objectives / Outcomes

Ensuring Equitable Access to basic Services				
► Improved Net Enrollment Rate for grades 5–8 in bottom 20% Woredas (Percentage, Custom)				
	Baseline	Actual (Previous)	Actual (Current)	End Target
Value	17.30	28.00	28.00	28.30
Date	22-Aug-2017	11-Feb-2021	31-Aug-2021	30-Nov-2020
Comments				
► Increased grade 8 completion rates for girls in bottom 20% of Woredas (New) (Percentage, Custom)				
	Baseline	Actual (Previous)	Actual (Current)	End Target
Value	12.50	23.00	23.00	20.50
Date	22-Aug-2017	11-Feb-2021	31-Aug-2021	30-Nov-2020
Comments				
► Improved geographic equity in Penta 3 outcomes in bottom 20% Woredas (Percentage, Custom)				
	Baseline	Actual (Previous)	Actual (Current)	End Target
Value	56.40	63.50	63.50	62.40
Date	14-Sep-2017	11-Feb-2021	31-Aug-2021	30-Nov-2020
Comments				
► Births attended by a skilled birth attendant (New) (Percentage, Custom)				
	Baseline	Actual (Previous)	Actual (Current)	End Target
Value	72.00	62.00	62.00	95.00
Date	14-Sep-2017	11-Feb-2021	31-Aug-2021	30-Nov-2022
Comments				
► Increased number of female-headed rural households accessing improved agricultural extension service (Number, Custom)				
	Baseline	Actual (Previous)	Actual (Current)	End Target



Value	4,253,000.00	5,141,000.00	5,141,000.00	5,325,000.00
Date	14-Sep-2017	11-Feb-2021	31-Aug-2021	30-Nov-2022
Comments				
▶ 58% of mothers with children aged 0-23 months (PSNP households only) living in PSNP Woredas in High (Text, Custom)				
	Baseline	Actual (Previous)	Actual (Current)	End Target
Value	33.00	Data not yet available from MoE related to 2018/19 performance	Data not yet available from MoE related to 2018/19 performance	58.00
Date	29-Jan-2016	11-Feb-2021	31-Aug-2021	30-Nov-2022
Comments				
▶ Per capita increase in budgeted federal government block grant transfers to regions, excluding Addis Ababa (Number, Custom)				
	Baseline	Actual (Previous)	Actual (Current)	End Target
Value	1,240.00	1,712.00	1,712.00	1,696.00
Date	14-Sep-2017	11-Feb-2021	31-Aug-2021	30-Nov-2020
Comments				
▶ Increased number of adults participated in the adult non-formal education program – disaggregated by regions and gender (Text, Custom)				
	Baseline	Actual (Previous)	Actual (Current)	End Target
Value	2.87 Million	2.87 Million	2.87 Million	3.2 Million
Date	31-Jul-2020	31-May-2021	31-Aug-2021	30-Nov-2023
Comments				
▶ Reduced number of non-functioning water supply schemes - disaggregated by regions (Percentage, Custom)				
	Baseline	Actual (Previous)	Actual (Current)	End Target
Value	19.00	19.00	19.00	15.00
Date	31-Jan-2020	31-May-2021	31-Aug-2021	30-Nov-2023
Comments				
Enhancing citizen engagement and environmental and social management capacity				
▶ Enhancing transparency and accountability through increasing number of Woredas conducting pre-budget discussions (Text, Custom)				
	Baseline	Actual (Previous)	Actual (Current)	End Target
Value	36% with 46% women	11.9% with 35.2% women	11.9% with 35.2% women	65% woredas with at least 30% female participation



Date	14-Sep-2017	11-Feb-2021	31-Aug-2021	30-Nov-2022
Comments				
► Expansion of social accountability program in additional Woredas (Number, Custom)				
	Baseline	Actual (Previous)	Actual (Current)	End Target
Value	223.00	317.00	317.00	500.00
Date	14-Sep-2017	11-Feb-2021	31-Aug-2021	30-Nov-2023
Comments				
► 250 woredas have environmental and social impact assessment (ESIA) system in place (Text, Custom)				
	Baseline	Actual (Previous)	Actual (Current)	End Target
Value	No systematic monitoring of ESIA's	636.00	636.00	250 woredas
Date	14-Sep-2017	11-Feb-2021	31-Aug-2021	30-Nov-2020
Comments				
► Increased number of woredas where local governments facilitate Social Accountability (Number, Custom)				
	Baseline	Actual (Previous)	Actual (Current)	End Target
Value	0.00	0.00	0.00	417.00
Date	31-May-2021	31-May-2021	31-Aug-2021	30-Nov-2023
Comments				
Deepening fiduciary aspects of basic service delivery				
► Procurement performance reported by the regional regulatory bodies based on KPIs on three basic sect (Number, Custom)				
	Baseline	Actual (Previous)	Actual (Current)	End Target
Value	4.00	9.00	9.00	9.00
Date	14-Sep-2017	11-Feb-2021	31-Aug-2021	30-Nov-2020
Comments				
► 25% of woredas referred F&C cases to REACCs for action and report the same to BOFEDs (Text, Custom)				
	Baseline	Actual (Previous)	Actual (Current)	End Target
Value	Decisions on cases are not regularly followed up.	288 woredas use electronic recording of F&C cases as verified by DLR 10.c.1 report (at least excel system).	288 woredas use electronic recording of F&C cases as verified by DLR 10.c.1 report (at least excel system).	250 woredas (25%)



Date	14-Sep-2017	01-Sep-2020	31-Aug-2021	30-Nov-2020
Comments				
► Establishment of a Government system for benchmarking Woreda PFM performance (PFMBenchmarking Rating (Text, Custom))				
	Baseline	Actual (Previous)	Actual (Current)	End Target
Value	Operational guideline for PFM Woreda benchmarking has been developed; Cash management 19%; and Bank reconciliation 45%	Completed	Completed	Improve results on the selected PFM indicators: Cash management to 50%; and Bank reconciliation to 65%
Date	15-May-2017	11-Feb-2021	31-Aug-2021	30-Nov-2020
Comments				
Improved development information and data for service delivery				
► Population and Housing Census conducted, results released, and census microdata available online (Text, Custom)				
	Baseline	Actual (Previous)	Actual (Current)	End Target
Value	Last PHC conducted in 2007	This indicator is dropped	This indicator is dropped	Micro data of 2017 PHC publically accessible online
Date	14-Sep-2017	11-Feb-2021	31-Aug-2021	30-Nov-2020
Comments				

Intermediate Results Indicators by Results Areas

Ensuring equitable access to basic services				
► Increase proportion of qualified teachers grade 1-4 (diploma level) in Afar, Somali, SNNP and Oromia (Percentage, Custom)				
	Baseline	Actual (Previous)	Actual (Current)	End Target
Value	52.00	71.98	71.98	60.00
Date	14-Sep-2017	11-Feb-2021	31-Aug-2021	30-Nov-2020
Comments				
► Increased proportion of qualified female agricultural development agents (Diploma level) (Percentage, Custom)				
	Baseline	Actual (Previous)	Actual (Current)	End Target
Value	15.00	26.55	26.55	20.00
Date	16-Dec-2015	11-Feb-2021	31-Aug-2021	30-Nov-2020
Comments				



► Improved gender parity index in grade 5–8 net enrollment rates in bottom 20% of Woredas (Percentage, Custom)				
	Baseline	Actual (Previous)	Actual (Current)	End Target
Value	82.00	92.00	92.00	92.00
Date	14-Sep-2017	11-Feb-2021	31-Aug-2021	30-Nov-2020
Comments				
► Share of primary schools (grade 1–8) with full Water, Sanitation, and Hygiene facilities (excl.Addis (Percentage, Custom)				
	Baseline	Actual (Previous)	Actual (Current)	End Target
Value	2.00	27.00	27.00	12.00
Date	14-Sep-2017	11-Feb-2021	31-Aug-2021	30-Nov-2020
Comments				
► Antenatal care +4 rate (Percentage, Custom)				
	Baseline	Actual (Previous)	Actual (Current)	End Target
Value	76.00	70.00	70.00	95.00
Date	14-Sep-2017	11-Feb-2021	31-Aug-2021	30-Nov-2023
Comments				
► Availability of water services at health facilities in the bottom 4 regions (Percentage, Custom)				
	Baseline	Actual (Previous)	Actual (Current)	End Target
Value	28.00	28.00	28.00	56.00
Date	14-Sep-2017	11-Feb-2021	31-Aug-2021	30-Nov-2023
Comments				
► Increased number of health extension workers qualified to Level 4 standard in 4 regions (Number, Custom)				
	Baseline	Actual (Previous)	Actual (Current)	End Target
Value	11,118.00	16,207.00	16,207.00	18,351.00
Date	14-Sep-2017	11-Feb-2021	31-Aug-2021	30-Nov-2023
Comments				
► Increased proportion of qualified female agricultural development agents (diploma level) (Percentage, Custom)				
	Baseline	Actual (Previous)	Actual (Current)	End Target
Value	20.00	26.55	26.55	26.00



Date	14-Sep-2017	11-Feb-2021	31-Aug-2021	30-Nov-2020
Comments				
► In 50% of PSNP Woredas in Highland areas at least 50% of deployed frontline workers have received nu (Text, Custom)				
	Baseline	Actual (Previous)	Actual (Current)	End Target
Value	Frontline service providers are not adequately trained on nutrition BCC	In 50% of PSNP woredas in highland areas 100% of deployed frontline workers have received nutrition training	In 50% of PSNP woredas in highland areas 100% of deployed frontline workers have received nutrition training	In 50% of PSNP woredas in highland areas 50% of deployed frontline workers have received nutrition training.
Date	14-Sep-2017	11-Feb-2021	31-Aug-2021	30-Nov-2020
Comments				
► Strengthen Woreda level coordination platform, using existing ToR, in PSNP Woredas (Text, Custom)				
	Baseline	Actual (Previous)	Actual (Current)	End Target
Value	The existing woreda level nutrition coordination is not functioning well.	Platform in 148 woredas have been established which is 52% of the 350 woreda target.	Platform in 148 woredas have been established which is 52% of the 350 woreda target.	Woreda level coordination platform is in place, consistent with agreed TORs, in all PSNP woredas.
Date	14-Sep-2017	11-Feb-2021	31-Aug-2021	30-Nov-2020
Comments				

Enhancing Citizen Engagement, Environmental and Social Management Capacity				
► Enhancing transparency and accountability through increasing share of Woredas and regions/city admin that have assigned GRM officers/staff (Text, Custom)				
	Baseline	Actual (Previous)	Actual (Current)	End Target
Value	80% of woredas on 8 regions/city-administrations have assigned GRM officers	9 regions and 2 city administrations have assigned GRM staff in more than 90% of their Woredas	9 regions and 2 city administrations have assigned GRM staff in more than 90% of their Woredas	80% of woredas on 11 regions/city-administrations have assigned GRM officers
Date	14-Sep-2017	11-Feb-2021	31-Aug-2021	30-Nov-2023
Comments				
► Government framework for CE developed (Yes/No, Custom)				
	Baseline	Actual (Previous)	Actual (Current)	End Target
Value	No	No	No	Yes
Date	01-Sep-2017	11-Feb-2021	31-Aug-2021	30-Nov-2020
Comments				



► 50% of actions identified in JAPs have been implemented in 60% of SA Woredas that had JAPs by Jan.19 (Text, Custom)				
	Baseline	Actual (Previous)	Actual (Current)	End Target
Value	No systematic monitoring of implementation of JAPs	Achieved more than target	Achieved more than target	50% of actions identified in JAPs have been implemented in 60% of SA woredas that had JAPs by January 1, 2019.
Date	14-Sep-2017	11-Feb-2021	31-Aug-2021	30-Nov-2020
Comments				
► Staff of basic service sectors and oversight bodies trained on the ESMS Operational Manual (Number, Custom)				
	Baseline	Actual (Previous)	Actual (Current)	End Target
Value	200.00	4,768.00	4,768.00	500.00
Date	18-Sep-2017	11-Feb-2021	31-Aug-2021	30-Nov-2020
Comments				
► ESMS Operational Manual customized in the remaining five regions and two city - administrations (Number, Custom)				
	Baseline	Actual (Previous)	Actual (Current)	End Target
Value	0.00	11.00	11.00	11.00
Date	14-Sep-2017	11-Feb-2021	31-Aug-2021	30-Nov-2020
Comments				

Deepening Fiduciary Aspects of Basic Service Delivery				
► Benchmarking-related PFM reform program is drafted and implemented for the 50% of Woredas with lowest scores in PFM benchmarking (Text, Custom)				
	Baseline	Actual (Previous)	Actual (Current)	End Target
Value	0.00	The PFM benchmarking is developed and rolled out/implemented. Training is conducted for 50% of low rated woredas.	The PFM benchmarking is developed and rolled out/implemented. Training is conducted for 50% of low rated woredas.	50%
Date	14-Sep-2017	11-Feb-2021	31-Aug-2021	30-Nov-2020
Comments				
► Internal audit functions in the subregional levels are properly staffed and trained (Text, Custom)				
	Baseline	Actual (Previous)	Actual (Current)	End Target
Value	53.5%	Data not yet available.	Data not yet available.	80%



Date	14-Sep-2017	11-Feb-2021	31-Aug-2021	30-Nov-2023
Comments				
► Procurement Audit carried out annually on on 10% of Woredas and on all three basic sectors (agricult (Percentage, Custom)				
	Baseline	Actual (Previous)	Actual (Current)	End Target
Value	10.00	30.44	30.44	30.00
Date	14-Sep-2017	11-Feb-2021	31-Aug-2021	30-Nov-2020
Comments				
► Increased human resource capacity of Woredas to effectively respond to fraud and corruption complain (Percentage, Custom)				
	Baseline	Actual (Previous)	Actual (Current)	End Target
Value	50.70	75.00	75.00	60.00
Date	14-Sep-2017	11-Feb-2021	31-Aug-2021	30-Nov-2020
Comments				
► Woreda budget and standing committee review annual audit findings and action has been taken in 25% of woredas where audit report is submitted (Text, Custom)				
	Baseline	Actual (Previous)	Actual (Current)	End Target
Value	15%	Data not yet available	Data not yet available	25%
Date	14-Sep-2017	11-Feb-2021	31-Aug-2021	30-Nov-2023
Comments				

Results and Data Quality Assurance				
► Analytical products (Text, Custom)				
	Baseline	Actual (Previous)	Actual (Current)	End Target
Value	N/A	3.00	3.00	At least two per year for each sector/agency supported
Date	14-Sep-2017	11-Feb-2021	31-Aug-2021	30-Nov-2020
Comments				
► HIES survey published (Text, Custom)				
	Baseline	Actual (Previous)	Actual (Current)	End Target
Value	No	Household Income Consumption and Expenditure Survey has been carried out and published.	Household Income Consumption and Expenditure Survey has been carried out and published.	Household Income Consumption and Expenditure Survey has been published,



				with gender disaggregated data.
Date	16-Dec-2015	01-Sep-2020	01-Sep-2020	30-Nov-2023
Comments				
► DHS survey published (Text, Custom)				
	Baseline	Actual (Previous)	Actual (Current)	End Target
Value	No	DHS has been carried out and published	DHS has been carried out and published	DHS has been carried out and the results published
Date	16-Dec-2015	01-Sep-2020	31-Aug-2021	30-Nov-2020
Comments				
► Completion of Agricultural Census with revised methodology (Text, Custom)				
	Baseline	Actual (Previous)	Actual (Current)	End Target
Value	No	Methodology was partially completed. Ag Census planned to be conducted in 2020.	Methodology was partially completed. Ag Census planned to be conducted in 2020.	Yes
Date	16-Dec-2015	01-Sep-2020	31-Aug-2021	30-Nov-2020
Comments				
► Implementation of DQA recommendations for different sectors (Number, Custom)				
	Baseline	Actual (Previous)	Actual (Current)	End Target
Value	0.00	5.00	5.00	3.00
Date	16-Dec-2015	31-Dec-2019	31-Aug-2021	01-Nov-2017
Comments				

Disbursement Linked Indicators

► DLI 1 DLI 1 Per capita increase in federal block grants transfer to regions, excluding Addis Ababa (Process, 90,000,000.00, 0%)				
	Baseline	Actual (Previous)	Actual (Current)	2022
Value	1,240.00	1,418.00	1,418.00	--
Date	14-Dec-2015	01-Sep-2020	01-Sep-2020	--
Comments				

► DLI 2 DLI 2 Increases proportion of qualified female agricultural development agents (Intermediate Outcome, 40,000,000.00, 0%)				
--	--	--	--	--



	Baseline	Actual (Previous)	Actual (Current)	2022
Value	20.00	26.55	26.55	--
Date	01-Dec-2015	01-Sep-2020	01-Sep-2020	--
Comments	The Report submitted and under review			

► DLI 3 DLI 3 Health extension workers who have graduated with a Level 4 qualification (Output, 30,000,000.00, 0%)

	Baseline	Actual (Previous)	Actual (Current)	2022
Value	11,118.00	16,207.00	16,207.00	--
Date	16-Dec-2015	01-Sep-2020	01-Sep-2020	--
Comments	Achieved and disbursed			

► DLI 4 DLI 4a:1: Increased proportion of qualified teachers grade 1-4 (diploma level) in 4 regions (Afar, Somali, SNNPR, Oromia) (Output, 60,000,000.00, 0%)

	Baseline	Actual (Previous)	Actual (Current)	2022
Value	52.00	71.98	71.98	--
Date	--	01-Sep-2020	01-Sep-2020	--
Comments	Achieved and disbursed			

► DLI 5 DLI 5a (1) Improved geographic equity in education service delivery outcomes, based on Net Enrollment Rate grade 5-8 in the bottom 20% of Performing Woredas (Intermediate Outcome, 10,000,000.00, 0%)

	Baseline	Actual (Previous)	Actual (Current)	2022
Value	17.30	28.00	28.00	--
Date	16-Dec-2015	01-Sep-2020	01-Sep-2020	--
Comments	Report is reviewed and cleared for disbursement.			

► DLI 6 DLI 5a (2) Improved geographic equity in education service delivery outcomes, based on completion rate for girls in Grade 8 in the bottom 20% of Performing Woredas (Outcome, 10,000,000.00, 0%)

	Baseline	Actual (Previous)	Actual (Current)	2022
Value	12.50	23.00	23.00	--
Date	--	01-Sep-2020	01-Sep-2020	--
Comments	Verified and disbursed			



► DLI 7 DLI 5a (3) Improved geographic equity in health service delivery outcomes, based on Penta 3 Vaccine coverage for children under one year of age in Bottom 20% of Performing Woredas (Intermediate Outcome, 15,000,000.00, 0%)				
	Baseline	Actual (Previous)	Actual (Current)	2022
Value	56.40	63.30	63.30	--
Date	01-Dec-2015	01-Sep-2020	01-Sep-2020	--
Comments	Verified and disbursed			

► DLI 8 DLI 6.3 Improved environmental and social management capacity at woreda level (Outcome, 50,000,000.00, 0%)				
	Baseline	Actual (Previous)	Actual (Current)	2022
Value	No systematic monitoring of ESIA	250 Woredas from 4 regions have ESM capacity and are vetting projects.	250 Woredas from 4 regions have ESM capacity and are vetting projects.	--
Date	01-Dec-2015	01-Sep-2020	01-Sep-2020	--
Comments	250 Woredas from 4 regions have ESM capacity and are vetting projects. The DLI is achieved and cleared for disbursement.			

► DLI 9 DLI 7 Enhanced transparency and accountability through citizen engagement (Intermediate Outcome, 75,000,000.00, 0%)				
	Baseline	Actual (Previous)	Actual (Current)	2022
Value	FTA budget disclosure happening in all woredas, with informal pre-budget discussions during budget literacy training, Standard GRM structures in 4 regions, including assigned staff at regional and woreda levels, SA Operational in 223 woredas	ESAP 3 is launched, 77 additional Woredas are selected and started implementation in 317 Woredas.	ESAP 3 is launched, 77 additional Woredas are selected and started implementation in 317 Woredas.	--
Date	16-Dec-2015	01-Sep-2020	01-Sep-2020	--
Comments	Due date for the DLI starts on May 1, 2019. The DLI number on the AF PAD is DLI 7.			

► DLI 10 DLI 8.1 and 8.2 Establishment of a government system for benchmarking Woreda PFM performance (Outcome, 21,000,000.00, 0%)				
	Baseline	Actual (Previous)	Actual (Current)	2022
Value	N/A	Completed	Completed	--
Date	16-Dec-2015	01-Sep-2020	01-Sep-2020	--
Comments	The next DLI due date is by May 1, 2019. The DLI number on the AF PAD is DLI 8			



--

► DLI 11 DLI 8.3 An evaluation of the Woreda PFM Benchmarking Rating system is completed (Outcome, 10,500,000.00, 0%)				
	Baseline	Actual (Previous)	Actual (Current)	2022
Value	No PFM benchmarking	Completed	Completed	--
Date	01-Dec-2015	01-Sep-2020	01-Sep-2020	--
Comments	The due date for the DLI is November 1, 2019			

► DLI 12 DLI 8.4 MOFEC/BoFED provides training for PFM capacity building to 20% of the Woreda finance and procurement staff in the 20% lowest performing woredas in each region, as assessed based on the Woreda (Outcome, 10,500,000.00, 0%)				
	Baseline	Actual (Previous)	Actual (Current)	2022
Value	no data	Completed	Completed	--
Date	--	01-Sep-2020	01-Sep-2020	--
Comments	The DLI is achieved well before the end date			

► DLI 13 DLI 8.5 Develop federal PFM reform strategy (Outcome, 5,000,000.00, 0%)				
	Baseline	Actual (Previous)	Actual (Current)	2022
Value	No PFM strategy exists	DLI achieved as a PFM strategy was developed.	DLI achieved as a PFM strategy was developed.	--
Date	--	01-Sep-2020	01-Sep-2020	--
Comments				

► DLI 14 DLI 8.6 All nine (9) regions and two (2) city administration adopt PFM reform strategy (Outcome, 5,000,000.00, 0%)				
	Baseline	Actual (Previous)	Actual (Current)	2022
Value	No PFM strategy exists	Acheived	Acheived	--
Date	--	01-Sep-2020	01-Sep-2020	--
Comments	Under verification			

► DLI 15 DLI 8.7 and 8.9 Improved results on below selected PFM indicators i) Cash Management and ii) Bank Reconciliation (Outcome, 10,000,000.00, 0%)				
	Baseline	Actual (Previous)	Actual (Current)	2022



Value	Cash management score: 19%; Bank reconciliation score: 45% in EFY2009	Data not yet available.	DLR 8.7 is under review but data for DLR 8.9 is not yet available	--
Date	--	01-Sep-2020	31-Aug-2021	--
Comments	Due date for results on the DLI is on November 1, 2019. DLR 8.7 is under review but for DLR 8.9 data is not yet available.			

► DLI 16 DLI #8.8 Repeat benchmarking PFM evaluation (Outcome, 20,000,000.00, 0%)

	Baseline	Actual (Previous)	Actual (Current)	2022
Value	Operational guideline for PFM Woreda benchmarking has been developed;	Data not yet available.	Data under review	--
Date	--	01-Sep-2020	31-Aug-2021	--
Comments	Under review			

► DLI 17 DLI 9 Oversight function of Regional Procurement regulatory bodies has been improved (Outcome, 12,000,000.00, 0%)

	Baseline	Actual (Previous)	Actual (Current)	2022
Value	N/A	This is DLR 9.6: Procurement performance is reported by four regions (Amhara, Oromia, SNNPR, Tigray) based on KPIs on three basic sectors (agriculture, health, education) pertaining to analyzed data for EFY 2009. This is achieved.	This is DLR 9.6: Procurement performance is reported by four regions (Amhara, Oromia, SNNPR, Tigray) based on KPIs on three basic sectors (agriculture, health, education) pertaining to analyzed data for EFY 2009. This is achieved.	--
Date	16-Dec-2015	01-Sep-2020	01-Sep-2020	--
Comments	This is DLR 9.6: Procurement performance is reported by four regions (Amhara, Oromia, SNNPR, Tigray) based on KPIs on three basic sectors (agriculture, health, education) pertaining to analyzed data for EFY 2009. This is achieved.			

► DLI 18 DLI #9.6 and 9.7 Oversight function of Regional Procurement regulatory bodies has been improved (Intermediate Outcome, 20,000,000.00, 0%)

	Baseline	Actual (Previous)	Actual (Current)	2022
Value	Procurement performance monitoring guideline developed and data collection started EFY2009	Acheived	Acheived	--
Date	--	01-Sep-2020	01-Sep-2020	--



Comments	This is DLR 9.7: Procurement performance is reported by four regions (Amhara, Oromia, SNNPR, Tigray) based on KPIs on three basic sectors (agriculture, health, education) pertaining to analyzed data for EFY 2010. This is achieved. Verified and disbursed			
-----------------	---	--	--	--

► DLI 19 DLI # 9.8: Oversight function of Regional Procurement regulatory bodies has been improved (Intermediate Outcome, 10,000,000.00, 0%)				
	Baseline	Actual (Previous)	Actual (Current)	2022
Value	Procurement performance monitoring guideline developed and data collection started EFY2009	Acheived	Acheived	--
Date	--	01-Sep-2020	01-Sep-2020	--
Comments	Procurement data entry streamlined and continued to be collected based on KPIs on the three basic sectors (agriculture, health, education) in the 9 regions. Due date for DLI is May 1, 2020.			

► DLI 20 DLI # 9.9: Oversight function of Regional Procurement regulatory bodies has been improved (Intermediate Outcome, 10,000,000.00, 0%)				
	Baseline	Actual (Previous)	Actual (Current)	2022
Value	Procurement performance monitoring guideline developed and data collection started EFY2009	Data not yet available.	Achieved	--
Date	--	01-Sep-2020	31-Aug-2021	--
Comments	Due date for DLI is November 1, 2020.			

► DLI 21 DLI 10 Strengthened capacity of woredas to effectively respond to fraud and corruption complaints (Intermediate Outcome, 30,000,000.00, 0%)				
	Baseline	Actual (Previous)	Actual (Current)	2022
Value	Ethics officers are assigned in 179 Woredas in 2 regions	Data no longer monitored.	Data no longer monitored.	--
Date	16-Dec-2015	01-Sep-2020	01-Sep-2020	--
Comments	This DLI was discontinued in the AF PAD.			

► DLI 22 DLI 10(b) 4: Strengthened capacity of Woreda Council finance and budget standing committee members to provide effective oversight, transparency and accountability for budgets (Intermediate Outcome, 5,000,000.00, 0%)				
	Baseline	Actual (Previous)	Actual (Current)	2022
Value	Training manual developed, 10% of Woredas received and reviewed audit report findings and followed up recommendation through their Budget and Finance Standing Committee.	Completed	Under verification	--



Date	--	01-Sep-2020	31-Aug-2021	--
Comments	Under verification			

► DLI 23 DLI 10 (c) 1: Strengthened capacity of Woredas to effectively respond to F&C complaints including disaggregation of Data and decision on cases (Intermediate Outcome, 10,000,000.00, 0%)				
	Baseline	Actual (Previous)	Actual (Current)	2022
Value	Record keeping is not IT-based and decision on cases are not regularly followed up	Completed	Completed	--
Date	--	01-Sep-2020	01-Sep-2020	--
Comments	Verified and completed			

► DLI 24 DLI 11 Improved development information and data for service delivery (Intermediate Outcome, 45,000,000.00, 0%)				
	Baseline	Actual (Previous)	Actual (Current)	2022
Value	N/A	Completed	Reprogrammed	--
Date	16-Dec-2015	01-Sep-2020	31-Aug-2021	--
Comments	Reprogrammed and no longer monitored			

► DLI 25 DLI 11.6: Improved development information and data for service delivery (Intermediate Outcome, 15,000,000.00, 0%)				
	Baseline	Actual (Previous)	Actual (Current)	2022
Value	Last PHC conducted in 2007	Not achieved as the fieldwork for the 2017 Population and Housing Census delayed.	Reprogrammed	--
Date	--	01-Sep-2020	31-Aug-2021	--
Comments	This DLR is no longer monitored			

► DLI 26 DLI 12.1 Improve nutrition services (Intermediate Outcome, 50,000,000.00, 0%)				
	Baseline	Actual (Previous)	Actual (Current)	2022
Value	The existing Woreda level nutrition coordination is not functioning well; frontline service providers are not adequately trained on nutrition BCC; 58% mothers with children 0-23 months have had contact with HEWs in the last 3	The coordination platform is in place in 158 woredas which is 52% of the 350 woreda target	The coordination platform is in place in 158 woredas which is 52% of the 350 woreda target	--



	months as per the IFPRI Impact Assessment from January 2016			
Date	--	01-Sep-2020	01-Sep-2020	--
Comments	This result is preliminary as of December 5, 2018. Final results may change depending on the verification report.			

► DLI 27 1a.1: At least 60% is allocated to basic services on average at regional level (excluding Addis Ababa) on average in the regional budgets for EFY2014 (Output, 20,000,000.00, 0%)				
	Baseline	Actual (Previous)	Actual (Current)	2022
Value	60.00	60.00	60.00	60.00
Date	--	30-Jun-2020	30-Jun-2020	--
Comments				

► DLI 28 1a.2: At least 60% of regional budget (excluding Addis Ababa) on average is confirmed as spent on basic services in EFY2013 (Output, 20,000,000.00, 0%)				
	Baseline	Actual (Previous)	Actual (Current)	2022
Value	60.00	60.00	60.00	60.00
Date	--	30-Jun-2020	30-Jun-2020	--
Comments				

► DLI 29 5c.1: A Health Extension Optimization Implementation Manual, with specific considerations for the pastoralist regions, to detail the implementation of the 2021 Health Extension Roadmap is approved (Process, 10,000,000.00, 0%)				
	Baseline	Actual (Previous)	Actual (Current)	2022
Value	No implementation manual exists	No implementation manual exists	No implementation manual exists	--
Date	--	01-Apr-2021	01-Apr-2021	--
Comments				

► DLI 30 5c.2: 80% of the 408 existing PSNP woredas use the new methodology for mass-targeting of beneficiaries (Outcome, 20,000,000.00, 0%)				
	Baseline	Actual (Previous)	Actual (Current)	2022
Value	0.00	0.00	0.00	80.00
Date	--	01-Apr-2021	01-Apr-2021	--
Comments				



► DLI 31 5c.3: MOH provides integrated refresher training (IRT) on RMNCH module, as per the revised IRT manual and aligned with the 2021 Health Extension Roadmap, for 85% of HEW in selected regions (Outcome, 20,000,000.00, 0%)				
	Baseline	Actual (Previous)	Actual (Current)	2022
Value	0.00	0.00	0.00	85.00
Date	--	01-Apr-2021	01-Apr-2021	--
Comments				

► DLI 32 6.5: 350 woredas having ESIA system in place with an institutional setup, including human resources, and vets projects for their environmental and social impacts (Outcome, 20,000,000.00, 0%)				
	Baseline	Actual (Previous)	Actual (Current)	2022
Value	250.00	250.00	250.00	350.00
Date	--	01-Apr-2021	01-Apr-2021	--
Comments				

► DLI 33 7.13: 250 woredas publish Citizen Budget at woreda level for EFY2014 woreda budgets as per the agreed template (Outcome, 20,000,000.00, 0%)				
	Baseline	Actual (Previous)	Actual (Current)	2022
Value	0.00	0.00	0.00	250.00
Date	--	01-Apr-2021	01-Apr-2021	--
Comments				

► DLI 34 7.14: Federal and regional government institutionalizes dialogue on the civil society sector (Output, 10,000,000.00, 0%)				
	Baseline	Actual (Previous)	Actual (Current)	2022
Value	0.00	0.00	0.00	2.00
Date	--	01-Apr-2021	01-Apr-2021	--
Comments				

► DLI 35 8.10: Six (6) regional and two (2) city administration governments allocate agreed portion of their annual budget to implement PFM reforms of their PFM reform strategies (Output, 10,000,000.00, 0%)				
	Baseline	Actual (Previous)	Actual (Current)	2022
Value	0.00	0.00	0.00	For EFY 2014 the agreed allocation will be (a) 0.1% of their EFY 2013 budget for Amhara



				National Regional State, Southern Nations, Nationalities and Peoples Regional State, Somali National Regional State, Benishangul Gumuz National Regional State, Gambella National Regional State, Addis Ababa City Administration, and Dire Dawa City Administration; and (b) 0.012% of EFY 2013 budget for Oromia National Regional State
Date	--	01-Apr-2021	01-Apr-2021	--
Comments				

► DLI 36 8.11: 50% of woredas in select regions (a) conduct fixed asset count for EFY2013 (b) reconcile with records (fixed asset registers) and (c) report the same to BoFED (Output, 5,000,000.00, 0%)				
	Baseline	Actual (Previous)	Actual (Current)	2022
Value	34.00	34.00	34.00	50.00
Date	--	01-Apr-2021	01-Apr-2021	--
Comments				

► DLI 37 9.10: Eight regions reported Procurement Performance to their respective BoFED heads for each of the five basic sectors based on agreed KPIs pertaining to EFY2013 data with key elements addressed (Output, 10,000,000.00, 0%)				
	Baseline	Actual (Previous)	Actual (Current)	2022
Value	0.00	0.00	0.00	8.00
Date	--	01-Apr-2021	01-Apr-2021	--
Comments				

► DLI 38 9.11: Dire Dawa City Administration and Sidama Region commenced procurement data entry for five basic sectors based on agreed KPIs and furnished data captured in the first three quarters of EFY2014 (Output, 10,000,000.00, 0%)				
	Baseline	Actual (Previous)	Actual (Current)	2022
Value	0.00	0.00	0.00	2.00
Date	--	01-Apr-2021	01-Apr-2021	--



Comments

► DLI 39 11.9: PDC, Ministry of Health and Ministry of Water Irrigation and Electricity implement the Digital MRS system (Output, 10,000,000.00, 0%)

	Baseline	Actual (Previous)	Actual (Current)	2022
Value	No pilots undertaken	No pilots undertaken	No pilots undertaken	--
Date	--	01-Apr-2021	01-Apr-2021	--

Comments

► DLI 40 13.2: Revised and validated two-year integrated functional and adult education IFAE program curriculum for one-year program endorsed by MoE (Output, 5,000,000.00, 0%)

	Baseline	Actual (Previous)	Actual (Current)	2022
Value	Old IFAE curriculum	Old IFAE curriculum	Old IFAE curriculum	--
Date	--	01-Apr-2021	01-Apr-2021	--

Comments

► DLI 41 13.3: 4% increase in the number of adults participating in the adult non-formal education program nationally in EFY2014 compared with the baseline in EFY2012 (Outcome, 15,000,000.00, 0%)

	Baseline	Actual (Previous)	Actual (Current)	2022
Value	2,870,000.00	2,870,000.00	2,870,000.00	3,000,000.00
Date	--	01-Apr-2021	01-Apr-2021	--

Comments

► DLI 42 15.2: 100 woredas establish functional WWT with at least 10 functional WaSHCOMs per woreda as per agreed definition of "functionality" (Outcome, 20,000,000.00, 0%)

	Baseline	Actual (Previous)	Actual (Current)	2022
Value	0.00	0.00	0.00	100.00
Date	--	01-Apr-2021	01-Apr-2021	--

Comments

► DLI 43 16.1: PDC prepared and published policy briefs on the demographic dividend and fertility (Output, 5,000,000.00, 0%)

	Baseline	Actual (Previous)	Actual (Current)	2022
--	----------	-------------------	------------------	------



Value	No briefs published	No briefs published	No briefs published	Policy briefs prepared and published
Date	--	01-Apr-2021	01-Apr-2021	--
Comments				

► DLI 44 16.2: A minimum of 300 health professionals deployed across the country are skilled with new strategies to support Gender Based Violence (GBV) survivors (Outcome, 15,000,000.00, 0%)				
	Baseline	Actual (Previous)	Actual (Current)	2022
Value	0.00	0.00	0.00	300.00
Date	--	01-Apr-2021	01-Apr-2021	--
Comments				