



## Kenya Social and Economic Inclusion Project (P164654)

EASTERN AND SOUTHERN AFRICA | Kenya | Social Protection & Jobs Global Practice |  
IBRD/IDA | Investment Project Financing | FY 2019 | Seq No: 7 | ARCHIVED on 28-Jun-2022 | ISR52044 |

Implementing Agencies: Ministry of Labour and Social Protection, National Drought Management Authority, Republic of Kenya

**Key Dates****Key Project Dates**

Bank Approval Date: 27-Nov-2018

Effectiveness Date: 31-Jan-2019

Planned Mid Term Review Date: 20-Sep-2021

Actual Mid-Term Review Date: 27-Sep-2021

Original Closing Date: 31-Dec-2023

Revised Closing Date: 31-Dec-2023

**Project Development Objectives**

Project Development Objective (from Project Appraisal Document)

To strengthen delivery systems for enhanced access to social and economic inclusion services and shock-responsive safety nets for poor and vulnerable households.

Has the Project Development Objective been changed since Board Approval of the Project Objective?

No

**Components Table**

Name

Component 1 - Strengthening Social Protection Delivery Systems:(Cost \$719.87 M)

Component 2 - Increasing Access to Social and Economic Inclusion Interventions:(Cost \$303.08 M)

Component 3 - Improving the Shock Responsiveness of Safety Net System:(Cost \$323.27 M)

**Overall Ratings**

Name	Previous Rating	Current Rating
Progress towards achievement of PDO	<input type="checkbox"/> Moderately Satisfactory	<input type="checkbox"/> Moderately Unsatisfactory
Overall Implementation Progress (IP)	<input type="checkbox"/> Moderately Satisfactory	<input type="checkbox"/> Moderately Unsatisfactory
Overall Risk Rating	<input type="checkbox"/> Substantial	<input type="checkbox"/> Substantial

**Implementation Status and Key Decisions**

The implementing agencies for the Kenya Social and Economic Inclusion Project (KSEIP)--the State Department for Social Protection and the National Drought Management Authority--continue to advance project implementation. The review of the project progress carried out in early June 2022 noted acceleration in selected areas. Several Disbursement-Linked Results have been achieved by both implementing agencies who are preparing the evidence to share with the World Bank. The inadequate funding of the Hunger Safety Net Program that is one of the Eligible Expenditure Programs supported by the project remains a concern.

The Government's self-assessment report recommended an extension in the project closing date to allow more time to achieve the pending results. However, it will be important to receive the Government's confirmation of the continued relevance of various project activities as well as its commitment to project objectives, especially those related to shock-responsive safety net, for the World Bank management's consideration.



**Risks**

**Systematic Operations Risk-rating Tool**

Risk Category	Rating at Approval	Previous Rating	Current Rating
Political and Governance	☐ Moderate	☐ Moderate	☐ Substantial
Macroeconomic	☐ Moderate	☐ Substantial	☐ Substantial
Sector Strategies and Policies	☐ Moderate	☐ Substantial	☐ Substantial
Technical Design of Project or Program	☐ Moderate	☐ Moderate	☐ Moderate
Institutional Capacity for Implementation and Sustainability	☐ Substantial	☐ Substantial	☐ Substantial
Fiduciary	☐ Substantial	☐ Substantial	☐ Substantial
Environment and Social	☐ Moderate	☐ Moderate	☐ Moderate
Stakeholders	☐ Moderate	☐ Moderate	☐ Moderate
Other	--	--	--
Overall	☐ Substantial	☐ Substantial	☐ Substantial

**Results**

**PDO Indicators by Objectives / Outcomes**

Strengthening social protection delivery systems				
▶ Number of counties where the roll out of enhanced Single Registry covers at least 75 percent of targeted households (Text, Custom, PBC)				
	Baseline	Actual (Previous)	Actual (Current)	End Target
Value	An SR, linked to the MIS of four cash transfer programs, is functional with links to the IPRS	Roll-out completed in 2 non-HSNP counties, pending third-party validation of data quality	Roll-out completed in 4 non-HSNP counties, pending third-party validation of data quality	Roll out completed in 39 non HSNP counties
Date	31-Dec-2018	27-Sep-2021	30-May-2022	29-Dec-2023
Comments:	Data collection have been completed in four non-HSNP counties. The data collection has been launched for another 14 counties. A third-party quality assurance firm has been engaged for an independent verification of quality of the household data collected in two counties. Another quality assurance firm is being hired to cover the other two counties and those that will be covered by the data collection exercise in the coming month.			

Increasing Access to Social and Economic Inclusion Interventions				
------------------------------------------------------------------	--	--	--	--



► Number of households receiving nutrition-sensitive cash transfer (Number, Custom, PBC)				
	Baseline	Actual (Previous)	Actual (Current)	End Target
Value	600.00	12,054.00	10,000.00	23,500.00
Date	31-Dec-2018	27-Sep-2021	30-May-2022	29-Dec-2023
Comments:	Over 10 thousand households were in receipt of NICHE top-ups and nutrition counselling in May 2022.			
► Number of sub-counties where economic inclusion model is initiated (Number, Custom)				
	Baseline	Actual (Previous)	Actual (Current)	End Target
Value	0.00	0.00	10.00	9.00
Date	31-Dec-2018	27-Sep-2021	30-May-2022	29-Dec-2023
Comments:	A substantial progress was made after signing the TA contract in December 2020. This includes completion of the EI interventions design, establishment of coordination mechanisms, capacity building of government officers to support the program and development of implementation tools such as operational guidelines, local support structures, monitoring framework, funds flow mechanism, CD-MIS, mentors' network and others. Moreover, the targeting has been completed and three thousand beneficiaries identified in Muranga and Makueni counties. Identification and targeting are still underway in three other counties, which was postponed to give time for preparation of program evaluation baseline.			

Improving the shock-responsiveness of the Safety Net System				
► Number of new regular HSNP households enrolled and paid for through the GoK's budget in expansion counties (Number, Custom, PBC)				
	Baseline	Actual (Previous)	Actual (Current)	End Target
Value	0.00	0.00	0.00	32,000.00
Date	31-Dec-2019	27-Sep-2021	30-May-2022	29-Dec-2023
Comments:	Registration in the four expansion counties of Samburu, Isiolo, Tana River and Garissa is underway. NDMA has registered over 70% of the registration target. However, payment of the new beneficiaries has not started yet because of HSNP funding gap.			
► Enhanced financing mechanism for HSNP scalability is implemented (Text, Custom, PBC)				
	Baseline	Actual (Previous)	Actual (Current)	End Target
Value	No formal financing plan in place	Emergency payments made for 100% of households triggered in 4 HSNP counties	Emergency payments are delayed for households triggered in 4 HSNP counties	Emergency payments made for 100% of households triggered in HSNP 8 counties
Date	31-Dec-2018	27-Sep-2021	31-May-2022	29-Dec-2023
Comments:	The HSNP Financing Plan for FY21/22 envisages the HSNP emergency payments to be fully covered by the NT. However, the national budget allocations fall short of KES1.2 billion to cover the HSNP needs. The current program deficit jeopardizes continuous progress.			



### Intermediate Results Indicators by Components

Component 1: Strengthening Social Protection Delivery Systems				
► IRI 1: Percentage of beneficiaries receiving payments through the new Inua Jamii Payment Mechanism for the Consolidated Cash Transfer Program (Percentage, Custom, PBC)				
	Baseline	Actual (Previous)	Actual (Current)	End Target
Value	0.00	85.00	85.00	100.00
Date	31-Dec-2018	27-Sep-2021	31-May-2022	29-Dec-2023
Comments:	The indicator has been achieved at 85% of the total planned beneficiaries receiving their cash transfers through the new payment mechanism. Further progress remains challenging for several reasons. One is the fluctuation in the number of beneficiary households due to the change in their eligibility status as well as the change in OPCT targeting criteria after introduction of the new payment mechanism in 2018 that makes it difficult to re-target the earlier program beneficiaries. Another is persistent funding issues in the Consolidated Cash Transfers Program (CCTP) to enable dynamic replacement of the existed households with the new ones to achieve and maintain the 100% target .			
► IRI 2: Integrated G&CM mechanism is strengthened and rolled out at decentralized level (Text, Custom, PBC)				
	Baseline	Actual (Previous)	Actual (Current)	End Target
Value	G&CM system for all four NSNP programs piloted in 20 sub-counties	CCTP G&CM mechanism rolled out in 5 counties. HSNP G&CM mechanism rolled out in 4 counties	NSNP G&CM mechanism has been decentralized in all counties.	Enhanced G&CM functional in all KSEIP counties
Date	31-Dec-2018	27-Sep-2021	30-May-2022	29-Dec-2023
Comments:	The nationwide rollout of the decentralized G&CM system has been completed. The Government enhances the scope of the G&CM to cover KSEIP activities with subsequent decentralized implementation. This entails: (i) revised G&CM procedures in the CCTP and HSNP operational manual detailing the procedures for receiving, recording and responding to cases; (ii) revised design and update of CCTP-MIS and HSNP MIS modules to record KSEIP and NSNP cases, and action taken; and (iii) the development of clear institutional roles and responsibilities for the intake and resolution of all cases.			
► IRI 3: Beneficiary Outreach Strategy for NSNP and KSEIP rolled out (Text, Custom)				
	Baseline	Actual (Previous)	Actual (Current)	End Target
Value	BOS for the CCTP rolled-out in 20 sub- counties	Roll-out pending	Roll-out pending	Enhanced BOS rolled out in all 47 counties
Date	31-Dec-2019	27-Sep-2021	30-May-2022	29-Dec-2023
Comments:	SDSP expects to have an enhanced Beneficiary Outreach Strategy completed in June 2022. The rollout is pegged on strengthening of the implementing structures as part of the preparation for roll out. This involves training of county officers, Beneficiary Welfare Committees (BWCs) and relevant stakeholders in KSEIP counties that is expected to begin in FY22/23.			



► Beneficiaries of social safety net programs (Number, Corporate)				
	Baseline	Actual (Previous)	Actual (Current)	End Target
Value	0.00	12,054.00	78,000.00	341,500.00
Date	31-Dec-2018	27-Sep-2021	30-May-2022	29-Dec-2023
Comments:	This indicator counts individual beneficiaries, both direct and indirect, of KSEIP-supported interventions i.e. HSNP beneficiaries in expansion counties as well as NICHE and economic inclusion beneficiaries. Over 10 thousand households were enrolled in the NICHE program in ten sub-counties. Another 5.5 thousands have been enrolled in the Economic Inclusion pilot. HSNP enrollment in the expansion counties is yet to start pending allocation of budget. The indicator's value is an estimate made using the methodology described below.			
□ Beneficiaries of social safety net programs - Female (Number, Corporate Supplement)				
	Baseline	Actual (Previous)	Actual (Current)	End Target
Value	0.00	12,054.00	12,054.00	170,750.00

#### Component 2: Increasing Access to Social and Economic Inclusion Interventions

##### ► IRI 5: Establishment and implementation of referral mechanism for the NHIF (Text, Custom)

	Baseline	Actual (Previous)	Actual (Current)	End Target
Value	30 percent of NSNP households enrolled in the NHIF but no systematic referral system in place	26%	44%	90 percent of NSNP beneficiaries enrolled in the NHIF
Date	31-Dec-2018	27-Sep-2021	30-May-2022	29-Dec-2023

##### ► IRI 6: Number of households receiving package of nutrition-sensitive social protection services (Number, Custom)

	Baseline	Actual (Previous)	Actual (Current)	End Target
Value	600.00	0.00	10,000.00	23,500.00
Date	31-Dec-2018	27-Sep-2021	30-May-2022	29-Dec-2023
Comments:	Over 10 thousand households were enrolled in NICHE and received their top-ups and nutrition counselling.			

#### Component 3: Improving the Shock-Responsiveness of the Safety Net System

##### ► IRI 7: Percentage of payments that are made on time to Payment Service Providers for transfer to regular HSNP beneficiaries (Percentage, Custom)

	Baseline	Actual (Previous)	Actual (Current)	End Target
Value	35.00	67.00	67.00	95.00



Date	31-Dec-2018	27-Sep-2021	27-Sep-2021	29-Dec-2023
Comments:	All regular payments were made on time up to December 2020 cycle. After that, the HSNP started to see interruptions in budget financing.			
<b>► IRI 8: Percentage of regular HSNP cash transfers financed by the GoK in the original four HSNP counties (Percentage, Custom)</b>				
	Baseline	Actual (Previous)	Actual (Current)	End Target
Value	64.00	100.00	100.00	100.00
Date	31-Dec-2018	27-Sep-2021	27-Sep-2021	31-Dec-2024
Comments:	In FY21/22, because of HSNP budget deficit and delays in release of exchequer 2 cycles of regular CTs (4 months p paid as of May 30, 2022.			
<b>► IRI 9: HSNP registration exercise in original and expansion counties completed (Text, Custom)</b>				
	Baseline	Actual (Previous)	Actual (Current)	End Target
Value	HSNP re-registration in four original counties has commenced	Registration compleed in original counties, 38.3K households registered in expansion counties	Registration completed in original counties and beneficiary lists updated. Registration is completed by 70% in the expansion counties. Beneficiary lists are being prepared.	HSNP registry updated and linked with enhanced SR according to design and operating procedures
Date	31-Dec-2018	27-Sep-2021	30-May-2022	31-Dec-2024
Comments:	The re-registration of beneficiaries in the four HSNP counties of Turkana, Wajir, Mandera and Marsabit was completed in March 2021 with a total of 568,539 households registered. Registration in the four expansion counties of Samburu, Isiolo, Tana River and Garissa is underway. NDMA has registered over 70% of the target number of households. SDSP has initiated the process of feeding the HSNP registry data into the national social registry under the ESR. The migration is to be completed in the coming months. Furthermore, the ESR and HSNP MISs should be synchronized so that the household data being collected for HSNP can also reflect in the ESR database.			
<b>► IRI 10: HSNP scalability strategy updated (Text, Custom)</b>				
	Baseline	Actual (Previous)	Actual (Current)	End Target
Value	HSNP scalability strategy in place	Updated HSNP scalability strategy in place	Updated HSNP scalability strategy in place	Updated HSNP scalability strategy in place
Date	31-Dec-2018	27-Sep-2021	27-Sep-2021	29-Dec-2023
Comments:	During MTR, NDMA submitted the revised scalability strategy. The revisions proposed are in line with previous discussions and modelling completed with the Bank technical support. The changes are expected to be broadly budget neutral based on the updated list of households registered in the existing HSNP counties.			



Performance-Based Conditions

►PBC 1 Number of counties where the roll out of enhanced Single Registry covers at least 75 percent of targeted households (Text, Outcome, 57,900,000.00, 0.00%)				
	Baseline	Actual (Previous)	Actual (Current)	December 2023
Value	An SR, linked to the MIS of four cash transfer programs, is functional with links to the IPRS	Roll-out completed in 2 non-HSNP counties, pending third-party validation of data quality	Roll-out completed in 4 non-HSNP counties, pending third-party validation of data quality	--
Date	--	27-Sep-2021	30-May-2022	--

►PBC 2 IRI 1: Percentage of beneficiaries receiving payments through the new Inua Jamii Payment Mechanism for the Consolidated Cash Transfer Program (Percentage, Intermediate Outcome, 14,000,000.00, 0.00%)				
	Baseline	Actual (Previous)	Actual (Current)	December 2023
Value	0.00	85.00	85.00	--
Date	--	27-Sep-2021	31-May-2022	--

►PBC 3 IRI 2: Integrated G&CM mechanism is strengthened and rolled out at decentralized level (Text, Intermediate Outcome, 20,000,000.00, 0.00%)				
	Baseline	Actual (Previous)	Actual (Current)	December 2023
Value	G&CM system for all four NSNP programs piloted in 20 sub-counties	CCTP G&CM mechanism rolled out in 5 counties. HSNP G&CM mechanism rolled out in 4 counties	NSNP G&CM mechanism has been decentralized in all counties.	--
Date	--	27-Sep-2021	30-May-2022	--

►PBC 4 Number of households receiving nutrition-sensitive cash transfer (Number, Intermediate Outcome, 34,000,000.00, 2.53%)				
	Baseline	Actual (Previous)	Actual (Current)	December 2023
Value	600.00	12,054.00	10,000.00	--
Date	--	27-Sep-2021	30-May-2022	--





► PBC 5 Number of new regular HSNP households enrolled and paid for through the GoK's budget in expansion counties (Number, Outcome, 58,300,000.00, 0.00%)				
	Baseline	Actual (Previous)	Actual (Current)	December 2023
Value	0.00	0.00	0.00	--
Date	--	27-Sep-2021	30-May-2022	--

► PBC 6 Enhanced financing mechanism for HSNP scalability is implemented (Text, Outcome, 71,500,000.00, 0.00%)				
	Baseline	Actual (Previous)	Actual (Current)	December 2023
Value	No formal financing plan in place	Emergency payments made for 100% of households triggered in 4 HSNP counties	Emergency payments are delayed for households triggered in 4 HSNP counties	--
Date	--	27-Sep-2021	31-May-2022	--

## Data on Financial Performance

### Disbursements (by loan)

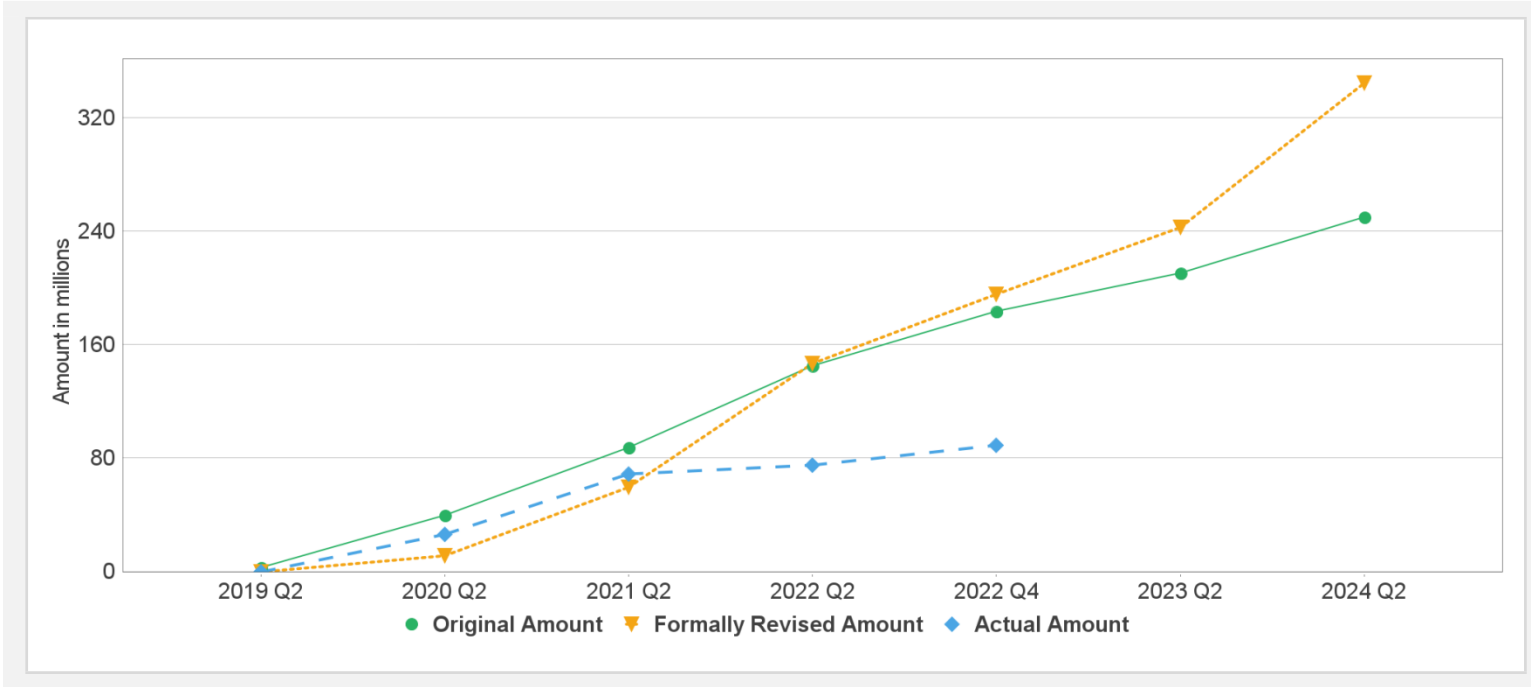
Project	Loan/Credit/TF	Status	Currency	Original	Revised	Cancelled	Disbursed	Undisbursed	% Disbursed
P164654	IDA-63480	Effective	USD	250.00	250.00	0.00	52.03	178.08	 23%
P164654	TF-A9527	Effective	USD	70.35	70.35	0.00	36.93	33.41	 53%

### Key Dates (by loan)

Project	Loan/Credit/TF	Status	Approval Date	Signing Date	Effectiveness Date	Orig. Closing Date	Rev. Closing Date
P164654	IDA-63480	Effective	27-Nov-2018	31-Jan-2019	20-Mar-2019	31-Dec-2023	31-Dec-2023
P164654	TF-A9527	Effective	16-Jan-2019	31-Jan-2019	31-Jan-2019	31-Dec-2023	31-Dec-2023

### Cumulative Disbursements





### Restructuring History

There has been no restructuring to date.

### Related Project(s)

There are no related projects.