



Mozambique Conservation Areas for Biodiversity and Development - Phase 2 (P166802)

EASTERN AND SOUTHERN AFRICA | Mozambique | Environment, Natural Resources & the Blue Economy Global Practice | IBRD/IDA | Investment Project Financing | FY 2019 | Seq No: 8 | ARCHIVED on 28-Jun-2022 | ISR51977 |

Implementing Agencies: Fundo Nacional de Desenvolvimento Sustentavel (National Sustainable Development Fund), Ministry of Economy and Finance

Key Dates

Key Project Dates

Bank Approval Date: 20-Sep-2018

Effectiveness Date: 21-Dec-2018

Planned Mid Term Review Date: 23-May-2022

Actual Mid-Term Review Date: 23-May-2022

Original Closing Date: 30-Nov-2023

Revised Closing Date: 30-Nov-2024

Project Development Objectives

Project Development Objective (from Project Appraisal Document)

To improve management of target conservation area landscapes and enhance the living conditions of communities in and around these conservation areas.

Has the Project Development Objective been changed since Board Approval of the Project Objective?

No

Components Table

Name

Component 1: Strengthening Capacity and Financial Sustainability of National Conservation Institutions:(Cost \$29821510.00 M)

Component 2: Improving Conservation Areas Management in target landscapes:(Cost \$22375000.00 M)

Component 3: Promoting conservation-compatible rural development and integrated landscape management in target landscapes:(Cost \$21419266.00 M)

Component 4: Component 4: Contingency Emergency Response

Overall Ratings

Name	Previous Rating	Current Rating
Progress towards achievement of PDO	<input type="checkbox"/> Moderately Satisfactory	<input type="checkbox"/> Moderately Satisfactory
Overall Implementation Progress (IP)	<input type="checkbox"/> Moderately Unsatisfactory	<input type="checkbox"/> Moderately Satisfactory
Overall Risk Rating	<input type="checkbox"/> Moderate	<input type="checkbox"/> Moderate

Implementation Status and Key Decisions

The project is progressing well towards achievement of PDO. Key progress to date include:

Component 1:

- The three Landscape Management Units (LMUs) of the National Sustainable Development Fund (FNDS) are fully operational in each of the project landscapes (Elephant Coast, Sussundenga, and Marromeu) and activities are ongoing.
- The functional analysis of ANAC and the revision of its Strategic Plan 2015-2024 are undergoing, and a preliminary report has already been prepared and approved by the Bank.



- The Strategic Action Plan for Community Development in the three CAs is being finalized, and it is expected that the document will be approved by MTA's Conselho Consultivo by July 31.
- The preparation for implementing an e-CITIES system in Mozambique has started.
- The MoUs between ANAC and the co-manager for Chimanimani National Park (Flora and Fauna International) is under implementation. The long-term agreements are expected to be developed and signed by 2022. For the Marromeu Reserve, the co-manager Gorongosa Restoration Project announced its retirement from the MoU in December 2021, but ANAC is exploring the possibility of an agreement with *Frankfurt Zoological Society* (FZS), and considering African Parks as an alternative option.
- The Management Boards for Chimanimani National Park and Marromeu National Reserve have been created, approved by the Council of Ministries, and are already operational. Maputo Special Reserve and Ponta do Ouro Partial Marine Reserve were re-categorized as Maputo National Park on December 7, and the creation of its Management Board is expected for October 31.
- Non-IDA financing of CAs by BIOFUND significantly surpassed the end target for the project.
- The Program for Conservation Leadership in Mozambique (PLCM): activities in support to capacity building of SNAC is well progressing. The PLCM has an independent and functioning multi-sectoral steering committee.

Component 2:

- Significant progress in infrastructure activities for the Maputo National Park, moving the completion rate from 33% (registered during last mission) to 55%. It is expected that works will be completed by the end of 2022, achieving the project end target. The METT score for 2021 also surpassed the target for that year and is on track to surpass the project end target. In Chimanimani National Park, infrastructure works progressed significantly, from 19% registered in the last mission to 44% in the current MTR. Infrastructure works in the Marromeu Reserve remain delayed.
- The Marromeu Reserve Managing Board was officially approved and operationalized.
- The development of the Integrated Development Plan for the Maputo Environmental Protected Area (APA), is almost completed, and works are expected to start in October 2022. A joint collaboration between the APA and the Maputo Special Reserve are leading to the definition of a dedicated community area for the sustainable use of wildlife.
- The environmental education program Educa+ is progressing with great success in the three project landscapes. 29 schools are part of the program, including about 12,000 students, 43% of which are females. 78 scholarships have been granted to girls through the program. 29 environmental clubs have been formed, and 16 girl clubs. Linked to this activity, various schools in the target CAs are being built/refurbished, and resources will be allocated to the activity to enable to support the operationalization of the schools (i.e. school desks etc.). The program is also demonstrating to be successful in improving CAs and communities collaboration, and communities are requesting an expansion of the program.
- Ecojobs program continues to provide support to beneficiaries and schools that are part of the environmental education and scholarship program for girls during COVID-19 that induced school closures, including provision of material for distance learning and mentoring for girls. The program benefitted 725 people so far, 231 of which are female. The program also contributed to improve communities' efforts in collaborating with CA management.
- The Gender Action Learning System (GALS), a household methodology to address gender imbalances at the household and community level, is being piloted on 378 households across the three CAs. However, inadequate training and capacity building delivered to ensure proper implementation of the methodology. Close follow-up and additional support has been agreed to help resolve the issue, including revising the implementation plan and an extension of the timeline without budget changes.
- The community action plans developed using the Social Assessment for Protected Areas (SAPA) methodology for each CA are under implementation in the three CAs.

Component 3:

- Since the last mission (December 2021), the Project made considerable progress in implementing Sustenta Bio1, Sustenta Bio 2, and Sustenta Emergencia funding windows. On Sustenta Bio (1 and 2), 36 PECEs out of the 49 approved are currently being financed, surpassing the end-of-project target. As for companies, a total of 5 out of the 11 approved are currently being financed, despite progress is still slow with only 8% being disbursed. A total of 35 companies are benefiting from funding under the Tourism Emergency window, with the 6 companies in the 1st call having been disbursed around 90% of the resources, and the remaining 29 beneficiaries around 40% of the resources intended for your plans.
- 60 PCR groups have been created in Marromeu (28), Sussundenga (19), and Elephant Coast (13) and landscapes, involving 1,676 members, 62.6% of which are women - therefore exceeding the target goal for the project (36 groups 1,080 beneficiaries).
- 3,740ha of land have been identified in Sussundenga for restoration activities, involving both coffee production and native species. A restoration plan has been developed and since December 2021, support has started for the development of coffee production in Sussundenga through two coffee companies. In Marromeu, circa 3000ha were identified for restoration, and a restoration plan has been developed and submitted to the Bank for revision (May 2022). In the Elephant Coast landscape, a restoration strategy for the Licuati Forest Reserve is being finalized, and restoration activities started.
- Territorial planning in the three landscapes is also progressing. The development of the PDUT for Marromeu is in progress since August 2021 and is currently in its final stages of finalization.
- The additional \$23 million from the GEF Sustainable Dryland Landscape Impact Program is effective, focusing on improving management of forests and degraded lands in the landscapes. The additional US\$2.5 million channeled from the Swedish Development Cooperation to support COVID-response in CAs is progressing well. Its focus is around the following activities: economic recovery support for small and medium size tourism enterprises; promotion of community 'eco-job' creation programs in the three CAs; improvements for safe return to schools and distance learning; and promotion of wildlife and habitat protection under BIOFUND's Emergency Fund.



Risks

Systematic Operations Risk-rating Tool

Risk Category	Rating at Approval	Previous Rating	Current Rating
Political and Governance	☐ Substantial	☐ Moderate	☐ Moderate
Macroeconomic	☐ Moderate	☐ Moderate	☐ Moderate
Sector Strategies and Policies	☐ Moderate	☐ Moderate	☐ Moderate
Technical Design of Project or Program	☐ Moderate	☐ Moderate	☐ Moderate
Institutional Capacity for Implementation and Sustainability	☐ Moderate	☐ Moderate	☐ Moderate
Fiduciary	☐ Moderate	☐ Substantial	☐ Moderate
Environment and Social	☐ Moderate	☐ Moderate	☐ Moderate
Stakeholders	☐ Low	☐ Low	☐ Low
Other	--	--	--
Overall	☐ Moderate	☐ Moderate	☐ Moderate

Results

PDO Indicators by Objectives / Outcomes

Management improvements of target conservation area landscapes				
▶ CAs with improved management effectiveness (Number, Custom)				
	Baseline	Actual (Previous)	Actual (Current)	End Target
Value	0.00	0.00	0.00	3.00
Date	28-Sep-2018	03-Dec-2021	03-Jun-2022	19-Jan-2024
Comments:	This indicator is on track. The end target is expected to be met in the Project's final year, since it will be achieved once all three CAs have increased their METT scores by 20%. All CAs have improved their METT scores since the last evaluation (done annually) and closed 2021 with increased scores. 2022 results will be computed in the beginning of 2023.			
☐ CAs with improved management effectiveness: Maputo Special Reserve (Number, Custom Breakdown)				
	Baseline	Actual (Previous)	Actual (Current)	End Target
Value	59.00	62.00	66.00	71.00
Date	28-Sep-2018	03-Dec-2021	03-Jun-2022	19-Jan-2024



<input type="checkbox"/> CAs with improved management effectiveness : Chimanimani CA (Number, Custom Breakdown)				
	Baseline	Actual (Previous)	Actual (Current)	End Target
Value	47.00	51.00	53.00	59.00
Date	28-Sep-2018	03-Dec-2021	03-Jun-2022	19-Jan-2024
<input type="checkbox"/> CAs with improved management effectiveness: Marromeu National Reserve (Number, Custom Breakdown)				
	Baseline	Actual (Previous)	Actual (Current)	End Target
Value	39.00	39.00	41.00	44.00
Date	28-Sep-2018	03-Dec-2021	03-Jun-2022	19-Jan-2024
► Species population maintenance, and/or increase (Yes/No, Custom)				
	Baseline	Actual (Previous)	Actual (Current)	End Target
Value	Yes	Yes	Yes	Yes
Date	28-Sep-2018	03-Dec-2021	03-Jun-2022	19-Jan-2024
Comments:	This indicator is on track. The 2021 annual target has been achieved in Maputo Special Reserve (MSR) and in Chimanimani National Park. In Marromeu (2020), the Buffalo population increased and the Sable population is similar the one found in 2019, but it is below the target.			
<input type="checkbox"/> Key Species population maintenance, and/or increase: Maputo Special Reserve (1.Elephant, 2.Reedbuck, 3.Serranidae family) (Yes/No, Custom Breakdown)				
	Baseline	Actual (Previous)	Actual (Current)	End Target
Value	Yes	Yes	Yes	Yes
Date	28-Sep-2018	03-Dec-2021	03-Jun-2022	19-Jan-2024
<input type="checkbox"/> Key Species population maintenance, and/or increase. Chimanimani NP (1.Apalis chirindensis (Passerine Bird); 2.Olea Chimanimani (Olive shrub)) (Yes/No, Custom Breakdown)				
	Baseline	Actual (Previous)	Actual (Current)	End Target
Value	Yes	Yes	Yes	Yes
Date	28-Sep-2018	03-Dec-2021	03-Jun-2022	19-Jan-2024
<input type="checkbox"/> Key Species population maintenance, and/or increase. Marromeu NR (1. Buffalo, 2. Sable) (Yes/No, Custom Breakdown)				
	Baseline	Actual (Previous)	Actual (Current)	End Target
Value	Yes	Yes	Yes	Yes
Date	28-Sep-2018	03-Dec-2021	03-Jun-2022	19-Jan-2024



Living conditions of communities in and around target conservation area landscapes enhanced				
▶ Target landscapes with positive variation in local communities' perception of CAs' impact in wellbeing (Number, Custom)				
	Baseline	Actual (Previous)	Actual (Current)	End Target
Value	0.00	0.00	0.00	3.00
Date	28-Sep-2018	03-Dec-2021	03-Jun-2022	19-Jan-2024
Comments:	<p>Action Plans for each CA, including baselines and targets, have been developed, and monitoring of this indicator will now be possible accordingly. The baselines for Chimanimani and Maputo are 0 and in Marromeu -10. As planned, Chimanimani's action plan was reviewed in October. The expectation is to review Costa dos Elefantes and Marromeu's action plans until March 2022. Even with some delay in action plans revision the client team keep the overall schedule is maintained. In Sept 1st 2022 the interviewers training of will begin.</p> <p>In order to ensure that the PDO of improving livelihoods is thoroughly captured, the project (through FNDS) planned to start a qualitative report on livelihood improvement to highlight lessons learned and which will contribute to the project's decision making process. The report development is under analysis by the client.</p>			

Intermediate Results Indicators by Components

C1:Strengthen Capacity of National Conserv. Institutions & Financial Sustainability of the CA system				
▶ People trained by the Conservation Leadership Initiative (of which % of women) (Number, Custom)				
	Baseline	Actual (Previous)	Actual (Current)	End Target
Value	0.00	141.00	188.00	445.00
Date	28-Sep-2018	03-Dec-2021	03-Jun-2022	19-Jan-2024
Comments:	<p>This indicator is on track, albeit with slower progress to achieve annual targets than expected due to COVID restrictions and its impact on the PLCM, as well as the delayed completion and implementation of a training plan for the CA system staff.</p>			
□ % of women trained by the Conservation Leadership Program (Number, Custom Breakdown)				
	Baseline	Actual (Previous)	Actual (Current)	End Target
Value	0.00	35.00	36.00	26.00
Date	28-Sep-2018	03-Dec-2021	03-Jun-2022	19-Jan-2024
▶ Electronic visa acquisition process piloted (Yes/No, Custom)				
	Baseline	Actual (Previous)	Actual (Current)	End Target
Value	No	No	No	Yes
Date	28-Sep-2018	03-Dec-2021	03-Jun-2022	19-Jan-2024



► Co-Management Agreements in target CAs signed by the relevant authority (Number, Custom)				
	Baseline	Actual (Previous)	Actual (Current)	End Target
Value	1.00	1.00	1.00	3.00
Date	28-Sep-2018	03-Dec-2021	03-Jun-2022	19-Jan-2024
Comments:	This indicator is on track and not expected to be achieved until 2022. The MoUs to initiate co-management arrangements in Chimanimani National Reserve (with Flora and Fauna International) and Marromeu National Reserve (with Gorongosa Restoration Project) have been signed and it's expected that the full-fledged agreements will be signed by 2022.			
► Amount of non-IDA funds disbursed by BIOFUND for operation costs in the CA Network (of which amount disbursed to the three target CAs) (Amount(USD), Custom)				
	Baseline	Actual (Previous)	Actual (Current)	End Target
Value	0.00	4,673.70	7,313,128.00	2,900,000.00
Date	28-Sep-2018	03-Dec-2021	03-Jun-2022	19-Jan-2024
Comments:	The end target was achieved.			
☐ Amount of non-IDA funds disbursed by BIOFUND to the three target CAs for operation costs, out of the total (Amount(USD), Custom Breakdown)				
	Baseline	Actual (Previous)	Actual (Current)	End Target
Value	0.00	434,813.00	1,957,209.00	300,000.00
Date	28-Sep-2018	03-Dec-2021	03-Jun-2022	19-Jan-2024
☐ Amount of non-IDA funds disbursed by BIOFUND for sustainable dryland management in CAs (Amount(USD) (Amount(USD), Custom Supplement)				
	Baseline	Actual (Previous)	Actual (Current)	End Target
Value	0.00	0.00	0.00	900,000.00
► Increase of Endowment Fund through non-GEF Funds (Amount(USD), Custom)				
	Baseline	Actual (Previous)	Actual (Current)	End Target
Value	0.00	0.00	0.00	5,000,000.00
Date	02-Mar-2020	03-Dec-2021	03-Jun-2022	30-Nov-2023
Comments:	This is an indicator added to reflect the GEF financed activities, which just became effective.			

C2: Improving Conservation Areas Management in target landscapes



► CAs' Management Councils functional (Number, Custom)				
	Baseline	Actual (Previous)	Actual (Current)	End Target
Value	0.00	0.00	2.00	3.00
Date	28-Sep-2018	03-Dec-2021	03-Jun-2022	19-Jan-2024
Comments:	<p>This indicator is still on track. The status per landscape is as follows: Maputo Special Reserve and Ponta de Ouro Partial Marine Reserve: Two informal meetings were held in 2019, while no meeting took place in 2020 due to COVID-19. One informal meeting was held in 2021, but it was not computed for the indicator's result. The Management Council should be formally created by the Council of Ministers and the composition approved by a Ministerial Diploma by 2022, as per Government's pledge. Chimanimani National Park: The process for legal establishment was approved by the Council of Ministers. One meeting each was held in 2019 and 2020 respectively. The expected meeting for July 2021 was postponed and held by the end of the year with official minutes recorded. Marromeu National Reserve: The process for legal establishment was approved by the Council of Ministers. No meeting for the Council for 2021 is yet planned.</p>			
► Target landscapes with basic infrastructure established under the project (Number, Custom)				
	Baseline	Actual (Previous)	Actual (Current)	End Target
Value	0.00	0.00	0.00	3.00
Date	28-Sep-2018	03-Dec-2021	03-Jun-2022	19-Jan-2024
Comments:	<p>The monitoring method was reviewed in the project MTR. The main change included that the percentage distribution for each step within the infrastructure process (from the procurement process to the end of the construction) changed as follows: from 50% to 30% for the phase until consignment of material; and the rest of the process until completion from 50% to 70%. Based on this new method, Maputo Special Reserve is currently at 52%, Chimanimani at 44% and Marromeu at 4%. A CA will only fulfill the indicator of number 1, once they reach 100%. This indicator is therefore expected to be achieved fully towards the end of the project.</p>			
► New private tourism concessions (Number, Custom)				
	Baseline	Actual (Previous)	Actual (Current)	End Target
Value	0.00	0.00	0.00	4.00
Date	28-Sep-2018	03-Dec-2021	03-Jun-2022	19-Jan-2024
Comments:	<p>The indicator presents delays in reaching its intermediate target of having two new tourism concessions established in Maputo Special Reserve (MSR) by the end of 2021, as the tender processes are taking longer than expected due to COVID-19. Progress in Chimanimani has been delayed since project started, first due to cyclone Idai and now COVID-19. One of the tourism concessions for Maputo (Membene) is in final stages of negotiation with the selected operator and is expected to be finalized by the next ISR. As the second concession in Maputo (Xinguti) was acknowledged not to be viable anymore, a tender will be re-launched for a gate-shop/restaurant and tourism activities. The concession in Chimanimani is delayed. The expectation is to be launched in 2022.</p>			
□ New private tourism concessions: Elephant Coast CA (Number, Custom Breakdown)				
	Baseline	Actual (Previous)	Actual (Current)	End Target
Value	0.00	0.00	0.00	3.00



Date	28-Sep-2018	03-Dec-2021	03-Jun-2022	19-Jan-2024
<input type="checkbox"/> New private tourism concessions: Chimanimani NR (Number, Custom Breakdown)				
	Baseline	Actual (Previous)	Actual (Current)	End Target
Value	0.00	0.00	0.00	1.00
Date	28-Sep-2018	03-Dec-2021	03-Jun-2022	19-Jan-2024
<input checked="" type="checkbox"/> Number of Environmental and/or girl clubs created in target landscapes (Number, Custom)				
	Baseline	Actual (Previous)	Actual (Current)	End Target
Value	0.00	0.00	26.00	27.00
Date	28-Sep-2018	03-Dec-2021	03-Jun-2022	19-Jan-2024
Comments:	<p>Progress towards the target in on track. By the end of 2021 a total of 17 clubs have met "functional" criteria.</p> <p>The criteria for girl's clubs are; (a) that the club meets for at least 10 hours a week; (b) has at least 2 Promoters; (c) There are Godmothers who accompany the girls. An Environmental Club is considered to be functional when (a) it meets for at least 20% of the local curriculum time, (b) It has at least 2 teachers dedicated to it, (c) It has a defined curriculum to be addressed.</p>			
<input type="checkbox"/> Number of Environmental and/or girl clubs created in: Elephant Coast CA (Number, Custom Breakdown)				
	Baseline	Actual (Previous)	Actual (Current)	End Target
Value	0.00	0.00	5.00	9.00
Date	28-Sep-2018	03-Dec-2021	03-Jun-2022	19-Jan-2024
<input type="checkbox"/> Number of Environmental and/or girl clubs created in: Chimanimani CA (Number, Custom Breakdown)				
	Baseline	Actual (Previous)	Actual (Current)	End Target
Value	0.00	0.00	14.00	9.00
Date	28-Sep-2018	03-Dec-2021	03-Jun-2022	19-Jan-2024
<input type="checkbox"/> Number of Environmental and/or girl clubs created in: Marromeu Complex (Number, Custom Breakdown)				
	Baseline	Actual (Previous)	Actual (Current)	End Target
Value	0.00	0.00	7.00	9.00
Date	28-Sep-2018	03-Dec-2021	03-Jun-2022	19-Jan-2024
<input checked="" type="checkbox"/> Number of community management plans implemented (Number, Custom)				
	Baseline	Actual (Previous)	Actual (Current)	End Target
Value	0.00	0.00	0.00	6.00



Date	02-Mar-2020	03-Dec-2021	03-Jun-2022	30-Nov-2023
Comments:	This is an indicator added to reflect the GEF financed activities. Results towards this indicator will be included in subsequent ISRs once activities are underway.			

C3: Promoting conservation-compatible rural dev.&integrated landscape management in target landscape				
► Grievances registered related to delivery of project benefits effectively addressed (Percentage, Custom)				
	Baseline	Actual (Previous)	Actual (Current)	End Target
Value	0.00	71.00	66.00	90.00
Date	28-Sep-2018	03-Dec-2021	03-Jun-2022	19-Jan-2024
Comments:	The MDR platform is under revision to better reflect the number of occurrences and the actual addressed percentage.			
<input type="checkbox"/> Grievances registered related to delivery of project benefits effectively addressed, disaggregated: Elephant Coast CA (Percentage, Custom Breakdown)				
	Baseline	Actual (Previous)	Actual (Current)	End Target
Value	0.00	25.00	25.00	90.00
Date	28-Sep-2018	03-Dec-2021	03-Jun-2022	19-Jan-2024
<input type="checkbox"/> Grievances registered related to delivery of project benefits effectively addressed, disaggregated: Chimanimani CA (Percentage, Custom Breakdown)				
	Baseline	Actual (Previous)	Actual (Current)	End Target
Value	0.00	100.00	88.00	90.00
Date	28-Sep-2018	03-Dec-2021	03-Jun-2022	19-Jan-2024
<input type="checkbox"/> Grievances registered related to delivery of project benefits effectively addressed, disaggregated: Marromeu Complex (Percentage, Custom Breakdown)				
	Baseline	Actual (Previous)	Actual (Current)	End Target
Value	0.00	87.00	86.00	90.00
Date	28-Sep-2018	03-Dec-2021	03-Jun-2022	19-Jan-2024
► Participants in Rotating Saving and Credit Scheme cycles (Number, Custom)				
	Baseline	Actual (Previous)	Actual (Current)	End Target
Value	0.00	1,354.00	1,665.00	1,080.00
Date	28-Sep-2018	03-Dec-2021	03-Jun-2022	19-Jan-2024
Comments:	Indicator reviewed in the MTR (details in the restructuring paper).			



► Number of conservation-compatible businesses under implementation (Number, Custom)				
	Baseline	Actual (Previous)	Actual (Current)	End Target
Value	0.00	25.00	65.00	36.00
Date	28-Sep-2018	03-Dec-2021	03-Jun-2022	19-Jan-2024
Comments:	The indicator exceed the final project target. It was reviewed during MTR (details in the restructuring paper).			
► Rural households integrated into conservation-compatible value chains in targeted landscapes (Number, Custom)				
	Baseline	Actual (Previous)	Actual (Current)	End Target
Value	0.00	148.00	736.00	3,000.00
Date	28-Sep-2018	03-Dec-2021	03-Jun-2022	19-Jan-2024
Comments:	This indicator is on track.			
☐ Rural households integrated into conservation-compatible value chains in Elephant Coast CA (Number, Custom Breakdown)				
	Baseline	Actual (Previous)	Actual (Current)	End Target
Value	0.00	139.00	285.00	1,000.00
Date	28-Sep-2018	03-Dec-2021	03-Jun-2022	19-Jan-2024
☐ Rural households integrated into conservation-compatible value chains in Chimanimani CA (Number, Custom Breakdown)				
	Baseline	Actual (Previous)	Actual (Current)	End Target
Value	0.00	9.00	407.00	1,000.00
Date	28-Sep-2018	03-Dec-2021	03-Jun-2022	19-Jan-2024
☐ Rural households integrated into conservation-compatible value chains in Marromeu Complex (Number, Custom Breakdown)				
	Baseline	Actual (Previous)	Actual (Current)	End Target
Value	0.00	0.00	44.00	1,000.00
Date	28-Sep-2018	03-Dec-2021	03-Jun-2022	19-Jan-2024
► Share of women participants in Rotating Saving and Credit Scheme cycles (Percentage, Custom)				
	Baseline	Actual (Previous)	Actual (Current)	End Target
Value	0.00	59.00	62.00	60.00



Date	28-Sep-2018	03-Dec-2021	03-Jun-2022	19-Jan-2024
Comments:	Progress towards the target is on track.			
► Share of conservation-compatible businesses under implementation led by women (Percentage, Custom)				
	Baseline	Actual (Previous)	Actual (Current)	End Target
Value	0.00	12.00	14.00	30.00
Date	28-Sep-2018	03-Dec-2021	03-Jun-2022	19-Jan-2024
Comments:	Progress towards the target is on track.			
► Share of rural households integrated into conservation-compatible value chains, headed by women (Percentage, Custom)				
	Baseline	Actual (Previous)	Actual (Current)	End Target
Value	0.00	34.00	32.00	30.00
Date	28-Sep-2018	03-Dec-2021	03-Jun-2022	19-Jan-2024
Comments:	This indicator is being revised as part of the Restructuring process to better capture progress towards achievement of PDO.			
► Area restored (Hectare(Ha), Custom)				
	Baseline	Actual (Previous)	Actual (Current)	End Target
Value	0.00	0.00	326.00	6,700.00
Date	02-Mar-2020	03-Dec-2021	03-Jun-2022	30-Nov-2023
Comments:	This is an indicator added to reflect the GEF financed activities.			
► Area of landscapes under improved practices (excluding protected areas) (Hectare(Ha), Custom)				
	Baseline	Actual (Previous)	Actual (Current)	End Target
Value	0.00	0.00	325.00	520,000.00
Date	02-Mar-2020	03-Dec-2021	03-Jun-2022	30-Nov-2023
Comments:	This is an indicator added to reflect the GEF financed activities.			
► Emissions avoided from reduced deforestation (Metric tons/year, Custom)				
	Baseline	Actual (Previous)	Actual (Current)	End Target
Value	0.00	0.00	0.00	542,262.00






Date	02-Mar-2020	03-Dec-2021	03-Jun-2022	30-Nov-2023
Comments:	This is an indicator added to reflect the GEF financed activities. Results towards this indicator will be included in subsequent ISRs.			
► Number of beneficiaries aggregated by gender (Number, Custom)				
	Baseline	Actual (Previous)	Actual (Current)	End Target
Value	0.00	4,244.00	3,939.00	35,000.00
Date	02-Mar-2020	03-Dec-2021	03-Jun-2022	30-Nov-2023
Comments:	This indicator is on track.			

Performance-Based Conditions

Data on Financial Performance

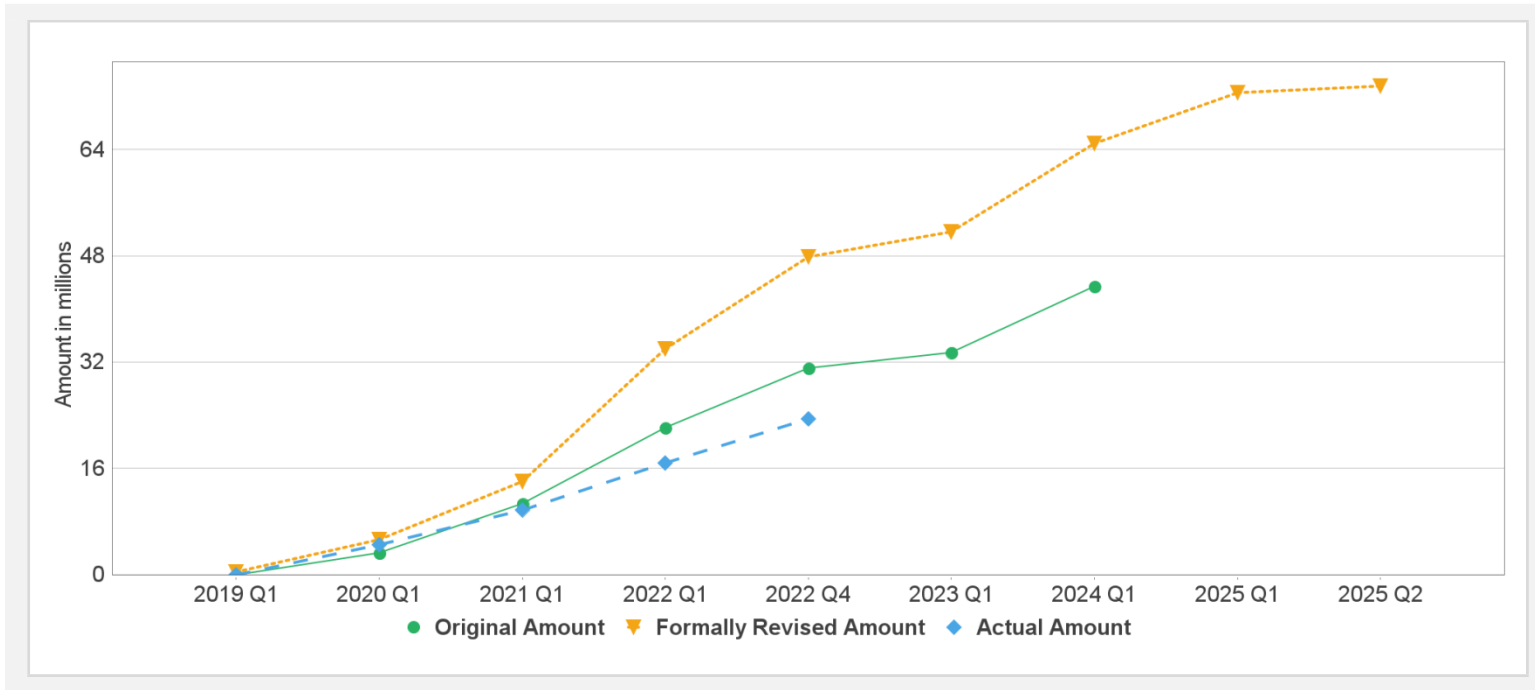
Disbursements (by loan)

Project	Loan/Credit/TF	Status	Currency	Original	Revised	Cancelled	Disbursed	Undisbursed	% Disbursed
P166802	IDA-D3720	Effective	USD	45.00	45.00	0.00	21.07	22.70	 48%
P172777	TF-B4075	Effective	USD	23.12	23.12	0.00	16.39	6.72	 71%
P166802	TF-B4664	Effective	USD	2.50	2.50	0.00	2.38	0.12	 95%

Key Dates (by loan)

Project	Loan/Credit/TF	Status	Approval Date	Signing Date	Effectiveness Date	Orig. Closing Date	Rev. Closing Date
P166802	IDA-D3720	Effective	20-Sep-2018	27-Sep-2018	21-Dec-2018	30-Nov-2023	30-Nov-2024
P172777	TF-B4075	Effective	08-Oct-2020	16-Oct-2020	05-Feb-2021	30-Nov-2024	30-Nov-2024
P166802	TF-B4664	Effective	22-Feb-2021	22-Feb-2021	20-May-2021	30-Jun-2021	30-Jun-2022

Cumulative Disbursements



Restructuring History

Level 2 Approved on 24-Jun-2021

Related Project(s)

P172777-Conservation Areas for Biodiversity and Development