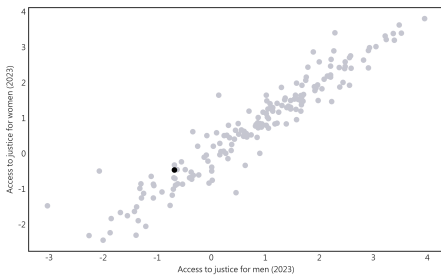


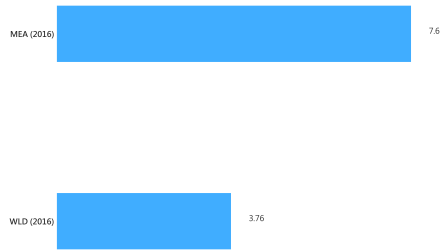
### Access to Justice

#### Access to justice for men and women



SOURCE: Varieties of Democracy Project (V-Dem) (Higher is better)

#### Equal treatment of foreigners



SOURCE: Institutional Profiles Database (Higher is better)

#### Civil justice is free of discrimination

Data not available

SOURCE: WJP Rule of Law Index 2023 (Higher is better)

#### Civil justice is free of corruption

Data not available

SOURCE: WJP Rule of Law Index 2023 (Higher is better)

#### ADR mechanisms

Data not available

SOURCE: WJP Rule of Law Index 2023 (Higher is better)

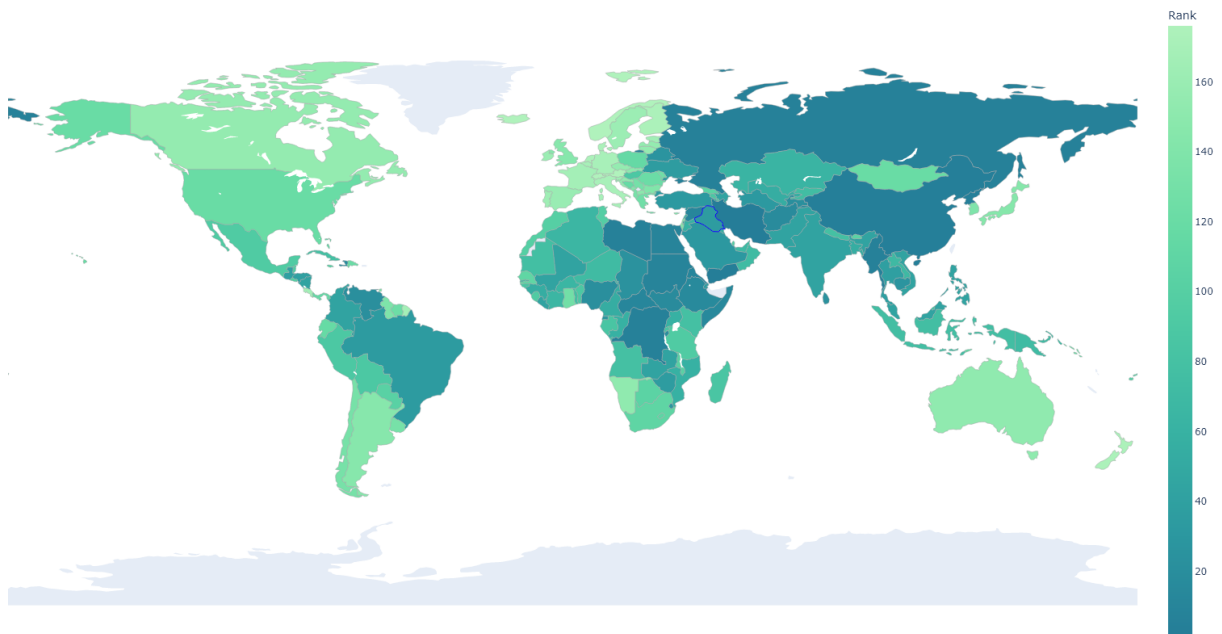
#### Accessibility and affordability

Data not available

SOURCE: WJP Rule of Law Index 2023 (Higher is better)

#### Human Rights and Rule of Law

Iraq ranks 35 out of 176 countries in the Human Rights and Rule of Law sub-indicator of Fragile States Index in 2023.



SOURCE: Fragile States Index 2023 (Rank 1 is the lowest, with higher numbers indicating better ranks.)

Do laws, policies, and practices guarantee equal treatment of various segments of the population? (Best score=4)

IRQ scored 0 in 2024, compared to the regional average of 0.95 and global average of 1.82.

SOURCE: Freedom House - Freedom in the World (Higher is better)

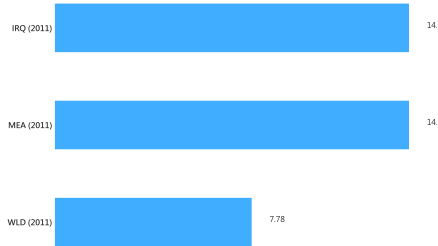
## Efficiency

Civil justice is not subject to unreasonable delay

Data not available

WJP Rule of Law Index 2023 (Higher is better)

Firms identifying courts as a major constraint



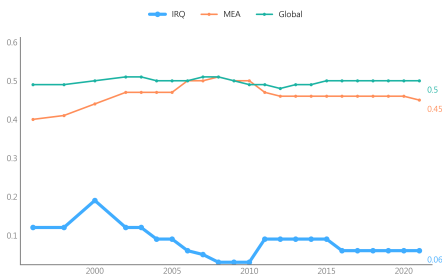
SOURCE: Enterprise Surveys (Lower is better)

Firms choosing courts as their biggest obstacle



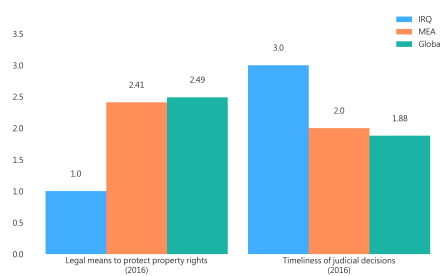
SOURCE: Enterprise Surveys (Lower is better)

Democracy Index: Rule of Law



SOURCE: EIU Democracy Index 2021 (Higher is better)

Timeliness and Means



SOURCE: Institutional Profiles Database (Higher is better)

Civil justice is effectively enforced

Data not available

SOURCE: WJP Rule of Law Index 2023 (Higher is better)

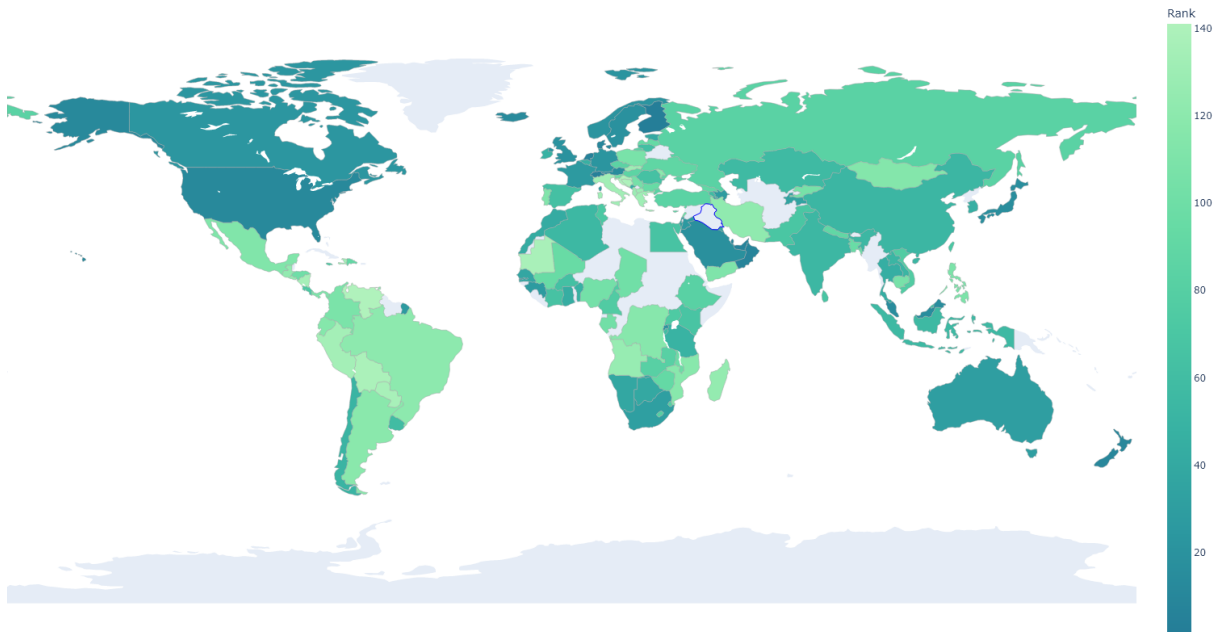
Transparent laws with predictable enforcement (Worst score: -4, Best Score: 4)

IRQ scored -0.16 in 2023, compared to the regional average of -0.17 and global average of 0.58.

SOURCE: Varieties of Democracy Project (V-Dem) (Higher is better)

Efficiency of legal framework in settling disputes (WEF Global Competitiveness Index)

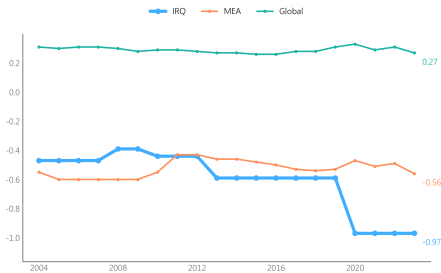
Data is not available for Iraq.



SOURCE: World Economic Forum Global Competitiveness Index 2019 (Rank 1 is the highest, with lower numbers indicating better ranks.)

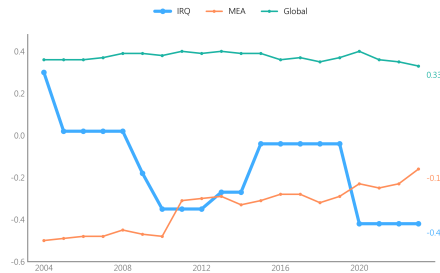
# Quality

## Compliance with judiciary



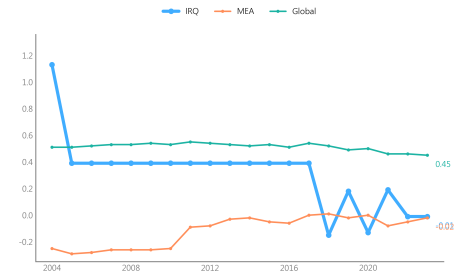
SOURCE: Varieties of Democracy Project (V-Dem) 2023 (Higher is better)

## High court independence



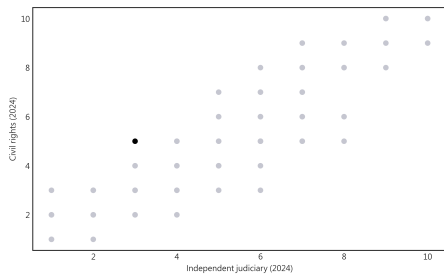
SOURCE: Varieties of Democracy Project (V-Dem) 2023 (Higher is better)

## Lower court independence



SOURCE: Varieties of Democracy Project (V-Dem) 2023 (Higher is better)

## Civil rights and Independent judiciary



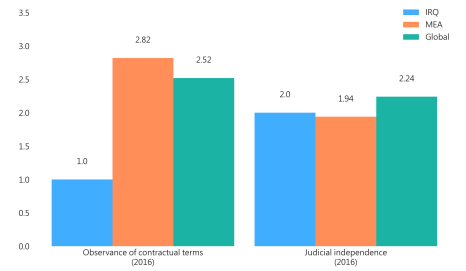
SOURCE: Bertelsmann Transformation Index 2024 (Higher is better)

## Freedom from improper government influence

Data not available

SOURCE: WJP Rule of Law Index 2023 (Higher is better)

## Judicial independence & observance of contractual terms



SOURCE: Institutional Profiles Database (Higher is better)

Is there an independent judiciary? (Best score=4)

IRQ scored 0 in 2024, compared to the regional average of 0.95 and global average of 2.09.

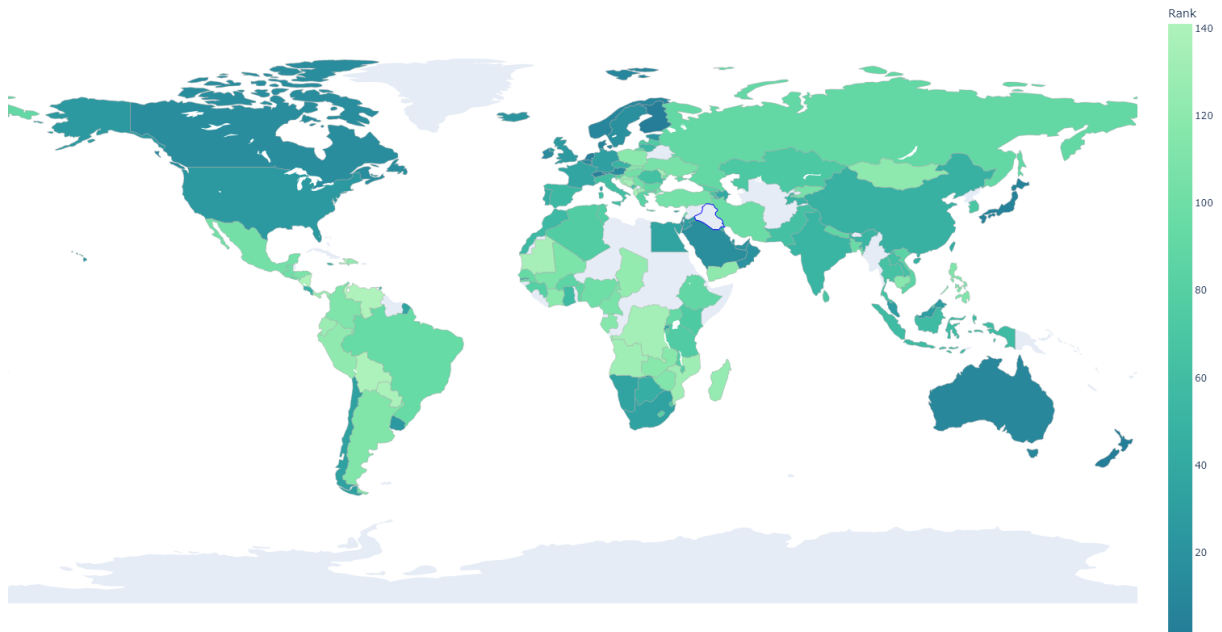
Does due process prevail in civil and criminal matters? (Best score=4)

IRQ scored 0 in 2024, compared to the regional average of 1.0 and global average of 1.92.

SOURCE: Freedom House - Freedom in the World (Higher is better)

## Judicial independence (WEF Global Competitiveness Index)

Data is not available for Iraq.



SOURCE: World Economic Forum Global Competitiveness Index 2019 (Rank 1 is the highest, with lower numbers indicating better ranks.)

## 1. Bertelsmann Stiftung's Transformation Index (BTI)

- Bertelsmann Stiftung's Transformation Index is a comprehensive tool that evaluates the status of political and economic transformation in countries worldwide, assessing factors such as democracy, governance, civil society, and market economy. The index is produced by the Bertelsmann Stiftung, a private, non-profit foundation based in Germany.
- Covers 137 countries currently across the World and has been active since 2006, with its latest report being in 2024.
- Scoring Format: Scores are based on a scale of 0-10, with higher scores indicating greater levels of political transformation, democratic governance, and rule of law.

## 2. Democracy Index (Economist Intelligence Unit)

- Democracy Index is an index that ranks countries based on their level of democracy, considering factors such as electoral processes, civil liberties, and the functioning of government. The index is produced by the Economist Intelligence Unit (EIU), a research and analysis division of The Economist Group.
- Covers 178 countries currently across the World and has been active since 2006, with its latest report being in 2021.
- Scoring Format: Scores are based on a scale of 0-10, with higher scores indicating stronger democratic institutions, processes, and outcomes.

## 3. Enterprise Surveys (World Bank)

- Enterprise Surveys by World Bank is a survey-based research project that provides information on the business environment in various countries, including factors such as access to finance, regulation, and corruption. The surveys are produced by the World Bank, an international financial institution that provides loans and other assistance to developing countries.
- Covers 5 countries currently across the World and has been active since 2005, with its latest report being in 2020.
- Scoring Format: Scores are based on a scale of 0-100, with higher scores indicating greater levels of business environment quality and effectiveness.

## 4. Fragile States Index (The Fund for Peace)

- Fragile States Index is an index that measures the level of fragility and vulnerability of countries based on factors such as political stability, security, and economic development. The index is produced by The Fund for Peace, a non-profit research and educational organization that seeks to prevent conflict and promote sustainable security.
- Covers 179 countries currently across the World and has been active since 2005, with its latest report being in 2023.
- Scoring Format: Scores are based on a scale of 0-120, with higher scores indicating greater levels of state fragility.

## 5. Freedom in the World (Freedom House)

- 'Freedom in the World' is a comprehensive annual report that measures political rights and civil liberties in countries around the world, assessing factors such as freedom of speech and the rule of law. The report is produced by Freedom House, a non-governmental organization based in the United States that promotes freedom and democracy worldwide.
- Covers 196 countries currently across the World and has been active since 1978, with its latest report being in 196.

- **Scoring Format:** Prior to the 2020 edition, Freedom in the World assigned a country or territory two ratings—one for political rights and one for civil liberties—based on its total scores for the political rights and civil liberties questions. Each rating of 1 to 7, with 1 representing the greatest degree of freedom and 7 the smallest degree of freedom, corresponded to a specific range of total scores. The average of the ratings determined the status of Free, Partly Free, or Not Free.
- From the 2020 edition onwards, a country or territory is awarded 0 to 4 points for each of 10 political rights indicators and 15 civil liberties indicators, which take the form of questions; a score of 0 represents the smallest degree of freedom and 4 the greatest degree of freedom. The political rights section also contains an additional discretionary question for which a score of 1 to 4 may be subtracted, as applicable (the worse the situation, the more points may be subtracted). The highest overall score that can be awarded for political rights is 40 (or a score of 4 for each of the 10 questions). The highest overall score that can be awarded for civil liberties is 60 (or a score of 4 for each of the 15 questions).

## **6. Global Corruption Barometer (Transparency International)**

- Global Corruption Barometer Survey is a survey that measures public perceptions of corruption in various countries around the world. The survey is produced by Transparency International, a non-governmental organization that promotes transparency and fights corruption worldwide.
- Covers 78 countries currently across the World and has been active since 2005, with its latest report being in 2021.
- **Scoring Format:** Scores are based on a scale of 0-100, with higher scores indicating greater levels of perceived corruption in various sectors and institutions.

## **7. Institutional Profiles Database (French Government)**

- Institutional Profiles Database is a database that provides information on the structure and functioning of key institutions, such as the judiciary and civil service, in various countries. The Institutional Profiles Database is produced by the French Development Agency (AFD) and the French Ministry for the Economy and Finance, collaborative entities that aim to understand and promote institutional, political, and economic changes in different countries.
- Covers 144 countries currently across the World and has been active periodically since 2006, with its latest report being in 2016.
- **Scoring Format:** Scores are based on a scale of 0-4, with higher scores indicating greater levels of institutional quality, effectiveness, and responsiveness.

## **8. Nations in Transit (Freedom House)**

- 'Nations in Transit' is an annual report that assesses the state of democracy and governance in post-communist countries in Europe and Eurasia. The report is produced by Freedom House, a non-governmental organization based in the United States that promotes freedom and democracy worldwide.
- Covers 29 countries currently across the World and has been active since 2005, with its latest report being in 2022.
- **Scoring Format:** Scores are based on a scale of 1-7, with higher scores indicating greater levels of democratic consolidation, rule of law, and respect for human rights.

## **9. Rule of Law Index (World Justice Project)**

- 'Rule of Law Index' is an index that measures the strength of the rule of law in various countries, assessing factors such as the effectiveness of the judiciary and the level of corruption. The index is produced by the World Justice

Project, a non-profit organization based in the United States that works to advance the rule of law worldwide.

- Covers 142 countries currently across the World and has been active since 2015, with its latest report being in 2023.
- Scoring Format: Scores are based on a scale of 0-1, with higher scores indicating greater levels of adherence to the rule of law, absence of corruption, and open government.

#### **10. The Global Competitiveness Report (World Economic Forum)**

- 'The Global Competitiveness Report' is an annual report by World Economic Forum that assesses the competitiveness of countries based on factors such as economic development, innovation, and business environment.
- Covers 0 countries currently across the World and has been active since 2004, with its latest report being in 2019.
- Scoring Format: Indicators are scored from 1-7, whereas the final scores are based on a scale of 0-100, with higher scores indicating greater levels of economic competitiveness and productivity.

#### **11. The Liberal Democracy Index – Varieties of Democracy Project (V-Dem)**

- The Liberal Democracy Index is a tool developed by the Varieties of Democracy (V-Dem) project, which aims to measure the level of liberal democracy in countries around the world. The index measures the extent to which countries respect these liberal democratic principles, using a range of indicators such as freedom of association, freedom of expression, and judicial independence. It is based on extensive expert surveys.
- Covers 175 countries currently across the World and has data available from 1900, with its latest report being in 2023.
- Scoring Format: The scoring format of The Liberal Democracy Index is based on a scale of 0 to 1, where higher values indicate a higher level of liberal democracy in an economy.

## **Disclaimer**

The Prosperity Data360 platform only aggregates publicly available data and does not produce or own any mentioned data.

For information on the World Bank's work on justice, please refer to <https://www.worldbank.org/justice>

Region and income group mapping followed in the data sheets are as per the official [World Bank classification](#). Aggregates calculated do not include economies absent in the [World Bank list](#).

Economy borders or names do not necessarily reflect the World Bank Group's official position. Maps available through the Prosperity Data360 are for illustrative purposes and do not imply the expression of any opinion on the part of the World Bank, concerning the legal status of any economy or territory or concerning the delimitation of frontiers or boundaries.