



Rural Alliances Project II (P127743)

LATIN AMERICA AND CARIBBEAN | Bolivia | Agriculture and Food Global Practice |
IBRD/IDA | Investment Project Financing | FY 2013 | Seq No: 19 | ARCHIVED on 08-Mar-2022 | ISR49057 |

Implementing Agencies: The Plurinational State of Bolivia, EMPODERAR (Emprendimientos Organizados para el Desarrollo Rural Autogestionario)

Key Dates

Key Project Dates

Bank Approval Date: 23-Oct-2012

Effectiveness Date: 09-May-2013

Planned Mid Term Review Date: 04-May-2015

Actual Mid-Term Review Date: 04-May-2015

Original Closing Date: 30-Nov-2017

Revised Closing Date: 30-Nov-2022

Project Development Objectives

Project Development Objective (from Project Appraisal Document)

The objective of the Project is to improve accessibility to markets for small rural producers in the Selected Areas by: (a) promoting productive alliances between different small rural producer organizations and purchasers; (b) empowering rural producer through the establishment and strengthening of self-managed grass-root organizations; (c) increasing access to productive assets, technology and financial services; (d) promoting more effective, responsive and accountable service organizations at the local level; and (e) enhancing environmental sustainability of productive practices. The Project is a follow on operation to the successful PAR I, which tested the model for improving market access.

Has the Project Development Objective been changed since Board Approval of the Project Objective?

No

Components Table

Name

Institutional Strengthening:(Cost \$7.83 M)

Implementation of Rural Alliances:(Cost \$117.22 M)

Project Management, Monitoring and Evaluation:(Cost \$20.20 M)

Overall Ratings

| Name | Previous Rating | Current Rating |
|--------------------------------------|--|---------------------------------------|
| Progress towards achievement of PDO | <input type="checkbox"/> Moderately Satisfactory | <input type="checkbox"/> Satisfactory |
| Overall Implementation Progress (IP) | <input type="checkbox"/> Moderately Satisfactory | <input type="checkbox"/> Satisfactory |
| Overall Risk Rating | <input type="checkbox"/> Substantial | <input type="checkbox"/> Moderate |

Implementation Status and Key Decisions

The Bolivia Rural Alliance Project (PAR II) seeks to improve accessibility to markets for small rural producers in the Selected Areas of Bolivia by: (a) promoting productive alliances between different small rural producer organizations and purchasers; (b) empowering rural producers through the establishment and strengthening of self-managed grass-root organizations; (c) increasing access to productive assets, technology and financial services; (d) promoting more effective, responsive and accountable service organizations at the local level; and (e) enhancing environmental sustainability of productive practices. The Project is a follow-on operation to the successful PAR I, which tested the model for improving market access.



Total Cost of PAR II is USD 130.6 million, with some USD 30.6 million contributed by rural producer organizations to finance their rural alliance subprojects. Some 46,000 rural producers have directly benefited to date with investments under the project. To date, 1,504 rural alliance subprojects are approved for financing. EMPODERAR (the project technical unit) is executing a timebound financial action plan to accelerate funds flow to these rural alliances over the next three to six months to complete these investments by November 30, 2022, the closing date of PAR II.

Risks

Systematic Operations Risk-rating Tool

| Risk Category | Rating at Approval | Previous Rating | Current Rating |
|--|--------------------|--------------------------------------|--------------------------------------|
| Political and Governance | -- | <input type="checkbox"/> Substantial | <input type="checkbox"/> Substantial |
| Macroeconomic | -- | <input type="checkbox"/> Moderate | <input type="checkbox"/> Moderate |
| Sector Strategies and Policies | -- | <input type="checkbox"/> Moderate | <input type="checkbox"/> Moderate |
| Technical Design of Project or Program | -- | <input type="checkbox"/> Moderate | <input type="checkbox"/> Moderate |
| Institutional Capacity for Implementation and Sustainability | -- | <input type="checkbox"/> Substantial | <input type="checkbox"/> Moderate |
| Fiduciary | -- | <input type="checkbox"/> Substantial | <input type="checkbox"/> Moderate |
| Environment and Social | -- | <input type="checkbox"/> Moderate | <input type="checkbox"/> Moderate |
| Stakeholders | -- | <input type="checkbox"/> Low | <input type="checkbox"/> Low |
| Other | -- | <input type="checkbox"/> Moderate | <input type="checkbox"/> Moderate |
| Overall | -- | <input type="checkbox"/> Substantial | <input type="checkbox"/> Moderate |

Results

PDO Indicators by Objectives / Outcomes

| | | | | |
|--|-------------|-------------------|------------------|-------------|
| To improve accessibility to markets for small rural producers in the selected areas | | | | |
| ► Increase in the average volume of sales of the product(s) involved in the alliances (Percentage, Custom) | | | | |
| | Baseline | Actual (Previous) | Actual (Current) | End Target |
| Value | 0.00 | 37.00 | 44.00 | 35.00 |
| Date | 15-Jan-2013 | 23-Jun-2021 | 03-Dec-2021 | 30-Nov-2022 |
| Comments: | Achieved. | | | |
| ► Producer organizations that maintain or improve their commercial relations (alliances) for at least two productive cycles (Percentage, Custom) | | | | |



| | Baseline | Actual (Previous) | Actual (Current) | End Target |
|---|--|-------------------|------------------|-------------|
| Value | 0.00 | 88.00 | 87.00 | 85.00 |
| Date | 15-Jan-2013 | 23-Jun-2021 | 03-Dec-2021 | 30-Nov-2022 |
| Comments: | Achieved. | | | |
| ► Members of beneficiary SPOs that apply improved technologies/practices as defined in the business plans (Percentage, Custom) | | | | |
| | Baseline | Actual (Previous) | Actual (Current) | End Target |
| Value | 0.00 | 0.00 | 15.00 | 70.00 |
| Date | 02-May-2017 | 23-Jun-2021 | 03-Dec-2021 | 30-Nov-2022 |
| Comments: | Not yet measured: This is a new PDO indicator added under the Additional Financing. A financial action plan is now in place to accelerate funds flow to approved rural alliances, which will generate additional data to assess this indicator. | | | |
| ► Direct project beneficiaries (Number, Custom) | | | | |
| | Baseline | Actual (Previous) | Actual (Current) | End Target |
| Value | 0.00 | 21,843.00 | 45,912.00 | 46,434.00 |
| Date | 02-May-2017 | 23-Jun-2021 | 03-Dec-2021 | 30-Nov-2022 |
| Comments: | Partially achieved (47% of target value): This is new PDO indicators added under the AF. The current progress for this indicator is based on 646 OPPs which financed 603 subprojects (20,625 families) under the original financing and 43 alliances (1,134 families) financed with resources from the AF. A financial action plan is now in place to accelerate funds flow to approved rural alliances, which will generate additional data to assess this indicator. | | | |
| □ Female beneficiaries (Percentage, Custom Supplement) | | | | |
| | Baseline | Actual (Previous) | Actual (Current) | End Target |
| Value | 0.00 | 35.00 | 35.00 | 30.00 |
| □ Beneficiaries of public investment subprojects (there is no disaggregation) (households) (Number, Custom Supplement) | | | | |
| | Baseline | Actual (Previous) | Actual (Current) | End Target |
| Value | 0.00 | 4,729.00 | 9,198.00 | 10,360.00 |

Intermediate Results Indicators by Components

Component 3- Project Management, Monitoring and Evaluation



| ▶ 3.1. Management Geo-referencing Information System improved and operating (Percentage, Custom) | | | | |
|--|-------------|-------------------|------------------|-------------|
| | Baseline | Actual (Previous) | Actual (Current) | End Target |
| Value | 0.00 | 100.00 | 100.00 | 100.00 |
| Date | 15-Jan-2013 | 23-Jun-2021 | 03-Dec-2021 | 30-Nov-2022 |
| Comments: | Achieved. | | | |
| ▶ 3.2. Project's Public Information System installed and operating (Percentage, Custom) | | | | |
| | Baseline | Actual (Previous) | Actual (Current) | End Target |
| Value | 0.00 | 100.00 | 100.00 | 100.00 |
| Date | 15-Jan-2013 | 23-Jun-2021 | 03-Dec-2021 | 30-Nov-2022 |
| Comments: | Achieved. | | | |
| □ 3.2.1. Grievances responded within the stipulated service standards for response times (Percentage, Custom Supplement) | | | | |
| | Baseline | Actual (Previous) | Actual (Current) | End Target |
| Value | 0.00 | 0.00 | 100.00 | 80.00 |
| □ 3.2.2. Members of beneficiary SPOs that expressed satisfaction with the support provided by the Project, via alliances (Percentage, Custom Supplement) | | | | |
| | Baseline | Actual (Previous) | Actual (Current) | End Target |
| Value | 0.00 | 0.00 | 78.00 | 70.00 |
| ▶ 3.3. Collaborative/strategic partnerships with public and private institutions established (Number, Custom) | | | | |
| | Baseline | Actual (Previous) | Actual (Current) | End Target |
| Value | 0.00 | 2.00 | 79.00 | 94.00 |
| Date | 02-May-2017 | 23-Jun-2021 | 03-Dec-2021 | 30-Nov-2022 |

Component 2- Implementation of Rural Alliances

| ▶ 2.1 Business Plans of supported alliances that are dully implemented. (Percentage, Custom) | | | | |
|--|-------------|-------------------|------------------|-------------|
| | Baseline | Actual (Previous) | Actual (Current) | End Target |
| Value | 0.00 | 28.00 | 90.00 | 85.00 |
| Date | 02-May-2017 | 23-Jun-2021 | 03-Dec-2021 | 30-Nov-2022 |
| Comments: | Achieved. | | | |



| ► 2.2 Supported alliances that fulfill their commercial aims in the framework of agreed arrangements (Number, Custom) | | | | |
|---|---|-------------------|------------------|-------------|
| | Baseline | Actual (Previous) | Actual (Current) | End Target |
| Value | 0.00 | 88.00 | 88.00 | 85.00 |
| Date | 15-Jan-2013 | 23-Jun-2021 | 03-Dec-2021 | 30-Nov-2022 |
| Comments: | Achieved. | | | |
| ► 2.3 Producer organizations that obtain positive net incremental real income from Alliance product(s) (Percentage, Custom) | | | | |
| | Baseline | Actual (Previous) | Actual (Current) | End Target |
| Value | 0.00 | 88.00 | 87.00 | 80.00 |
| Date | 15-Jan-2013 | 23-Jun-2021 | 03-Dec-2021 | 30-Nov-2022 |
| Comments: | Achieved. | | | |
| ► 2.4 Producer organizations whose leaders are periodically accountable to their members (Percentage, Custom) | | | | |
| | Baseline | Actual (Previous) | Actual (Current) | End Target |
| Value | 0.00 | 94.00 | 92.00 | 80.00 |
| Date | 15-Jan-2013 | 23-Jun-2021 | 03-Dec-2021 | 30-Nov-2022 |
| Comments: | Achieved. | | | |
| ► 2.5 Executed public investment subprojects (Number, Custom) | | | | |
| | Baseline | Actual (Previous) | Actual (Current) | End Target |
| Value | 0.00 | 14.00 | 22.00 | 62.00 |
| Date | 15-Jan-2013 | 23-Jun-2021 | 03-Dec-2021 | 30-Nov-2022 |
| Comments: | Partially achieved (23% of target value): There are no concluded municipal works with the AF. Fourteen municipal works from original financing are maintained for this indicator. A financial action plan is now in place to accelerate funds flow to approved rural alliances, which will generate additional data to assess this indicator. | | | |
| ► 2.6 Alliances that apply environmental measures satisfactorily (Percentage, Custom) | | | | |
| | Baseline | Actual (Previous) | Actual (Current) | End Target |
| Value | 0.00 | 77.00 | 78.00 | 80.00 |
| Date | 15-Jan-2013 | 23-Jun-2021 | 03-Dec-2021 | 30-Nov-2022 |



| ▶ 2.7 Area provided with improved irrigation investments (Hectare(Ha), Custom) | | | | |
|--|-------------|-------------------|------------------|-------------|
| | Baseline | Actual (Previous) | Actual (Current) | End Target |
| Value | 0.00 | 0.00 | 10,064.00 | 15,960.00 |
| Date | 02-May-2017 | 23-Jun-2021 | 03-Dec-2021 | 30-Nov-2022 |

| Component 1- Institutional Strengthening | | | | |
|--|-------------|-------------------|------------------|-------------|
| ▶ 1.1 Producer organizations that receive assistance to be formalized (Number, Custom) | | | | |
| | Baseline | Actual (Previous) | Actual (Current) | End Target |
| Value | 0.00 | 343.00 | 1,176.00 | 1,150.00 |
| Date | 15-Jan-2013 | 23-Jun-2021 | 03-Dec-2021 | 30-Nov-2022 |
| Comments: | Achieved. | | | |
| ▶ 1.2 Alliances with signed financial agreement for project support (Number, Custom) | | | | |
| | Baseline | Actual (Previous) | Actual (Current) | End Target |
| Value | 0.00 | 1,016.00 | 1,504.00 | 1,200.00 |
| Date | 15-Jan-2013 | 23-Jun-2021 | 03-Dec-2021 | 30-Nov-2022 |
| Comments: | Achieved. | | | |
| ▶ 1.3 SPOs that receive training and support for organization strengthening (Number, Custom) | | | | |
| | Baseline | Actual (Previous) | Actual (Current) | End Target |
| Value | 0.00 | 574.00 | 1,358.00 | 1,290.00 |
| Date | 15-Jan-2013 | 23-Jun-2021 | 03-Dec-2021 | 30-Nov-2022 |
| Comments: | Achieved. | | | |
| ▶ 1.4. Service providers to SPOs that benefit from capacity building to improve their knowledge (Number, Custom) | | | | |
| | Baseline | Actual (Previous) | Actual (Current) | End Target |
| Value | 0.00 | 331.00 | 915.00 | 514.00 |
| Date | 02-May-2017 | 23-Jun-2021 | 03-Dec-2021 | 30-Nov-2022 |
| Comments: | Achieved. | | | |

Female Service Providers to SPOs that benefit from capacity building to improve their knowledge (Number, Custom Breakdown)





| | Baseline | Actual (Previous) | Actual (Current) | End Target |
|-------|-------------|-------------------|------------------|-------------|
| Value | 0.00 | 154.00 | 219.00 | 300.00 |
| Date | 02-May-2017 | 23-Jun-2021 | 03-Dec-2021 | 30-Nov-2022 |

Performance-Based Conditions

Data on Financial Performance

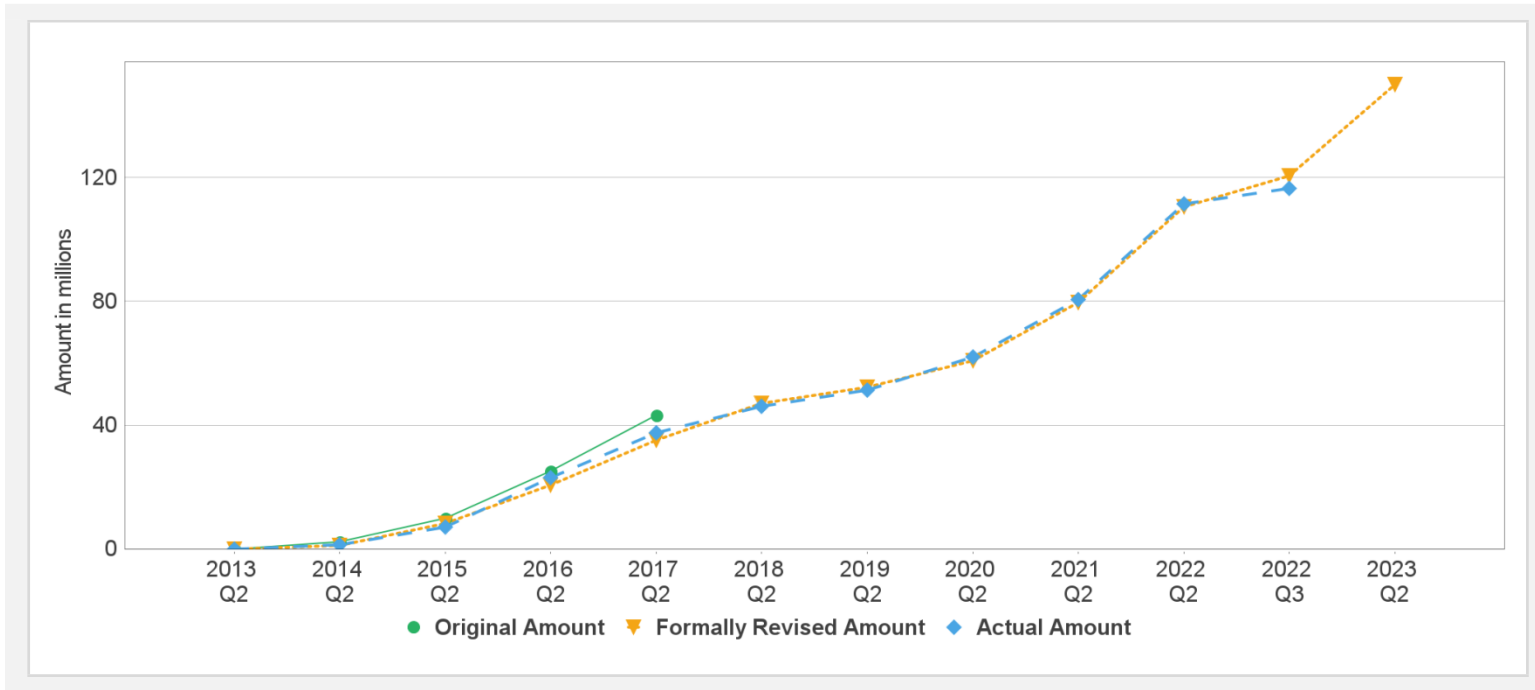
Disbursements (by loan)

| Project | Loan/Credit/TF | Status | Currency | Original | Revised | Cancelled | Disbursed | Undisbursed | % Disbursed |
|---------|----------------|-----------|----------|----------|---------|-----------|-----------|-------------|--|
| P127743 | IBRD-87350 | Effective | USD | 100.00 | 100.00 | 0.00 | 70.52 | 29.48 |  71% |
| P127743 | IDA-51700 | Closed | USD | 50.00 | 49.97 | 0.03 | 46.18 | 0.00 |  100% |

Key Dates (by loan)

| Project | Loan/Credit/TF | Status | Approval Date | Signing Date | Effectiveness Date | Orig. Closing Date | Rev. Closing Date |
|---------|----------------|-----------|---------------|--------------|--------------------|--------------------|-------------------|
| P127743 | IBRD-87350 | Effective | 13-Apr-2017 | 28-Jul-2017 | 08-Feb-2018 | 30-Nov-2021 | 30-Nov-2022 |
| P127743 | IDA-51700 | Closed | 23-Oct-2012 | 12-Dec-2012 | 09-May-2013 | 30-Nov-2017 | 30-Jun-2018 |

Cumulative Disbursements



PBC Disbursement

| PBC ID | PBC Type | Description | Coc | PBC Amount | Achievement Status | Disbursed amount in Coc | Disbursement % for PBC |
|--------|----------|-------------|-----|------------|--------------------|-------------------------|------------------------|
| | | | | | | | |

Restructuring History

Level 2 Approved on 24-Aug-2017 ,Level 2 Approved on 16-Jan-2018 ,Level 2 Approved on 28-Mar-2018 ,Level 2 Approved on 27-Sep-2021

Related Project(s)

P158532-Additional Finance BO Rural Alliances Project II