



Second Water Sector Institutional Development Project (P151224)

EASTERN AND SOUTHERN AFRICA | Angola | Water Global Practice |
IBRD/IDA | Investment Project Financing | FY 2017 | Seq No: 12 | ARCHIVED on 30-Nov-2022 | ISR52908 |

Implementing Agencies: Ministry of Energy and Water, Republic of Angola

Key Dates

Key Project Dates

Bank Approval Date: 10-Mar-2017

Effectiveness Date: 17-May-2018

Planned Mid Term Review Date: 27-Sep-2021

Actual Mid-Term Review Date: 08-Oct-2021

Original Closing Date: 31-Mar-2024

Revised Closing Date: 31-Dec-2025

Project Development Objectives

Project Development Objective (from Project Appraisal Document)

The Project Development Objective is to strengthen the institutional capacity of selected water sector agencies and increase water service coverage in target cities.

Has the Project Development Objective been changed since Board Approval of the Project Objective?

No

Components Table

Name
Water Supply Institutional Strengthening and Capacity Development:(Cost \$74.00 M)
Water Resource Management:(Cost \$35.20 M)
Rehabilitation and Expansion of Water Supply Production and Distribution:(Cost \$373.50 M)
Management and Engineering Support:(Cost \$62.30 M)
Piloting Small-Scale Sanitation Service Delivery in Peri-Urban Areas:(Cost \$55.00 M)

Overall Ratings

Name	Previous Rating	Current Rating
Progress towards achievement of PDO	□ Moderately Satisfactory	□ Moderately Satisfactory
Overall Implementation Progress (IP)	□ Moderately Satisfactory	□ Moderately Satisfactory
Overall Risk Rating	□ Substantial	□ Substantial

Implementation Status and Key Decisions

- To date, 25% of the targeted beneficiaries already register access to improved water supply services through the Project. Implementation continues at a steady pace, even more now that a 21-month project extension is in effect, allowing completion of key water supply infrastructure works before the end of the new closing date (Dec -2025). A potential restructuring of the Project's results framework to improve alignment of water connection targets to the completion of the infrastructure works and the available budget will be discussed between the MINEA and MINFIN. If a restructuring is required the GoA will notify the WB. During the next mission, the WB Task Team will discuss with the FMCU the rationale behind the restructuring and inform MINEA, MINFIN and CMU.
- The Project continues to improve commitments and disbursements. To date, despite delays in the commencement of contracts due to the Court of Attorney (Tribunal de Contas) clearance procedures, the Project has committed a remarkable 77% of the total IBRD funds and



disbursed US\$83 M, indicating that disbursements are gradually picking up and all project activities are on track to be achieved by the closing. The GoA/MINEA must work with TdC to expedite the commencement of the TA package to the BITA Guarantee Project.

- The next mission is scheduled for December 2022

Risks

Systematic Operations Risk-rating Tool

Risk Category	Rating at Approval	Previous Rating	Current Rating
Political and Governance	<input type="checkbox"/> Substantial	<input type="checkbox"/> Substantial	<input type="checkbox"/> Substantial
Macroeconomic	<input type="checkbox"/> Substantial	<input type="checkbox"/> High	<input type="checkbox"/> High
Sector Strategies and Policies	<input type="checkbox"/> Moderate	<input type="checkbox"/> Substantial	<input type="checkbox"/> Substantial
Technical Design of Project or Program	<input type="checkbox"/> Moderate	<input type="checkbox"/> Moderate	<input type="checkbox"/> Moderate
Institutional Capacity for Implementation and Sustainability	<input type="checkbox"/> Substantial	<input type="checkbox"/> High	<input type="checkbox"/> High
Fiduciary	<input type="checkbox"/> Substantial	<input type="checkbox"/> Substantial	<input type="checkbox"/> Substantial
Environment and Social	<input type="checkbox"/> Moderate	<input type="checkbox"/> Moderate	<input type="checkbox"/> Substantial
Stakeholders	<input type="checkbox"/> Substantial	<input type="checkbox"/> Substantial	<input type="checkbox"/> Substantial
Other	<input type="checkbox"/> Substantial	<input type="checkbox"/> Substantial	<input type="checkbox"/> Substantial
Overall	<input type="checkbox"/> Substantial	<input type="checkbox"/> Substantial	<input type="checkbox"/> Substantial

Results

PDO Indicators by Objectives / Outcomes

Strengthen the institutional capacity of selected water sector agencies				
▶ Percentage of hydrometric stations supported by the project, providing information to INRH (Percentage, Custom)				
	Baseline	Actual (Previous)	Actual (Current)	End Target
Value	0.00	94.00	60.00	80.00
Date	30-Jan-2017	22-Apr-2022	30-Oct-2022	30-Dec-2025
Comments:	<ul style="list-style-type: none"> • From 35 hydrometric stations supported by PDISA I, 33 are generating information regularly • Under PDISA II, 15 of those stations will be upgraded 			
▶ Number of independent audits of PWSU financial statements documenting financial performance (Number, Custom)				



	Baseline	Actual (Previous)	Actual (Current)	End Target
Value	0.00	12.00	18.00	9.00
Date	30-Jan-2017	22-Apr-2022	30-Oct-2022	30-Dec-2025
Comments:	Financial audit reports for six utilities have been carried out for years 2017, 2018 and 2019. Currently, the implementing agency has hired a firm to conduct financial audits for 2020 and 2021 that are expected to be available by early 2023.			
► Regulatory framework for water and sanitation services in place (Yes/No, Custom)				
	Baseline	Actual (Previous)	Actual (Current)	End Target
Value	No	Yes	Yes	Yes
Date	30-Jan-2017	22-Apr-2022	30-Oct-2022	30-Dec-2025
Comments:	While the regulatory framework has been produced (Decree 255/20) and approved by the parliament, the legislation is still pending approval.			

Increase water service coverage in target cities				
► Direct project beneficiaries (Number, Custom)				
	Baseline	Actual (Previous)	Actual (Current)	End Target
Value	0.00	62,250.00	253,655.00	951,150.00
Date	30-Jan-2017	22-Apr-2022	30-Oct-2022	30-Jan-2023
Comments:	With increase on number of connections to 50,731, the number of beneficiaries with access to improved water supply service has also been increased. However, the overall target will be revised to reflect the funds available, given that currently there is a financial gap from the funds that were expected from the European Investment Bank.			
<input type="checkbox"/> Female beneficiaries (Percentage, Custom Supplement)				
	Baseline	Actual (Previous)	Actual (Current)	End Target
Value	50.00	50.00	50.00	50.00
► Number of people in urban areas provided with access to Improved Water Sources under the project (Number, Custom)				
	Baseline	Actual (Previous)	Actual (Current)	End Target
Value	0.00	62,250.00	253,655.00	951,150.00
Date	30-Jan-2017	22-Apr-2022	30-Oct-2022	30-Jan-2023
Comments:	With the increase on number of connections to 50,731, the number of people in urban areas with access to improved water sources has also increased. However, the overall target will be revised to reflect the funds available, given that currently there is a financial gap from the funds that were expected from the European Investment Bank.			



Intermediate Results Indicators by Components

Management and Engineering Support				
► Percentage of network expansion contracts that carry out information and consultation sessions (Percentage, Custom)				
	Baseline	Actual (Previous)	Actual (Current)	End Target
Value	0.00	100.00	70.00	100.00
Date	30-Jan-2017	22-Apr-2022	30-Oct-2022	30-Jan-2023
Comments:	Twenty percent of the work's contracts are not yet or have not reached the consulting phase.			
► Percentage of network expansion contracts that carry out information and consultation sessions specifically for women (Percentage, Custom)				
	Baseline	Actual (Previous)	Actual (Current)	End Target
Value	0.00	100.00	70.00	100.00
Date	30-Jan-2017	22-Apr-2022	30-Oct-2022	30-Jan-2023
Water Resource Management				
► Integrated River Basin Management Plans supported by the Project (Number, Custom)				
	Baseline	Actual (Previous)	Actual (Current)	End Target
Value	0.00	0.00	1.00	2.00
Date	30-Jan-2017	22-Apr-2022	30-Oct-2022	30-Jan-2023
Comments:	The first study is currently under procurement and if there is any progress from the implementing agency, TORs of the second study will be finalized for procurement and implementation.			
► Assessment of the safety status of prioritized dam carried out by a panel of experts (Number, Custom)				
	Baseline	Actual (Previous)	Actual (Current)	End Target
Value	0.00	0.00	0.00	6.00
Date	30-Jan-2017	22-Apr-2022	30-Oct-2022	30-Jan-2023
Comments:	With support from Korean Green Trust Fund, a non lending technical assistance is in place to complement government efforts to identify and prioritize dams that will be undergo dam safety assessments			
► Number of studies carried out to confirm the availability of water resources with adequate quality (Number, Custom)				



	Baseline	Actual (Previous)	Actual (Current)	End Target
Value	0.00	1.00	1.00	2.00
Date	30-Jan-2017	22-Apr-2022	30-Oct-2022	30-Jan-2023
Comments:	While there is one study that is being carried out for Huila Province, it has not been concluded. Once the assessments are completed and reports are submitted, the results will be reflected in the ISR.			

Rehabilitation and Expansion of Water Supply Production and Distribution

► New piped household water connections that are resulting from the project intervention (Number, Custom)

	Baseline	Actual (Previous)	Actual (Current)	End Target
Value	0.00	28,542.00	50,731.00	186,500.00
Date	30-Jan-2017	22-Apr-2022	30-Oct-2022	30-Jan-2023
Comments:	With the progress of contract works, there was an increase in number of connections and networks			

► Length of water supply network laid under the project (Kilometers, Custom)

	Baseline	Actual (Previous)	Actual (Current)	End Target
Value	0.00	200.00	449.00	1,675.00
Date	30-Jan-2017	22-Apr-2022	30-Oct-2022	30-Jan-2023

► Increased capacity of water treatment (production) (Cubic Meter(m3), Custom)

	Baseline	Actual (Previous)	Actual (Current)	End Target
Value	0.00	3,000.00	3,000.00	48,000.00
Date	30-Jan-2017	22-Apr-2022	30-Oct-2022	30-Jan-2023
Comments:	Contracts are signed or in advanced stages of procurement for projected increased productions of 34.000 m3/day (assuming 20 hours per day of operation in some of the systems). This value can reach 40.000 m3/day with extended operation periods.			

Water Supply Institutional Strengthening and Capacity Development

► Average audited cost-recovery ratio for 2 PWSUs to be supported by WSDIP II (Percentage, Custom)

	Baseline	Actual (Previous)	Actual (Current)	End Target
Value	0.00	20.00	0.00	80.00
Date	30-Jan-2017	22-Apr-2022	30-Oct-2022	30-Dec-2025



Comments:	Given the financial gap on the project funds due to delays in funds from the European Investment Bank, only one additional utility (Moxico) was added with limited technical assistance activities. However, the financial audit for Moxico has not been carried out so far. Furthermore, during the restructuring, this indicator will be revised to better reflect the achievements of the project results.			
► Average audited cost-recovery ratio for the 5 PWSUs supported by WSDIP I (Percentage, Custom)				
	Baseline	Actual (Previous)	Actual (Current)	End Target
Value	0.00	60.00	80.00	80.00
Date	30-Jan-2017	22-Apr-2022	30-Oct-2022	30-Dec-2025
Comments:	The reported achievement is based on the audit reports from 2019, which were completed and delivered by the consultant on June 2022. Currently, the consultant is carrying out audit for years 2020 and 2021 and the updated achievement will be reported in the next ISR.			
► Average audited cost-recovery ratio for 2 PWSUs to be supported by WSDIP II after year 3 (Percentage, Custom)				
	Baseline	Actual (Previous)	Actual (Current)	End Target
Value	0.00	0.00	0.00	70.00
Date	30-Jan-2017	22-Apr-2022	31-Oct-2022	30-Dec-2025
Comments:	Given the financial gap on the project funds due to delays in funds from the European Investment Bank, only one additional utility (Moxico) was added with limited technical assistance activities. However, the financial audit for Moxico has not been carried out so far. Furthermore, during the restructuring, this indicator will be revised to better reflect the achievements of the project results.			
► Number of water utilities that the project is supporting (Number, Custom)				
	Baseline	Actual (Previous)	Actual (Current)	End Target
Value	0.00	8.00	7.00	9.00
Date	30-Jan-2017	22-Apr-2022	30-Oct-2022	30-Dec-2025
Comments:	<ul style="list-style-type: none"> 8 PWSUs received emergency supported related with the COVID emergency Work activities and technical Assistance contracts have been signed to support 7 PWSUs. All contracts are now active and in implementation. While most utilities the firms have mobilized all staff, there are still some staff that are missing or need to be replaced. The FCMU is working with the firms to expedite the deployment of all staff. 			
► Systems to receive and respond to customer complaints at the PWSU level in place (Number, Custom)				
	Baseline	Actual (Previous)	Actual (Current)	End Target
Value	0.00	2.00	2.00	9.00
Date	30-Jan-2017	22-Apr-2022	30-Oct-2022	30-Dec-2025
Comments:	There are only two utilities that have the system in place and are currently receiving and responding to the complaints at the utility level. With the performance management contracts starting in October, all utilities			



supported by the project will be assessed on whether they have a system in place to collect, record and respond to customer complaints.

► Percentage of registered grievances related to service delivery that are resolved (Percentage, Custom)

	Baseline	Actual (Previous)	Actual (Current)	End Target
Value	0.00	80.00	0.00	60.00
Date	30-Jan-2017	22-Apr-2022	30-Oct-2022	30-Dec-2025
Comments:	The performance management contracts now in place include capturing this figure. For the time being this is not being captured and processed but any progress is expected to be reported in the next ISR, since the evaluations are done for all utilities every quarter.			

Piloting Small-Scale Sanitation Service Delivery in Peri-Urban Areas

► Approval of guidelines for participatory urban sanitation master planning (Yes/No, Custom)

	Baseline	Actual (Previous)	Actual (Current)	End Target
Value	No	No	No	Yes
Date	09-Apr-2018	22-Apr-2022	30-Oct-2022	31-Mar-2024
Comments:	The guidelines will be prepared in parallel with the national sanitation strategy, for which the TORs will be developed through consultation workshop with all stakeholders in December, 2022.			

► Number of sanitation master plans updated (Number, Custom)

	Baseline	Actual (Previous)	Actual (Current)	End Target
Value	0.00	3.00	3.00	7.00
Date	30-Jan-2017	22-Apr-2022	30-Oct-2022	30-Jan-2023
Comments:	Sanitation Master Plans for Lubango, Uíge and Malanje have been developed and concluded. Currently, the consulting firm is carrying out Sanitation Master Plans for the remaining 4 cities, namely, Luena, Ndalatando, Bié and Huambo. These are expected to be completed by March 2023.			

► Number of people provided with safely managed sanitation service delivery under the project (Number, Custom)

	Baseline	Actual (Previous)	Actual (Current)	End Target
Value	0.00	0.00	0.00	35,000.00
Date	23-Mar-2018	22-Apr-2022	30-Oct-2022	29-Mar-2024
Comments:	The procurement activities for detailed design and supervision of works contracts have been initiated and it expected that the works will commence on September 2023.			

► Development of a national strategy for scaling up the piloted approach to urban sanitation (Yes/No, Custom)





	Baseline	Actual (Previous)	Actual (Current)	End Target
Value	No	No	No	Yes
Date	02-May-2018	22-Apr-2022	30-Oct-2022	31-Mar-2023
Comments:	Consultation activities with all sanitation stakeholders have initiated and a workshop that will be facilitated by the Bank team will be carried out during the mission in December 2022, for which outcomes will be used for preparation of TORs for this activity.			

Performance-Based Conditions

Data on Financial Performance

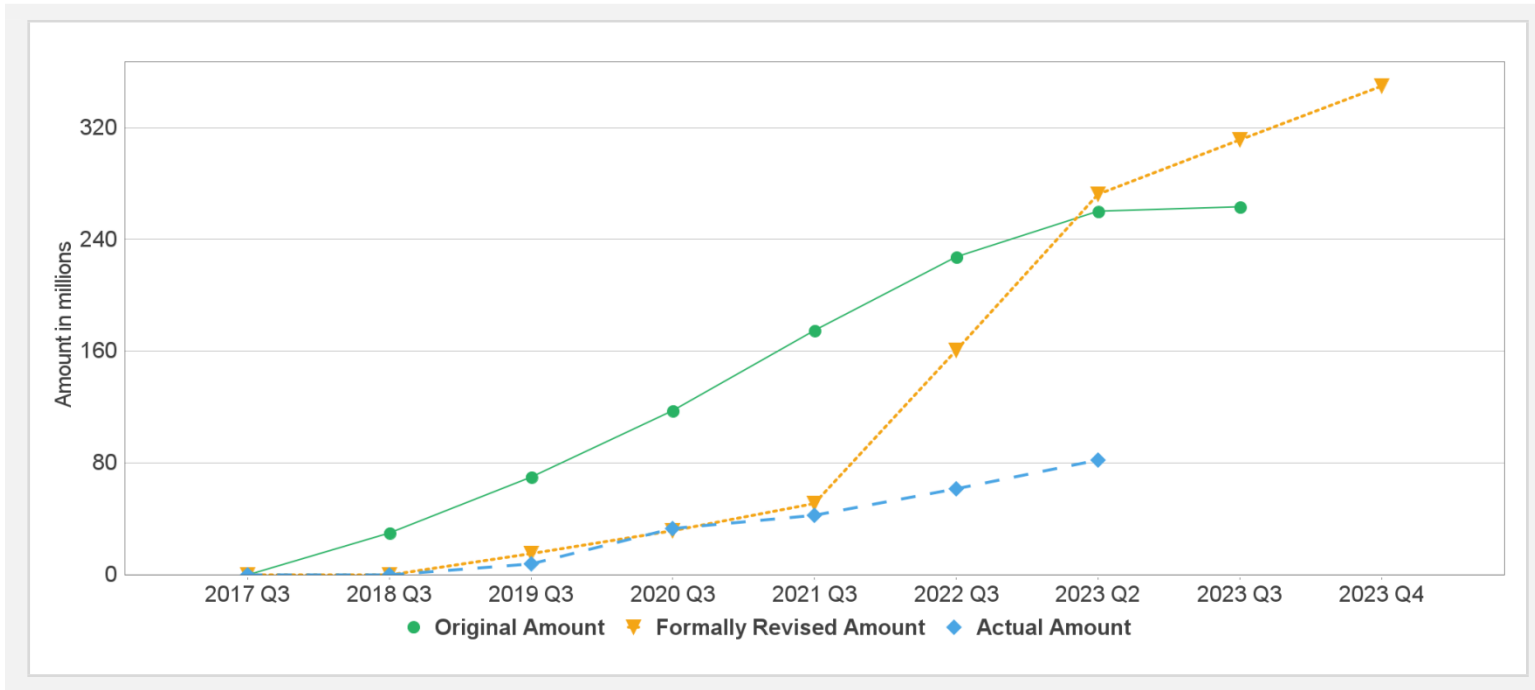
Disbursements (by loan)

Project	Loan/Credit/TF	Status	Currency	Original	Revised	Cancelled	Disbursed	Undisbursed	% Disbursed
P151224	IBRD-87020	Effective	USD	200.00	200.00	0.00	47.65	152.35	 24%
P151224	IBRD-88760	Effective	USD	150.00	150.00	0.00	35.22	114.78	 23%

Key Dates (by loan)

Project	Loan/Credit/TF	Status	Approval Date	Signing Date	Effectiveness Date	Orig. Closing Date	Rev. Closing Date
P151224	IBRD-87020	Effective	10-Mar-2017	14-Jul-2017	17-May-2018	31-Mar-2024	31-Dec-2025
P151224	IBRD-88760	Effective	21-Jun-2018	19-Jul-2018	12-Oct-2018	31-Mar-2024	31-Dec-2025

Cumulative Disbursements



Restructuring History

Level 2 Approved on 13-Feb-2022

Related Project(s)

P167201-Additional Financing - Second Water Institutional Development Project