



## Improving Inclusion in Secondary and Higher Education (P168911)

LATIN AMERICA AND CARIBBEAN | Argentina | Education Global Practice | Requesting Unit: LCC7C | Responsible Unit: HLCED  
IBRD/IDA | Program-for-Results Financing | FY 2019 | Team Leader(s): Juan Diego Alonso, Igor Kheyfets

Seq No: 10 | ARCHIVED on 27-Jun-2024 | ISR60823 | Created by: Igor Kheyfets on 11-Jun-2024 | Modified by: Igor Kheyfets on 26-Jun-2024

### Program Development Objectives

Program Development Objective (from Program Appraisal Document)

The objectives of the Operation are to (i) reduce dropout rates in basic and higher education among the most vulnerable; and (ii) strengthen the Borrower's education evaluation systems.

### Overall Ratings

Name	Previous Rating	Current Rating
Progress towards achievement of PDO	<span style="color: orange;">□</span> Moderately Satisfactory	<span style="color: orange;">□</span> Moderately Satisfactory
Overall Implementation Progress (IP)	<span style="color: green;">□</span> Satisfactory	<span style="color: orange;">□</span> Moderately Satisfactory

### Implementation Status and Key Decisions

**Progress towards achievement of the Project Development Objective (PDO) is Moderately Satisfactory** with four out of six PDO indicators/sub-indicators achieved or on track to be achieved. The three areas supported by the Program – the PROGRESAR Scholarships; the Comprehensive Digital Educational Information System (SINIDE); and the National Learning Assessment System (APRENDER standardized assessments and ACOMPANAR platform for formative assessment) – have been well-institutionalized and significantly strengthened.

**Implementation progress is Moderately Satisfactory.** Most disbursement-linked indicators to date have been disbursed in line with the indicative timeline with some delays experienced in the last six months. As of May 2024, 77 percent of total Program financing of US\$641 million has been disbursed. Following robust disbursements during calendar year 2023, no disbursements have yet occurred in calendar year 2024. Disbursements associated with several indicators have been delayed, as have key procurement processes under the investment component. However, up to US\$96 million is expected to be disbursed during the second half of calendar year 2024.

**Closing date.** On June 13, 2024, the World Bank approved an extension of the closing date of Loan 8999-AR to align it with that of Loan 9477-AR; both loans composing this Operation will now close on June 30, 2026.

### Data on Financial Performance

#### Disbursements (by loan)

Project	Loan/Credit/TF	Status	Currency	Original	Revised	Cancelled	Disbursed	Undisbursed	% Disbursed
P168911	IBRD-89990	Effective	USD	341.00	341.00	0.00	340.12	0.88	100%
P168911	IBRD-94770	Effective	USD	300.00	300.00	0.00	155.75	144.25	52%




















#### Key Dates (by loan)

Project	Loan/Credit/TF	Status	Approval Date	Signing Date	Effectiveness Date	Orig. Closing Date	Rev. Closing Date
P168911	IBRD-89990	Effective	28-Jun-2019	14-Nov-2019	28-Nov-2019	30-Jun-2023	30-Jun-2026



P168911	IBRD-94770	Effective	24-Feb-2023	05-Apr-2023	17-Apr-2023	30-Jun-2026	30-Jun-2026
---------	------------	-----------	-------------	-------------	-------------	-------------	-------------

**DLI Disbursement**

DLI ID	DLI Type	Description	Coc	DLI Amount	Achievement Status	Disbursed amount in Coc	Disbursement % for DLI
<b>Loan: IBRD94770-001</b>							
2.2	Regular	Oct 2023 - % HE scholars renewed their s	USD	15,000,000.00	Fully Achieved	15,000,000.00	 100 %
2.4	Regular	Oct 2024 - % HE scholars renewed their s	USD	15,000,000.00	Not Achieved	0.00	
2.6	Regular	Oct 2025 - % HE scholars renewed their s	USD	15,000,000.00	Not Achieved	0.00	
3.2	Regular	Oct 2023 - % F-Y HE scholars enrolled in	USD	15,000,000.00	Fully Achieved	15,000,000.00	 100 %
3.4	Regular	Oct 2024 - % F-Y HE scholars enrolled in	USD	15,000,000.00	Not Achieved	0.00	
3.6	Regular	Oct 2025 - % F-Y HE scholars enrolled in	USD	15,000,000.00	Not Achieved	0.00	
7.1	Regular	Mar 2023 - Launch formative assessment	USD	10,000,000.00	Fully Achieved	10,000,000.00	 100 %
7.2	Regular	Oct 2023 - Communication strategy for	USD	5,000,000.00	Fully Achieved	5,000,000.00	 100 %
7.3	Regular	Mar 2024 - Pilot report of grade 3 instr	USD	5,000,000.00	Not Achieved	0.00	
7.5	Regular	Mar 2025 - 20,000 formative assessments	USD	5,000,000.00	Not Achieved	0.00	
7.6	Regular	Oct 2025 - National report on platform u	USD	5,000,000.00	Not Achieved	0.00	
8.2	Regular	Oct 2023 - % of scholarship candidates a	USD	10,000,000.00	Fully Achieved	10,000,000.00	 100 %
8.4	Regular	Oct 2024 - % of scholarship candidates a	USD	10,000,000.00	Not Achieved	0.00	
8.6	Regular	Oct 2025 - % of scholarship candidates a	USD	10,000,000.00	Not Achieved	0.00	
9.1	Prior Results Financing DLI	Mar 2023 - Baseline report on scholars'	USD	15,000,000.00	Fully Achieved	15,000,000.00	 100 %
9.2	Regular	Oct 2023 - 85% of candidates' schools	USD	5,000,000.00	Fully Achieved	5,000,000.00	 100 %
9.4	Regular	Oct 2024 - 88% of candidates' schools	USD	10,000,000.00	Not Achieved	0.00	
9.5	Regular	Mar 2025 - 86% of scholars report attend	USD	5,000,000.00	Not Achieved	0.00	
9.6	Regular	Oct 2025 - 91% of candidates' schools	USD	5,000,000.00	Not Achieved	0.00	



10.1	Regular	Mar 2023 - Program materials adapted for	USD	10,000,000.00	Fully Achieved	10,000,000.00	<div style="width: 100%; height: 10px; background-color: green;"></div>	100 %
10.2	Regular	Oct 2023 - Program materials adapted for	USD	5,000,000.00	Fully Achieved	5,000,000.00	<div style="width: 100%; height: 10px; background-color: green;"></div>	100 %
10.3	Regular	Mar 2024 - Monitoring instruments for Es	USD	10,000,000.00	Not Achieved	0.00	<div style="width: 0%; height: 10px; background-color: gray;"></div>	
10.4	Regular	Oct 2024 - 60% of scholars complete voca	USD	10,000,000.00	Not Achieved	0.00	<div style="width: 0%; height: 10px; background-color: gray;"></div>	
10.5	Regular	Mar 2025 - 40% of scholars receive acade	USD	10,000,000.00	Not Achieved	0.00	<div style="width: 0%; height: 10px; background-color: gray;"></div>	
11.1	Regular	Mar 2023 - Improvement plan and actions	USD	5,000,000.00	Fully Achieved	5,000,000.00	<div style="width: 100%; height: 10px; background-color: green;"></div>	100 %
11.3	Regular	Mar 2024 - Operational manuals and proto	USD	5,000,000.00	Fully Achieved	5,000,000.00	<div style="width: 100%; height: 10px; background-color: green;"></div>	100 %
11.5	Regular	Mar 2025 - Implementation reports on imp	USD	5,000,000.00	Not Achieved	0.00	<div style="width: 0%; height: 10px; background-color: gray;"></div>	
12.2	Regular	Oct 2023 - Secondary schools' results re	USD	10,000,000.00	Fully Achieved	10,000,000.00	<div style="width: 100%; height: 10px; background-color: green;"></div>	100 %
12.3	Regular	Mar 2024 - Baseline report for Primary	USD	5,000,000.00	Not Achieved	0.00	<div style="width: 0%; height: 10px; background-color: gray;"></div>	
12.4	Regular	Oct 2024 - Primary schools' results repo	USD	5,000,000.00	Not Achieved	0.00	<div style="width: 0%; height: 10px; background-color: gray;"></div>	
12.6	Regular	Oct 2025 - Primary baseline +10pp	USD	10,000,000.00	Not Achieved	0.00	<div style="width: 0%; height: 10px; background-color: gray;"></div>	
13.2	Regular	Oct 2023 - 25% of schools in Provinces	USD	5,000,000.00	Not Achieved	0.00	<div style="width: 0%; height: 10px; background-color: gray;"></div>	
13.4	Regular	Oct 2024 - 30% of schools in Provinces	USD	5,000,000.00	Not Achieved	0.00	<div style="width: 0%; height: 10px; background-color: gray;"></div>	
13.6	Regular	Oct 2025 - National report on the use of	USD	9,250,000.00	Not Achieved	0.00	<div style="width: 0%; height: 10px; background-color: gray;"></div>	

**Program Action Plan**

<b>Action Description</b>	Strengthening the Program's outreach strategy with a focus on vulnerable groups.				
<b>Source</b>	<b>DLI#</b>	<b>Responsibility</b>	<b>Timing</b>	<b>Timing Value</b>	<b>Status</b>
Environmental and Social Systems		Dirección Nacional de Becas (MECCyT)	Recurrent	Quarterly	In Progress
<b>Completion Measurement</b>	Report on stakeholder engagement actions, including meetings with institutional and civil society representatives of vulnerable groups, communication channels to reach different targets, and outreach resources and campaigns implemented.				
<b>Comments</b>					

<b>Action Description</b>	Enhancement of access to PROGRESAR scholarship for students belonging to vulnerable groups				
<b>Source</b>	<b>DLI#</b>	<b>Responsibility</b>	<b>Timing</b>	<b>Timing Value</b>	<b>Status</b>



Environmental and Social Systems		Dirección Nacional de Becas (MECCyT)	Recurrent	Semi-Annually	In Progress
<b>Completion Measurement</b>	Report on enhancement of accessibility in the registration process for students with disabilities, establishment of student help desk, review requirements for different vulnerable groups to ensure their inclusion, establish prioritization criteria.				
<b>Comments</b>					

<b>Action Description</b>	The implementing agency, with the assistance of the requesting areas, shall determine the maximum thresholds related to quality (technical) and cost (financial) weight in the special conditions included in the bidding documents.				
<b>Source</b>	<b>DLI#</b>	<b>Responsibility</b>	<b>Timing</b>	<b>Timing Value</b>	<b>Status</b>
Fiduciary Systems		PIU	Recurrent	Yearly	In Progress
<b>Completion Measurement</b>	Report identifying the maximum thresholds/weights determined, including a brief description and reasonableness of the decision adopted by procurement process.				
<b>Comments</b>					

<b>Action Description</b>	Prepare a manual as a reference document for all staff involved in contract management and train relevant people accordingly.				
<b>Source</b>	<b>DLI#</b>	<b>Responsibility</b>	<b>Timing</b>	<b>Timing Value</b>	<b>Status</b>
Fiduciary Systems		PIU	Other	During implementation	In Progress
<b>Completion Measurement</b>	TBD				
<b>Comments</b>					

<b>Action Description</b>	Dirección de Contrataciones will indicate in the evaluation reports - in writing the eligibility verification carried out; On June 30th of each year, the implementing agency will send to the Bank the list of contracts awarded to firms and individuals				
<b>Source</b>	<b>DLI#</b>	<b>Responsibility</b>	<b>Timing</b>	<b>Timing Value</b>	<b>Status</b>
Fiduciary Systems		Dirección de Contrataciones	Recurrent	Yearly	In Progress
<b>Completion Measurement</b>	Report certifying that evaluation reports include in writing the eligibility verification carried out. The Report will include the relevant documentation (copies of evaluation reports).				
<b>Comments</b>					

<b>Action Description</b>	Promptly inform the Bank of any credible and material allegations of fraud and/or corruption regarding the Program as part of the overall Program reporting requirements.				
<b>Source</b>	<b>DLI#</b>	<b>Responsibility</b>	<b>Timing</b>	<b>Timing Value</b>	<b>Status</b>



Fiduciary Systems		PIU	Recurrent	Semi-Annually	In Progress
<b>Completion Measurement</b>	Report identifying any credible and material allegations of fraud/and/or corruption. The Report will include the relevant documentation.				
<b>Comments</b>					

<b>Action Description</b>	Provide training to AGN to continue strengthening the external auditors on the PforR instrument				
<b>Source</b>	<b>DLI#</b>	<b>Responsibility</b>	<b>Timing</b>	<b>Timing Value</b>	<b>Status</b>
Fiduciary Systems		Bank	Recurrent	Yearly	In Progress
<b>Completion Measurement</b>	Evidence of relevant people trained accordingly, and more quality in the external audit reports.				
<b>Comments</b>					

**Risks**

**Systematic Operations Risk-rating Tool**

Risk Category	Rating at Approval	Previous Rating	Current Rating
Political and Governance	<input type="checkbox"/> Substantial	<input type="checkbox"/> Substantial	<input type="checkbox"/> High
Macroeconomic	<input type="checkbox"/> High	<input type="checkbox"/> Substantial	<input type="checkbox"/> High
Sector Strategies and Policies	<input type="checkbox"/> Moderate	<input type="checkbox"/> Substantial	<input type="checkbox"/> Substantial
Technical Design of Project or Program	<input type="checkbox"/> Moderate	<input type="checkbox"/> Moderate	<input type="checkbox"/> Moderate
Institutional Capacity for Implementation and Sustainability	<input type="checkbox"/> Moderate	<input type="checkbox"/> Moderate	<input type="checkbox"/> Moderate
Fiduciary	<input type="checkbox"/> Moderate	<input type="checkbox"/> Moderate	<input type="checkbox"/> Moderate
Environment and Social	<input type="checkbox"/> Moderate	<input type="checkbox"/> Moderate	<input type="checkbox"/> Substantial
Stakeholders	<input type="checkbox"/> Low	<input type="checkbox"/> Low	<input type="checkbox"/> Low
Other	<input type="checkbox"/> Moderate	<input type="checkbox"/> Moderate	--
Overall	<input type="checkbox"/> Substantial	<input type="checkbox"/> Substantial	<input type="checkbox"/> Substantial

Comments

Political & Governance risk has been raised to High and the E&S (Social) risk has been raised to Substantial.

**Results**

**PDO Indicators by Objectives / Outcomes**



Support programs to reduce dropout in basic and higher education				
▶ Number of PROGRESAR scholars enrolled in basic education (Number, Custom)				
	Baseline	Actual (Previous)	Actual (Current)	End Target
Value	194,307.00	1,017,414.00	1,017,414.00	680,000.00
Date	31-Dec-2018	30-Sep-2023	30-Sep-2023	30-Jun-2026
Comments	This indicator tracks the number of vulnerable students supported by PROGRESAR to continue or finish their basic education. This includes (a) beneficiaries of the PROGRESAR Basic Education line of scholarship, which targets vulnerable students out of the education system that return to complete their basic education in adult schools; and (b) beneficiaries of PROGRESAR scholarship for 16–17-year-olds, which targets vulnerable students to return or continue their secondary education in public secondary schools.			
▶ Persistence in the first two years of higher education for the most vulnerable youth (Percentage, Custom)				
	Baseline	Actual (Previous)	Actual (Current)	End Target
Value	15.60	17.32	17.87	17.50
Date	31-Dec-2018	30-Jun-2023	31-Dec-2023	30-Jun-2026
Comments	This indicator tracks access and persistence in higher education for the most vulnerable. The most vulnerable are defined as 20 to 30-year-olds whose household income correspond to the first and second quintile. The indicator measures the percentage of vulnerable students that access higher education programs and complete at least 2 years of studies at this level, as a percentage of the total vulnerable youth in this same age range. The indicator is estimated as an average of the data for the 4 trimesters of the calendar year. The baseline corresponds to the average of the first three trimesters of 2018 and a projection of the 2018 final trimester, given the available data. End target corresponds to average of the trimesters with available data from calendar year 2023, by the time of the project completion report.			
▶ Average dropout rate in the last three years of secondary education in selected provinces (Percentage, Custom)				
	Baseline	Actual (Previous)	Actual (Current)	End Target
Value	10.30	11.86	11.92	10.10
Date	31-Dec-2019	31-Dec-2022	31-Dec-2023	30-Jun-2026
Comments	This indicator monitors the average school dropout rate for the last three years of secondary school (oriented cycle) in selected provinces. The selected provinces are Catamarca, Chaco, Corrientes, Jujuy, Misiones, San Juan, Santiago del Estero, Tucumán. These provinces correspond to the upper tercile of provinces with the highest coverage of PROGRESAR Basic Education scholarships (16-17) relativa to their secondary enrolment rates during 2021. The indicator corresponds to the simple average of the interannual dropout rate of the oriented cycle of the provinces selected for each school year. The baseline of this indicator is 2019, the latest data available before the pandemic.			
Strengthen education evaluation systems				
▶ Percentage of students assessed through the APRENDER evaluation nationwide (Text, Custom)				
	Baseline	Actual (Previous)	Actual (Current)	End Target
Value	69.3% secondary (2017)	69.2% secondary (2022)	82% primary (2023)	76% secondary (2024)
Date	31-Dec-2018	01-Dec-2023	01-Dec-2023	30-Jun-2026



Comments	This indicator tracks the number of students that participate in APRENDER as a percentage of the total students enrolled in the assessed grades, according to the coverage methodology detailed in the technical documents for the APRENDER assessment. The indicator alternates between primary and secondary, in line with the APRENDER assessment, which is applied annually alternating between primary and secondary.			
<input type="checkbox"/> Percentage of basic education students assessed through the APRENDER evaluation in the Participating Provinces with the Lowest Coverage (Text, Custom Breakdown)				
	Baseline	Actual (Previous)	Actual (Current)	End Target
Value	47.8% secondary (2017)	54.6% secondary (2022)	54.6% secondary (2022)	61% Secondary (2024)
Date	31-Dec-2018	01-Dec-2023	01-Dec-2023	30-Jun-2026
<input checked="" type="checkbox"/> Percentage of secondary school students registered in SINIDE (Percentage, Custom)				
	Baseline	Actual (Previous)	Actual (Current)	End Target
Value	29.00	81.00	83.00	82.00
Date	31-Dec-2021	01-Dec-2023	31-Dec-2023	30-Jun-2026
Comments	This indicator monitors the consolidation of information on student trajectories in the SINIDE in order to identify and provide support to at-risk students. The indicator's numerator corresponds to the number of students from secondary schools whose information has been input into the SINIDE (Base Nacional Homologada, SINIDE Aplicativo, SGE) up to the cutoff date for information. The denominator corresponds to the total enrollment of secondary students according to enrollment data from the Relevamiento Anual.			

### Intermediate Results Indicators by Results Areas

Improving the Management and Monitoring of PROGRESAR Scholarships				
<input checked="" type="checkbox"/> Percentage of applicants to PROGRESAR Higher Education that meet the eligibility requirements (Percentage, Custom)				
	Baseline	Actual (Previous)	Actual (Current)	End Target
Value	46.18	55.00	55.00	59.00
Date	31-Dec-2018	01-Dec-2023	01-Dec-2023	30-Jun-2026
Comments	This indicator is the percentage of PROGRESAR applicants to Tertiary non-university and university that meet the eligibility requirements of the scholarship. Eligibility requirements include income and academic requirements.			
<input checked="" type="checkbox"/> Percentage of higher education scholarship candidates whose academic information has been provided by their academic institution (Percentage, Custom)				
	Baseline	Actual (Previous)	Actual (Current)	End Target
Value	75.00	95.00	95.00	95.00
Date	31-Dec-2018	01-Dec-2023	01-Dec-2023	30-Jun-2026
Comments	This indicator measures the share of higher education scholarship candidates that received an academic certification by their institutions on time for awarding of the scholarship . It tracks the efficiency of the system to monitor eligibility requirements and ensures that all applicants have their academic certification requirement assessed.			



<p>□ Percentage of female higher education scholarship candidates whose academic information has been provided by their academic institution (Percentage, Custom Supplement)</p>				
	Baseline	Actual (Previous)	Actual (Current)	End Target
Value	75.00	95.00	95.00	95.00
<p>► Estimation of PROGRESAR Scholarships' coverage by education level (Text, Custom)</p>				
	Baseline	Actual (Previous)	Actual (Current)	End Target
Value	No	Published document with estimations and methodology	Published document with estimations and methodology	Estimation of coverage rates using study's methodology
Date	31-Dec-2018	01-Dec-2023	01-Dec-2023	30-Jun-2026
Comments	<p>This indicator refers to the publication of a study that determines the coverage of PROGRESAR Scholarships by education level using EPH and available data from ANSES. The report includes coverage estimations for vulnerable populations, gender, geographical location and education level, and establishes a methodology to estimate the coverage in the future.</p>			
<p>► Percentage of higher education scholars that have renewed the scholarship (Percentage, Custom)</p>				
	Baseline	Actual (Previous)	Actual (Current)	End Target
Value	28.70	61.42	51.42	57.50
Date	31-Dec-2018	01-Dec-2023	01-Dec-2023	30-Jun-2026
Comments	<p>This indicator follows scholars in their academic progression. It measures the share of higher education scholars that renew their scholarship, as a percentage of the total scholars in the previous year. It excludes first and last-year scholars as they do not renew scholarships (first time scholars or graduation). The baseline's numerator is 2017 scholars that renew in 2018 and the denominator is 2017 scholars that apply for the scholarship in 2018.</p>			
<p>► Percentage of first-year higher education scholars enrolled in Strategic Careers (Percentage, Custom)</p>				
	Baseline	Actual (Previous)	Actual (Current)	End Target
Value	29.30	44.74	44.74	46.30
Date	31-Dec-2018	01-Dec-2023	01-Dec-2023	30-Jun-2026
Comments	<p>This indicator follows the evolution of one of the incentives of PROGRESAR Scholarships related to the enrollment in Strategic Careers. Strategic Careers for the indicator are detailed in the Project's Operations Manual. Since 2022, the indicator includes scholars from the Manuel Belgrano line of scholarships.</p>			
<p>► Percentage of female higher education scholars that study STEM careers as a percentage of female higher education scholars (Percentage, Custom)</p>				
	Baseline	Actual (Previous)	Actual (Current)	End Target
Value	6.80	10.80	10.80	11.20
Date	31-Dec-2018	01-Dec-2023	01-Dec-2023	30-Jun-2026
Comments	<p>This indicator tracks a gender gap identified in the ESSA. It estimates the share of STEM career scholars that are females. STEM careers include careers in Science, Technology, Engineering and Mathematics. Beginning in 2022, the indicator includes scholars from the Manuel Belgrano line of scholarship.</p>			
<p>► Tools to diagnose and overcome non-financial barriers to education progression and completion designed and implemented (Text, Custom)</p>				
	Baseline	Actual (Previous)	Actual (Current)	End Target





Value	No	Website with diagnostic tools for scholars is active	Website with diagnostic tools for scholars is active	Website with diagnostic tools for scholars is active
Date	31-Dec-2018	01-Dec-2023	01-Dec-2023	30-Jun-2026
Comments	In progress. A study that includes inputs to diagnose these barriers is ongoing and expected to be completed at the end of the calendar year.			
<b>► Academic certification system for basic education scholars implemented (Text, Custom)</b>				
	Baseline	Actual (Previous)	Actual (Current)	End Target
Value	No	Certification system for basic education scholars is active	Certification system for basic education scholars is active	Certification system for basic education scholars is active
Date	31-Dec-2018	01-Dec-2023	01-Dec-2023	30-Jun-2026
Comments	This indicator tracks the development and implementation of an academic certification system for basic education scholars. The system will be piloted in a group of adult schools.			
<b>► Percentage of scholars that belong to a prioritized group (Percentage, Custom)</b>				
	Baseline	Actual (Previous)	Actual (Current)	End Target
Value	6.00	6.50	6.50	7.00
Date	31-Jul-2022	01-Dec-2023	01-Dec-2023	30-Jun-2026
Comments	This indicator measures the percentage of scholars that belong to a prioritized group relative to the total scholars of each year's first PROGRESAR call. The prioritized groups are persons with disabilities, belonging to indigenous populations, trans, female heads of household and afrodescendants.			
<b>► Students supported with better education (Number, Custom)</b>				
	Baseline	Actual (Previous)	Actual (Current)	End Target
Value	581,547.00	--	1,870,000.00	1,250,000.00
Date	31-Dec-2018	--	31-Dec-2023	30-Jun-2026
Comments				
<b>□ Students supported with better education - Female (Number, Custom Breakdown)</b>				
	Baseline	Actual (Previous)	Actual (Current)	End Target
Value	376,007.00	--	1,082,844.00	750,000.00
Date	31-Dec-2018	--	31-Dec-2023	30-Jun-2026
<b>► New or better jobs (Number, Custom)</b>				
	Baseline	Actual (Previous)	Actual (Current)	End Target
Value	0.00	--	0.00	0.00
Date	31-May-2024	--	31-May-2024	30-Jun-2026



Comments				
<input type="checkbox"/> New or better jobs, % for women (Number, Custom Breakdown)				
	Baseline	Actual (Previous)	Actual (Current)	End Target
Value	0.00	--	0.00	0.00
Date	31-May-2024	--	31-May-2024	30-Jun-2026
<input type="checkbox"/> New or better jobs, % for youth (Number, Custom Breakdown)				
	Baseline	Actual (Previous)	Actual (Current)	End Target
Value	0.00	--	0.00	0.00
Date	31-May-2024	--	31-May-2024	30-Jun-2026

Supporting the national evaluation systems				
<input type="checkbox"/> Large-scale primary/secondary learning assessments completed (Number, Corporate)				
	Baseline	Actual (Previous)	Actual (Current)	End Target
Value	0.00	4.00	4.00	1.00
Date	31-Dec-2019	01-Dec-2023	01-Dec-2023	30-Jun-2026
Comments	The indicator measures the number of Bank-supported completed large-scale assessment rounds at the primary or secondary levels. "Completed large-scale assessment rounds" refers to rounds of a large-scale assessment, for which the results are made publicly available within 2 years of the assessment administration. The supported activities could include capacity building, design, administration, analysis, reporting, use, publication, and/or dissemination of an assessment. "Large-scale assessment" includes both national large-scale assessments (NLSA) and international large-scale assessments (ILSA). Report for the following education levels: Primary (ISCED 1) and Secondary (ISCED 2 & 3)			

IPF: Strengthen the Borrower's Institutional Capacity for the support of education trajectories				
<input type="checkbox"/> Beneficiary Feedback. Percentage of cases registered in the GRM that are responded and resolved in a timely manner (15 business days) (Percentage, Custom)				
	Baseline	Actual (Previous)	Actual (Current)	End Target
Value	0.00	60.00	60.00	80.00
Date	31-Dec-2018	01-Dec-2023	01-Dec-2023	30-Jun-2026
Comments	This indicator tracks the percentage of cases registered in PROGRESAR Scholarships' Grievance Redress Mechanism (GRM) that are responded and resolved within 15 business days of their registration in the system.			
<input type="checkbox"/> Percentage of basic education scholars that enroll in vocational orientation courses (Percentage, Custom)				
	Baseline	Actual (Previous)	Actual (Current)	End Target
Value	0.00	45.00	45.00	60.00



Date	31-Dec-2021	01-Dec-2023	01-Dec-2023	31-Dec-2024
Comments	The indicator is the total number of basic education scholars that enroll in the vocational orientation courses provided by the PROGRESAR Scholarships program as a percentage of all the basic education scholars.			
▶ Percentage of higher education scholars that enroll in language courses (Percentage, Custom)				
	Baseline	Actual (Previous)	Actual (Current)	End Target
Value	0.00	27.50	27.50	30.00
Date	31-Dec-2021	01-Dec-2023	01-Dec-2023	31-Dec-2024
Comments	This indicator is the percentage of PROGRESAR Higher Education scholars that attend universities that are enrolled in the language courses provided by selected universities as a percentage of the total of Higher Education scholars that attend universities.			
▶ Percentage of secondary education schools receiving equipment (Percentage, Custom)				
	Baseline	Actual (Previous)	Actual (Current)	End Target
Value	0.00	78.00	78.00	100.00
Date	31-Dec-2021	01-Dec-2023	01-Dec-2023	30-Jun-2026
Comments	The indicator is the percentage of public secondary schools that have received computers. The numerator is the number of schools with a record of reception of equipment by the school principal or representative. The denominator is the total number of public secondary schools published in the Relevamiento Anual 2020.			
▶ Pilot of the SGE in a group of vulnerable schools (participating schools) in selected Provinces (Text, Custom)				
	Baseline	Actual (Previous)	Actual (Current)	End Target
Value	No	Pilot report is completed	Pilot report is completed	Pilot report is completed
Date	31-Dec-2021	01-Dec-2023	01-Dec-2023	30-Jun-2026
Comments	This indicator tracks the implementation of a pilot on the use of a SGE in schools in selected Provinces. The pilot comprises (i) delivery of equipment and connectivity, (ii) training on the use of an SGE which incorporates the use of early warning systems to prevent school dropout, (iii) training and guidance on protocols to address dropout risks.			
▶ Process evaluation of the SGE (Text, Custom)				
	Baseline	Actual (Previous)	Actual (Current)	End Target
Value	No	Process evaluation report completed	Process evaluation report completed	Process evaluation report completed
Date	31-Dec-2021	01-Dec-2023	01-Dec-2023	30-Jun-2023
Comments	This indicator follows the process evaluation of the pilot of the SGE in participating schools in selected Provinces.			

#### Disbursement Linked Indicators

▶ DLI 1 Percentage of higher education scholarship candidates whose academic information has been provided by their academic institution (Intermediate Outcome, 100.00, 100%)				
	Baseline	Actual (Previous)	Actual (Current)	October 2025



Value	75.00	95.00	95.00	--
Date	--	01-Dec-2023	01-Dec-2023	--
<b>Comments</b>	This DLI has been fully achieved and disbursed.			

<b>► DLI 2 Percentage of higher education scholars that have renewed the scholarship (Outcome, 80,000,000.00, 100%)</b>				
	Baseline	Actual (Previous)	Actual (Current)	October 2025
Value	28.70	61.42	51.42	57.50
Date	--	01-Dec-2023	01-Dec-2023	--
<b>Comments</b>	As of August 2023.			

<b>► DLI 3 Percentage of first-year higher education scholars enrolled in Strategic Careers (Intermediate Outcome, 65,000,000.00, 62%)</b>				
	Baseline	Actual (Previous)	Actual (Current)	October 2025
Value	29.30	44.74	44.74	46.00
Date	--	01-Dec-2023	01-Dec-2023	--
<b>Comments</b>	As of August 2023.			

<b>► DLI 4 Tools to diagnose and overcome non-financial barriers to education progression and completion designed and implemented (Output, 60.00, 0%)</b>				
	Baseline	Actual (Previous)	Actual (Current)	October 2025
Value	No	Website is active with diagnostic tools for scholarship recipients	Website is active with diagnostic tools for scholarship recipients	--
Date	--	01-Dec-2023	01-Dec-2023	--
<b>Comments</b>				

<b>► DLI 5 Academic certification system for basic education scholars implemented (Output, 10.00, 100%)</b>				
	Baseline	Actual (Previous)	Actual (Current)	October 2025
Value	No	Yes	Yes	--
Date	--	01-Dec-2023	01-Dec-2023	--
<b>Comments</b>	This DLI has been fully achieved and disbursed.			

<b>► DLI 6 Percentage of basic education students assessed through the APRENDER evaluation in the Participating Provinces with the Lowest Coverage (Outcome, 7.50, 100%)</b>				
--	--	--	--	--



	Baseline	Actual (Previous)	Actual (Current)	October 2025
Value	47.8% secondary (2017), 65% primary (2018)	54.6% secondary (2022)	54.6% secondary (2022)	--
Date	--	01-Dec-2023	01-Dec-2023	--
<b>Comments</b>	This DLI has been fully achieved and disbursed.			

► DLI 7 Development of a formative assessment platform (Outcome, 30,000,000.00, 0%)

	Baseline	Actual (Previous)	Actual (Current)	October 2025
Value	No	Communication strategy for teachers published	Communication strategy for teachers published	National report on platform use
Date	--	01-Dec-2023	01-Dec-2023	--
<b>Comments</b>				

► DLI 8 Percentage of scholarship candidates from adult Basic Education schools (+18) that provide their academic information (Intermediate Outcome, 30,000,000.00, 0%)

	Baseline	Actual (Previous)	Actual (Current)	October 2025
Value	82.00	93.00	93.00	88.00
Date	--	01-Dec-2023	01-Dec-2023	--
<b>Comments</b>	As of August 2023.			

► DLI 9 Monitoring educational trajectories of Basic Education (16-17) scholars (Process, 40,000,000.00, 38%)

	Baseline	Actual (Previous)	Actual (Current)	October 2025
Value	No	94% of candidates' schools provide their academic information	94% of candidates' schools provide their academic information	91% of candidates' schools provide their academic information
Date	--	01-Dec-2023	01-Dec-2023	--
<b>Comments</b>	As of August 2023.			

► DLI 10 Actions to mitigate non-financial barriers to educational progression and completion (Output, 45,000,000.00, 0%)

	Baseline	Actual (Previous)	Actual (Current)	October 2025
Value	No	Program materials adapted for access by visually impaired persons	Program materials adapted for access by visually impaired persons	--
Date	--	01-Dec-2023	01-Dec-2023	--



**Comments**

► DLI 11 Actions to improve the efficiency of scholarship award and payment processes (Process, 15,000,000.00, 0%)				
	Baseline	Actual (Previous)	Actual (Current)	October 2025
Value	No	Operational manuals and protocols published	Operational manuals and protocols published	Implementation reports on improvement plan
Date	--	01-Dec-2023	01-Dec-2023	--
<b>Comments</b>				

► DLI 12 Schools using results of the APRENDER school report to enhance pedagogical practices (Outcome, 30,000,000.00, 0%)				
	Baseline	Actual (Previous)	Actual (Current)	October 2025
Value	No	Secondary schools' results reports available on time	Secondary schools' results reports available on time	Primary baseline + 10pp
Date	--	01-Dec-2023	01-Dec-2023	--
<b>Comments</b>				

► DLI 13 Use of Integrated Digital Information System (Sistema Integral de Información Digital Educativa, SINIDE) data to support education trajectories (Process, 20,000,000.00, 0%)				
	Baseline	Actual (Previous)	Actual (Current)	October 2025
Value	No	No	No	National report on the use of SINIDE to prevent school dropout
Date	--	01-Dec-2023	01-Dec-2023	--
<b>Comments</b>	This indicator will be reviewed to assess the Ministry of Education's ability to report on it.			