



Third Village Investment Project (P146970)

EUROPE AND CENTRAL ASIA | Kyrgyz Republic | Social Sustainability and Inclusion Global Practice | IBRD/IDA | Investment Project Financing | FY 2015 | Seq No: 20 | ARCHIVED on 19-May-2023 | ISR55849 |

Implementing Agencies: Community Development and Investment Agency (ARIS), Kyrgyz Republic

Key Dates

Key Project Dates

Bank Approval Date: 27-Mar-2015

Effectiveness Date: 26-Feb-2016

Planned Mid Term Review Date: 02-Dec-2019

Actual Mid-Term Review Date: 02-Dec-2019

Original Closing Date: 30-Nov-2020

Revised Closing Date: 30-Nov-2024

Project Development Objectives

Project Development Objective (from Project Appraisal Document)

The Project Development Objectives are (a) to build local capacity for participatory development and (b) improve access to quality community infrastructure services in targeted project areas.

Has the Project Development Objective been changed since Board Approval of the Project Objective?

No

Components Table

Name

Capacity Building of Local Self-Governments and Communities:(Cost \$4.70 M)

Village Investments:(Cost \$21.90 M)

Project Management:(Cost \$2.40 M)

Overall Ratings

Name	Previous Rating	Current Rating
Progress towards achievement of PDO	<input type="checkbox"/> Satisfactory	<input type="checkbox"/> Satisfactory
Overall Implementation Progress (IP)	<input type="checkbox"/> Satisfactory	<input type="checkbox"/> Satisfactory
Overall Risk Rating	<input type="checkbox"/> Moderate	<input type="checkbox"/> Moderate

Implementation Status and Key Decisions

The Additional Financing of the Third Village Investment Project is continuing to roll out social mobilization and training activities for the 109 Ayil Aimaks (AAs) participating in Cycle 1 and 132 AAs participating in Cycles 2 and 3. Social mobilization activities include: outreach roundtables at the AA level; neighborhood meetings at the village level; conferences for the establishment of community village investment associations (CVIAs); trainings for CVIA members on developing poverty maps; focus group discussions with vulnerable groups; CVIA meetings that summarize the results of focus groups; and voting for subprojects (SPs) on the ARIS digital platform. A total of 75,712 people participated in the online voting for SP priorities in Cycle 1, of which 44,386 (58.6%) were women. ARIS expects to launch the implementation of SPs by June 1, 2023. ARIS launched the social mobilization activities under Cycles 2 and Cycle 3 in April 2023 and expects to complete the prioritization of infrastructure investments by August 1, 2023. The World Bank's next supervision mission will take place in June 2023 and the ISR's progress and results will be updated thereafter.



Risks

Systematic Operations Risk-rating Tool

Risk Category	Rating at Approval	Previous Rating	Current Rating
Political and Governance	--	<input type="checkbox"/> Substantial	<input type="checkbox"/> Substantial
Macroeconomic	--	<input type="checkbox"/> Moderate	<input type="checkbox"/> Moderate
Sector Strategies and Policies	--	<input type="checkbox"/> Moderate	<input type="checkbox"/> Moderate
Technical Design of Project or Program	--	<input type="checkbox"/> Moderate	<input type="checkbox"/> Moderate
Institutional Capacity for Implementation and Sustainability	--	<input type="checkbox"/> Moderate	<input type="checkbox"/> Moderate
Fiduciary	--	<input type="checkbox"/> Substantial	<input type="checkbox"/> Substantial
Environment and Social	--	<input type="checkbox"/> Moderate	<input type="checkbox"/> Moderate
Stakeholders	--	<input type="checkbox"/> Moderate	<input type="checkbox"/> Moderate
Other	--	--	--
Overall	--	<input type="checkbox"/> Moderate	<input type="checkbox"/> Moderate

Results

PDO Indicators by Objectives / Outcomes

(a) build local capacity for participatory development

► Percentage of sampled beneficiaries (male/female) who report that community investments funded by the project reflect their priority needs (Text, Custom)

	Baseline	Actual (Previous)	Actual (Current)	End Target
Value	0.00	89% women / 90% men	89% women / 90% men	80% women / 80% men
Date	15-Dec-2015	26-Oct-2022	20-Apr-2023	30-Nov-2024
Comments:	Data collection is complete for the parent project except for one SP. The data will be updated by June 30, 2023.			

(b) improve access to quality community infrastructure services in targeted project areas

► Number of persons with access to project-built infrastructure and services (Text, Custom)

	Baseline	Actual (Previous)	Actual (Current)	End Target
--	----------	-------------------	------------------	------------



Value	0.00	259,820	259,820	TBD (Due to the demand-driven nature of the project, it is not possible to determine ex ante the types of investments communities will choose, and therefore who will benefit. These figures will be reported after subprojects are completed.)
Date	15-Dec-2015	26-Oct-2022	20-Apr-2023	30-Nov-2024
Comments:	The planned number of beneficiaries for the parent project investments completed to date is 215,020. Data collection is complete for the parent project. The data will be updated by November 30, 2023 once AF-financed SPs are completed.			
► Percentage of sampled subprojects that result in infrastructure services of a satisfactory quality (Text, Custom)				
	Baseline	Actual (Previous)	Actual (Current)	End Target
Value	0%	NA	92.5%	80%
Date	15-Dec-2015	26-Oct-2022	20-Apr-2023	30-Nov-2024
Comments:	ARIS conducted a technical assessment of a sample of 27 SPs that were financed by the parent project. Of the sample, 25 SPs (92.5%) are of satisfactory quality. The implementing agency will launch the data collection for the AF village investments by January 15, 2024 and again after all SPs are completed.			

Intermediate Results Indicators by Components

Capacity Building of Local Self-Governments and Communities				
► Percentage of sampled beneficiaries who perceive their role in decision making has increased. (Percentage, Custom)				
	Baseline	Actual (Previous)	Actual (Current)	End Target
Value	0.00	84.00	84.00	70.00
Date	25-Dec-2015	26-Oct-2022	20-Apr-2023	30-Jul-2022
Comments:	The values for the Cycle are: 71% (Cycle 1), 83% (Cycle 2), and 84% (Cycle 3). Data collection is complete for the parent project except for one SP. The data will be updated by June 30, 2023.			
□ Percentage of sampled female beneficiaries who perceive their role in decision-making has increased. (Text, Custom Breakdown)				
	Baseline	Actual (Previous)	Actual (Current)	End Target
Value	0.00	87%	87%	70.0%



Date	25-Dec-2015	26-Oct-2022	20-Apr-2023	30-Jul-2022
► Satisfaction rate of beneficiaries who attended exchange visits (peer to peer learning) (Text, Custom)				
	Baseline	Actual (Previous)	Actual (Current)	End Target
Value	0.00	100%	100%	80.0%
Date	25-Dec-2015	26-Oct-2022	20-Apr-2023	30-Jul-2022
Comments:	Target overachieved. This indicator only applies to the parent project. The data collection for this indicator is complete and the figure reported in this ISR reflects the end value.			
► Average number of people who participated in public hearings at the Aiyl Aimak level (Text, Custom)				
	Baseline	Actual (Previous)	Actual (Current)	End Target
Value	0.00	104.00	104.00	100.00
Date	25-Dec-2015	26-Oct-2022	20-Apr-2023	30-Jul-2022
Comments:	Target overachieved. This indicator only applies to the parent project. The data collection for this indicator is complete and the figure reported in this ISR reflects the end value.			
► Percentage of beneficiaries with increased knowledge of local governance topics covered under project trainings (Percentage, Custom)				
	Baseline	Actual (Previous)	Actual (Current)	End Target
Value	0.00	86.00	86.00	60.00
Date	25-Dec-2015	26-Oct-2022	20-Apr-2023	30-Jul-2022
Comments:	Target overachieved. This indicator only applies to the parent project. The data collection for this indicator is complete and the figure reported in this ISR reflects the end value.			
► Number of Aiyl Aimaks that have submitted proposals to compete for grants (cumulative) (Number, Custom)				
	Baseline	Actual (Previous)	Actual (Current)	End Target
Value	0.00	265.00	265.00	240.00
Date	25-Dec-2015	26-Oct-2022	20-Apr-2023	30-Jul-2022
Comments:	Target overachieved. This indicator only applies to the parent project. The data collection for this indicator is complete and the figure reported in this ISR reflects the end value.			
► Number of Aiyl Aimaks with a Local Development Strategy developed involving the community (Text, Custom)				
	Baseline	Actual (Previous)	Actual (Current)	End Target
Value	0.00	265.00	265.00	266.00



Date	15-Dec-2015	26-Oct-2022	20-Apr-2023	30-Jul-2022
Comments:	Target almost achieved. This indicator only applies to the parent project. The data collection for this indicator is complete and the figure reported in this ISR reflects the end value.			
► Percentage of target communities that effectively complete the agreed community mobilization and social accountability process (Percentage, Custom)				
	Baseline	Actual (Previous)	Actual (Current)	End Target
Value	0.00	0.00	0.00	80.00
Date	21-Aug-2020	26-Oct-2022	20-Apr-2023	30-Nov-2024
Comments:	This indicator only applies to the AF. The project will report on this indicator by November 30, 2023.			
► Percentage of target Aiyl Aimaks in which the Livelihoods Support Program is implemented (Percentage, Custom)				
	Baseline	Actual (Previous)	Actual (Current)	End Target
Value	0.00	0.00	0.00	100.00
Date	21-Aug-2020	26-Oct-2022	20-Apr-2023	30-Nov-2024
Comments:	This indicator only applies to the AF. The project will report on this indicator by Q4 of CY2023.			
► Percentage of sampled beneficiaries (male/female) who report that their engagement in decision making on project investments was effective (Text, Custom)				
	Baseline	Actual (Previous)	Actual (Current)	End Target
Value	0.00	83% (women)/ 80% (men)	83% (women)/ 80% (men)	75% male/ 75% female
Date	15-Dec-2015	26-Oct-2022	20-Apr-2023	30-Nov-2024
Comments:	Data collection is complete for the parent project except for one SP. The data will be updated by June 30, 2023. The values as of October 2022 by Cycle are: 73% women / 68% men (Cycle 1); 84% women / 83% men (Cycle 2); 83% women / 80% men (Cycle 3).			
► Number of AAs conducting public hearings annually, where information is disclosed to the public on budget formulation and execution in accessible formats (Number, Custom)				
	Baseline	Actual (Previous)	Actual (Current)	End Target
Value	0.00	266.00	266.00	266.00
Date	15-Dec-2015	26-Oct-2022	20-Apr-2023	30-Jul-2022
Comments:	Target achieved. This indicator only applies to the parent project. The data collection for this indicator is complete and the figure reported in this ISR reflects the end value.			

Village Investments



► Percentage of actually allocated vs. planned funds for O&M (Text, Custom)				
	Baseline	Actual (Previous)	Actual (Current)	End Target
Value	0.00	89%	89%	70%
Date	25-Dec-2015	26-Oct-2022	20-Apr-2023	30-Jul-2022
Comments:	<p>Data for Cycle 1 was collected 1 year after the Cycle 1 SPs and MPs were completed. As of June 13, 2022, the values by Cycle were: 93% (Cycle 1); 82% for Cycle 2, 94% for Cycle 3, and 89% for the COVID-19 response SPs and MPs.</p> <p>The value for this indicator will be updated by June 30, 2023 and again one year after the last parent project SP/microproject is completed. This indicator only applies to the parent project.</p>			
► Percentage of subproject investments that were prioritized in women's groups. (Percentage, Custom)				
	Baseline	Actual (Previous)	Actual (Current)	End Target
Value	0.00	91.00	91.00	50.00
Date	21-Aug-2020	26-Oct-2022	20-Apr-2023	30-Nov-2024
Comments:	<p>The data collection for this indicator for the parent project is complete. As of June 13, 2022, the values by Cycle were: 37% (Cycle 1); 93% (Cycle 2), and 91% (Cycle 3).</p> <p>The value for this indicator will be updated by June 30, 2023 after the first cycle of SP selection for the AF is complete.</p>			
► Number of microprojects completed (Number, Custom)				
	Baseline	Actual (Previous)	Actual (Current)	End Target
Value	0.00	115.00	115.00	84.00
Date	25-Dec-2015	26-Oct-2022	20-Apr-2023	30-Jul-2022
Comments:	<p>Target overachieved. This indicator only applies to the parent project. Data collection is complete.</p>			
► Number of subprojects completed (Number, Custom)				
	Baseline	Actual (Previous)	Actual (Current)	End Target
Value	0.00	56.00	56.00	260.00
Date	25-Dec-2015	26-Oct-2022	20-Apr-2023	30-Nov-2024
Comments:	<p>Data collection is complete for the parent project. The value for this indicator will be updated by Q4 of CY2023 after ARIS completes AF-financed SPs.</p>			
► Percentage of sampled beneficiaries (male/female) who report improved access to infrastructure and services (Text, Custom)				
	Baseline	Actual (Previous)	Actual (Current)	End Target



Value	0.00	91% women/ 87% men	91% women/ 87% men	70% male/70% female
Date	15-Dec-2015	26-Oct-2022	20-Apr-2023	30-Nov-2024
Comments:	Data collection is complete for the parent project except for one SP. The data covering the AF will be updated by June 30, 2023.			
► Number of Aiyl Aimaks with access to improved quality infrastructure services (non-subsidized/subsidized) (Text, Custom)				
	Baseline	Actual (Previous)	Actual (Current)	End Target
Value	0.00	125 subsidized AAs / 46 non-subsidized AAs	125 subsidized AAs / 46 non-subsidized AAs	110 subsidized/16 non-subsidized
Date	15-Dec-2015	26-Oct-2022	20-Apr-2023	30-Jul-2022
Comments:	Target overachieved. This indicator only applies to the parent project. Data collection is complete.			
► Direct project beneficiaries (gender disaggregated) (Text, Custom)				
	Baseline	Actual (Previous)	Actual (Current)	End Target
Value	0.00	312,188 beneficiaries/ 61% female	312,188 beneficiaries/ 61% female	TBD (Due to the demand-driven nature of the project, it is not possible to determine ex ante the types of investments communities will choose, and therefore who will benefit. These figures will be reported after subprojects are completed.)
Date	15-Dec-2015	26-Oct-2022	20-Apr-2023	30-Nov-2024
Comments:	Data collection is complete for the parent project. The target endline value for the parent project was 258,680. The parent project exceeded this target and reached 312,188 beneficiaries. The indicator will be updated after AF-financed SPs are completed in Q4 CY2023.			
► Percentage of sampled beneficiaries (male/female) who report that investments in social infrastructure support post-COVID-19 needs (Text, Custom)				
	Baseline	Actual (Previous)	Actual (Current)	End Target
Value	0.00	0.00	0.00	80% women / 80% men
Date	21-Aug-2020	26-Oct-2022	20-Apr-2023	30-Nov-2024
Comments:	This indicator only applies to the AF. The project is to report on this indicator every cycle for the AF financing period starting from 2023. Updates will be provided by June 30, 2023.			
► Percentage of sampled beneficiaries (male/female) who report that investments in livelihoods facilities supported the reestablishment of livelihoods (Text, Custom)				
	Baseline	Actual (Previous)	Actual (Current)	End Target



Value	0.00	0.00	0.00	80% women / 80% men
Date	21-Aug-2020	26-Oct-2022	20-Apr-2023	30-Nov-2024
Comments:	This indicator only applies to the AF. The project will report on this indicator every cycle for the AF financing period starting from Q4 of CY2023.			
► Percentage of relevant subprojects that support climate change adaptation or mitigation (Percentage, Custom)				
	Baseline	Actual (Previous)	Actual (Current)	End Target
Value	0.00	0.00	0.00	80.00
Date	21-Aug-2020	26-Oct-2022	20-Apr-2023	30-Nov-2024
Comments:	This indicator only applies to the AF. The project is to report on this indicator annually starting from Q4 of CY2023.			
► Number of women able to earn additional income as a result of project investments (Number, Custom)				
	Baseline	Actual (Previous)	Actual (Current)	End Target
Value	0.00	0.00	0.00	1,600.00
Date	28-Aug-2020	26-Oct-2022	20-Apr-2023	30-Nov-2024
Comments:	This indicator only applies to the AF. The project is to report on this indicator annually starting from 2023. The indicator will be updated after AF-financed SPs are constructed and fully operational and by Q1 of CY2024.			





Project Management				
► Ratio between operating expenditures and total project budget (Percentage, Custom)				
	Baseline	Actual (Previous)	Actual (Current)	End Target
Value	0.00	9.70	9.70	9.80
Date	25-Dec-2015	26-Oct-2022	20-Apr-2023	30-Jul-2022
Comments:	Target almost achieved. This indicator only applies to the parent project. Data collection is complete.			
► Percentage of agreed data and information uploaded in the MIS according to procedures (Percentage, Custom)				
	Baseline	Actual (Previous)	Actual (Current)	End Target
Value	0.00	0.00	0.00	80.00
Date	21-Aug-2020	26-Oct-2022	20-Apr-2023	30-Nov-2024
Comments:	This indicator only applies to the AF. The project is to report on this indicator annually starting from 2023. Updates will be provided by June 30, 2023.			



Performance-Based Conditions

Data on Financial Performance

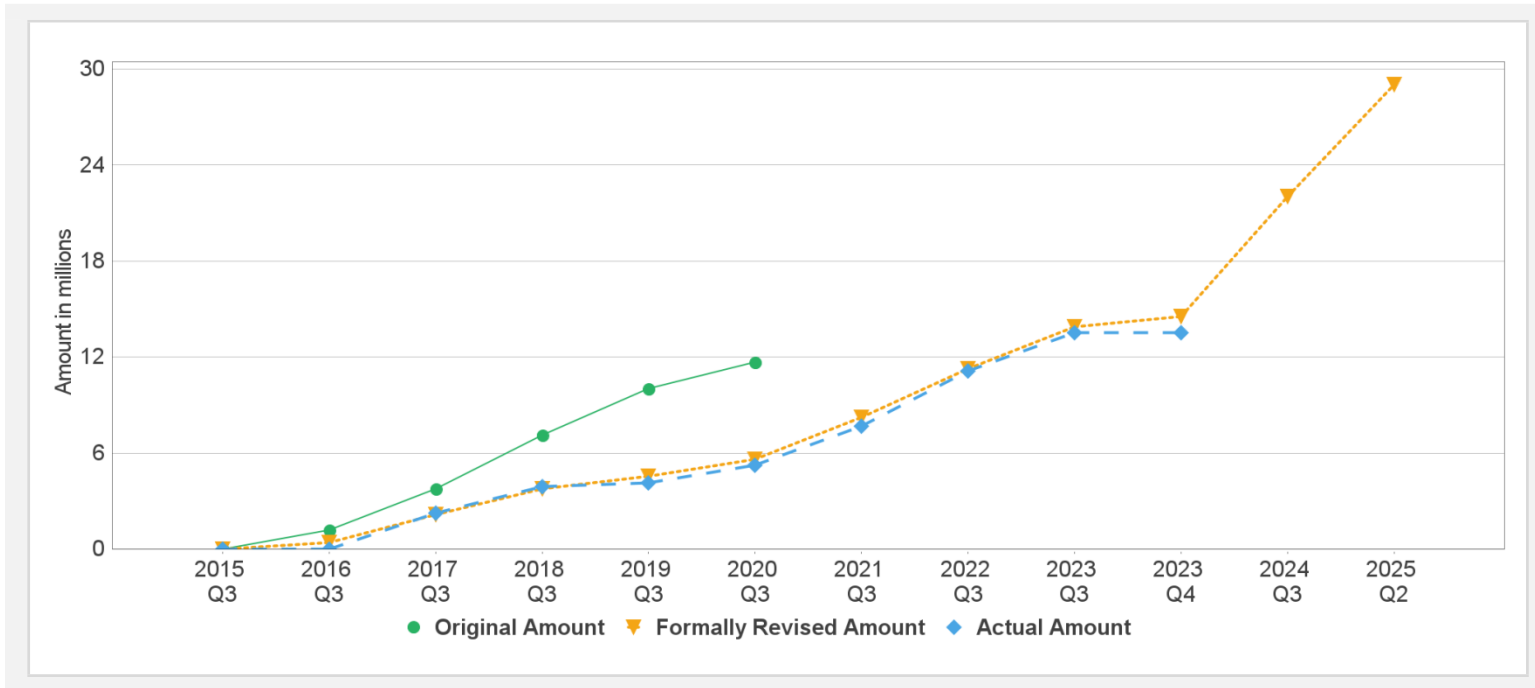
Disbursements (by loan)

Project	Loan/Credit/TF	Status	Currency	Original	Revised	Cancelled	Disbursed	Undisbursed	% Disbursed
P146970	IDA-56010	Closed	USD	6.60	6.60	0.00	6.59	0.00	 100%
P146970	IDA-67820	Effective	USD	8.50	8.50	0.00	0.00	8.62	 0%
P146970	IDA-D0410	Closed	USD	5.40	5.39	0.01	5.41	0.00	 100%
P146970	IDA-D7270	Effective	USD	8.50	8.50	0.00	1.52	6.58	 19%

Key Dates (by loan)

Project	Loan/Credit/TF	Status	Approval Date	Signing Date	Effectiveness Date	Orig. Closing Date	Rev. Closing Date
P146970	IDA-56010	Closed	27-Mar-2015	12-Jun-2015	26-Feb-2016	30-Nov-2020	30-Jul-2022
P146970	IDA-67820	Effective	28-Sep-2020	04-Mar-2021	14-Oct-2021	30-Nov-2024	30-Nov-2024
P146970	IDA-D0410	Closed	27-Mar-2015	12-Jun-2015	26-Feb-2016	30-Nov-2020	30-Nov-2021
P146970	IDA-D7270	Effective	28-Sep-2020	04-Mar-2021	14-Oct-2021	30-Nov-2024	30-Nov-2024

Cumulative Disbursements



Restructuring History

Level 2 Approved on 10-Mar-2020 ,Level 2 Approved on 27-Apr-2021

Related Project(s)

P174316-Additional Financing – Third Village Investment Project (COVID-19 Response)