Public Disclosure Authorized

Public Disclosure Authorized

THE WORLD BANK
IBRD • IDA | WORLD BANK GROUP

KUÑANGUERA YKEKO
Secretaría de la Mujer
MUJER

NATIONAL GOVERNMENT

9 Messages on Femicide in Paraguay

Trends and Characteristics, 2019-2022

1. 143 women suffered violent deaths
because of their gender.

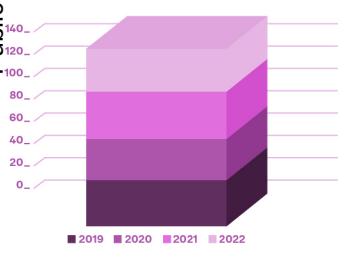

An average of **36 cases** per year.

2. Nearly every department
has reported a femicide,
but this crime is concentrated in some areas.

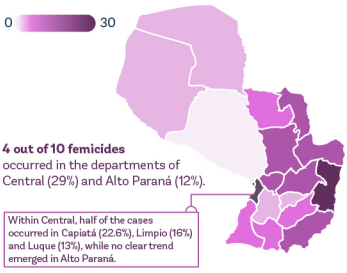

4 out of 10 femicides
occurred in the departments of
Central (29%) and Alto Paraná (12%).

Within Central, half of the cases occurred in Capiatá (22.6%), Limpio (16%) and Luque (13%), while no clear trend emerged in Alto Paraná.

3. 30 cases of femicide were reported
between January and September 2022,
6 more than in the same period last year.

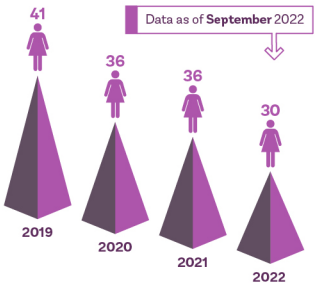

4. Most femicide victims were between the ages of 18 and 44
76% of victims
were at the peak of their reproductive and productive years.

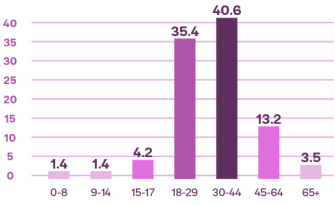

An average of **36 cases** per year.

5. 79% of victims are mothers.
In 2022, all victims
had at least one child.

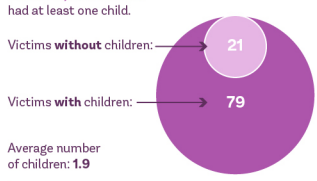

Most of the orphans are minors. In 2022, 40 of the 63 orphans (63%) were children.

6. 94% of victims
knew their perpetrators.
Most femicides (86%) were committed by partners
or former partners.



7. Perpetrators tend to be
between the ages of 18 and 44.

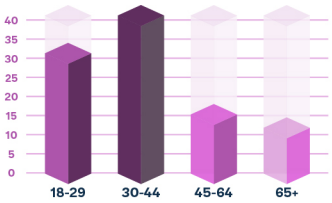

The average age of the perpetrator is 37 years.

8. More than half of the femicides were committed
using a knife or firearm.

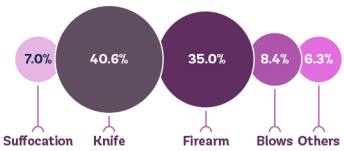

9. Cases tend to increase **on weekends**

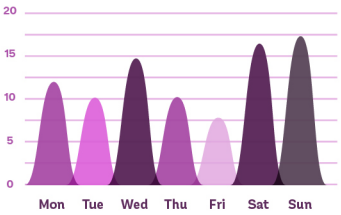

» Lessons Learned in the Use and Analysis of Femicide Data. «

» **Data collection on femicide needs to be improved** through institutional support and the strengthening of the Women's Observatory.

» **Key variables to include in systematic reporting:** Information about the victim and the perpetrator (age, sex, relationship, educational level, occupation, ethnicity-race), method and context of the homicides.

» Data Collection in Femicide Cases «

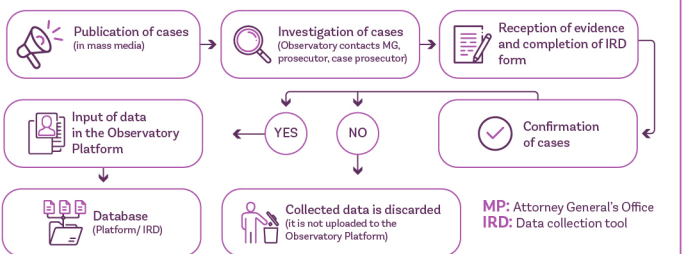

MP: Attorney General's Office
IRD: Data collection tool

Femicide data visualization
www.mujer.gov/py

» Data sources: Media, Attorney General's Office, police force. The information is compiled using the data collection tool with key variables related to the characteristics of the victim and the perpetrator. Frequency: monthly. Data limitations: Information from public prosecutors' offices and the police tends to be incomplete and fragmented.