



Kenya Social and Economic Inclusion Project (P164654)

EASTERN AND SOUTHERN AFRICA | Kenya | Social Protection & Jobs Global Practice |
IBRD/IDA | Investment Project Financing | FY 2019 | Seq No: 8 | ARCHIVED on 11-Mar-2023 | ISR55216 |

Implementing Agencies: Ministry of Labour and Social Protection, National Drought Management Authority, Republic of Kenya

Key Dates

Key Project Dates

Bank Approval Date: 27-Nov-2018

Effectiveness Date: 31-Jan-2019

Planned Mid Term Review Date: 20-Sep-2021

Actual Mid-Term Review Date: 27-Sep-2021

Original Closing Date: 31-Dec-2023

Revised Closing Date: 31-Dec-2023

Project Development Objectives

Project Development Objective (from Project Appraisal Document)

To strengthen delivery systems for enhanced access to social and economic inclusion services and shock-responsive safety nets for poor and vulnerable households.

Has the Project Development Objective been changed since Board Approval of the Project Objective?

No

Components Table

Name
Component 1 - Strengthening Social Protection Delivery Systems:(Cost \$719.87 M)
Component 2 - Increasing Access to Social and Economic Inclusion Interventions:(Cost \$303.08 M)
Component 3 - Improving the Shock Responsiveness of Safety Net System:(Cost \$323.27 M)

Overall Ratings

Name	Previous Rating	Current Rating
Progress towards achievement of PDO	<input type="checkbox"/> Moderately Unsatisfactory	<input type="checkbox"/> Moderately Unsatisfactory
Overall Implementation Progress (IP)	<input type="checkbox"/> Moderately Unsatisfactory	<input type="checkbox"/> Moderately Unsatisfactory
Overall Risk Rating	<input type="checkbox"/> Substantial	<input type="checkbox"/> Substantial

Implementation Status and Key Decisions

The implementing agencies for the Kenya Social and Economic Inclusion Project (KSEIP)--the State Department for Social Protection and the National Drought Management Authority--continue to advance project implementation. The review of the project progress carried out in February 2023 noted progress in selected areas. Several Disbursement-Linked Results have been achieved by both implementing agencies who are preparing the evidence to share with the World Bank.

The financial shortfall related to Performance based condition #6, as one of the Eligible Expenditure Programs supported by the project, may jeopardize achievement of project development objective related to shock-responsive safety net.

The Government's self-assessment report recommended an extension in the project closing date to allow more time to achieve the pending results.



Risks

Systematic Operations Risk-rating Tool

Risk Category	Rating at Approval	Previous Rating	Current Rating
Political and Governance	☐ Moderate	☐ Substantial	☐ Moderate
Macroeconomic	☐ Moderate	☐ Substantial	☐ Substantial
Sector Strategies and Policies	☐ Moderate	☐ Substantial	☐ Substantial
Technical Design of Project or Program	☐ Moderate	☐ Moderate	☐ Substantial
Institutional Capacity for Implementation and Sustainability	☐ Substantial	☐ Substantial	☐ Substantial
Fiduciary	☐ Substantial	☐ Substantial	☐ Substantial
Environment and Social	☐ Moderate	☐ Moderate	☐ Moderate
Stakeholders	☐ Moderate	☐ Moderate	☐ Moderate
Other	--	--	--
Overall	☐ Substantial	☐ Substantial	☐ Substantial

Results

PDO Indicators by Objectives / Outcomes

Strengthening social protection delivery systems				
▶ Number of counties where the roll out of enhanced Single Registry covers at least 75 percent of targeted households (Text, Custom, PBC)				
	Baseline	Actual (Previous)	Actual (Current)	End Target
Value	An SR, linked to the MIS of four cash transfer programs, is functional with links to the IPRS	Roll-out completed in 4 non-HSNP counties, pending third-party validation of data quality	Roll-out completed in 16 non-HSNP counties, pending third-party validation of data quality	Roll out completed in 39 non HSNP counties
Date	31-Dec-2018	30-May-2022	01-Feb-2023	29-Dec-2023
Comments:	Data collection have been completed in four non-HSNP counties. The data collection has been launched for another 14 counties. A third-party quality assurance firm has been engaged for an independent verification of quality of the household data collected in two counties. Another quality assurance firm is being hired to cover the other two counties and those that will be covered by the data collection exercise in the coming month.			

Increasing Access to Social and Economic Inclusion Interventions
--



► Number of households receiving nutrition-sensitive cash transfer (Number, Custom, PBC)				
	Baseline	Actual (Previous)	Actual (Current)	End Target
Value	600.00	10,000.00	8,600.00	23,500.00
Date	31-Dec-2018	30-May-2022	02-Jan-2023	29-Dec-2023
Comments:	Over 8 thousand households were in receipt of NICHE top-ups and nutrition counselling in January 2023. Additionally, more than five thousand are awaiting registration or approval.			
► Number of sub-counties where economic inclusion model is initiated (Number, Custom)				
	Baseline	Actual (Previous)	Actual (Current)	End Target
Value	0.00	10.00	10.00	9.00
Date	31-Dec-2018	30-May-2022	01-Feb-2023	29-Dec-2023
Comments:	To date, 7,162 participants have been receiving the Economic Inclusion interventions which constitutes the first pilot cohort of EIP. As of September 2022, 5,599 or 78% of the participants have received asset transfers to start businesses. 199 HSNP beneficiaries participating in EIP are to receive their asset transfer offline since CCTP MIS and HSNP MIS are yet to be linked. The consumption support has been significantly delayed because of slow progress in aligning the EIP payment with payrolls of CCTP and HSNP.			

Improving the shock-responsiveness of the Safety Net System				
► Number of new regular HSNP households enrolled and paid for through the GoK's budget in expansion counties (Number, Custom, PBC)				
	Baseline	Actual (Previous)	Actual (Current)	End Target
Value	0.00	0.00	0.00	32,000.00
Date	31-Dec-2019	30-May-2022	01-Feb-2023	29-Dec-2023
Comments:	The registration in the 4 expansion counties of Samburu, Isiolo, Tana River and Garissa has covered 291,312 households out of an estimate of 333,618 households. Out of the households registered and entered in the HSNP MIS, 190,485 have had their bank accounts open. The process of account opening for the remaining households is ongoing. However, payment of the new beneficiaries has not started yet because of HSNP funding gap.			
► Enhanced financing mechanism for HSNP scalability is implemented (Text, Custom, PBC)				
	Baseline	Actual (Previous)	Actual (Current)	End Target
Value	No formal financing plan in place	Emergency payments are delayed for households triggered in 4 HSNP counties	Emergency payments are delayed for households triggered in 4 HSNP counties	Emergency payments made for 100% of households triggered in HSNP 8 counties
Date	31-Dec-2018	31-May-2022	01-Feb-2023	29-Dec-2023
Comments:	In the FY21/22, the HSNP received KES4.1 billion in printed estimates against the required funding of KES5.3 billion. Unfortunately, the budget gap of KES1.2 billion was not covered. Consequently, 2 regular			



and 2 scale-up payment cycles of the FY21/22 have not been paid. In FY22/23, HSNP received KES5.1 billion. NT allowed NDMA to apply part of FY22/23 budget to meet previous year obligations. However, that will only widen the fiscal deficit that HSNP is projected to have this FY.

Intermediate Results Indicators by Components

Component 1: Strengthening Social Protection Delivery Systems				
► IRI 1: Percentage of beneficiaries receiving payments through the new Inua Jamii Payment Mechanism for the Consolidated Cash Transfer Program (Percentage, Custom, PBC)				
	Baseline	Actual (Previous)	Actual (Current)	End Target
Value	0.00	85.00	92.00	100.00
Date	31-Dec-2018	31-May-2022	01-Feb-2023	29-Dec-2023
Comments:	Achieving of 100% target is expected by July 2023 using the ESR data for retargeting and or replacement of the CCTP beneficiaries.			
► IRI 2: Integrated G&CM mechanism is strengthened and rolled out at decentralized level (Text, Custom, PBC)				
	Baseline	Actual (Previous)	Actual (Current)	End Target
Value	G&CM system for all four NSNP programs piloted in 20 sub-counties	NSNP G&CM mechanism has been decentralized in all counties.	NSNP G&CM mechanism has been decentralized in all counties. The enhancements on the G&CM to cater for KSEIP needs is yet to be done.	Enhanced G&CM functional in all KSEIP counties
Date	31-Dec-2018	30-May-2022	01-Feb-2023	29-Dec-2023
Comments:	The nationwide rollout of the decentralized G&CM system has been completed. The Government enhances the scope of the G&CM to cover KSEIP activities with subsequent decentralized implementation. This entails: (i) revised G&CM procedures in the CCTP and HSNP operational manual detailing the procedures for receiving, recording and responding to cases; (ii) revised design and update of CCTP-MIS and HSNP MIS modules to record KSEIP and NSNP cases, and action taken; and (iii) the development of clear institutional roles and responsibilities for the intake and resolution of all cases.			
► IRI 3: Beneficiary Outreach Strategy for NSNP and KSEIP rolled out (Text, Custom)				
	Baseline	Actual (Previous)	Actual (Current)	End Target
Value	BOS for the CCTP rolled-out in 20 sub-counties	Roll-out pending	Roll-out pending	Enhanced BOS rolled out in all 47 counties
Date	31-Dec-2019	30-May-2022	01-Feb-2023	29-Dec-2023
Comments:	The eBOS rollout is planned from August 2023.			
► Beneficiaries of social safety net programs (Number, Corporate)				



	Baseline	Actual (Previous)	Actual (Current)	End Target
Value	0.00	78,000.00	78,500.00	341,500.00
Date	31-Dec-2018	30-May-2022	01-Feb-2023	29-Dec-2023
Comments:	This indicator counts individual beneficiaries, both direct and indirect, of KSEIP-supported interventions i.e. HSNP beneficiaries in expansion counties as well as NICHE and economic inclusion beneficiaries. About 8.5 thousand households were enrolled in the NICHE program in ten sub-counties. Another 7.1 thousands have been enrolled in the Economic Inclusion pilot. HSNP enrollment in the expansion counties is yet to start pending allocation of budget. The indicator's value is an estimate made using the methodology described below.			
☐Beneficiaries of social safety net programs - Female (Number, Corporate Supplement)				
	Baseline	Actual (Previous)	Actual (Current)	End Target
Value	0.00	12,054.00	12,054.00	170,750.00

Component 2: Increasing Access to Social and Economic Inclusion Interventions

► IRI 5: Establishment and implementation of referral mechanism for the NHIF (Text, Custom)

	Baseline	Actual (Previous)	Actual (Current)	End Target
Value	30 percent of NSNP households enrolled in the NHIF but no systematic referral system in place	44%	44%	90 percent of NSNP beneficiaries enrolled in the NHIF
Date	31-Dec-2018	30-May-2022	30-May-2022	29-Dec-2023

► IRI 6: Number of households receiving package of nutrition-sensitive social protection services (Number, Custom)

	Baseline	Actual (Previous)	Actual (Current)	End Target
Value	600.00	10,000.00	8,600.00	23,500.00
Date	31-Dec-2018	30-May-2022	02-Jan-2023	29-Dec-2023
Comments:	About 8.6 thousand households were enrolled in NICHE and received their top-ups and nutrition counselling as of January 2023. Additionally, more than five thousand have been awaiting registration or approval.			

Component 3: Improving the Shock-Responsiveness of the Safety Net System

► IRI 7: Percentage of payments that are made on time to Payment Service Providers for transfer to regular HSNP beneficiaries (Percentage, Custom)

	Baseline	Actual (Previous)	Actual (Current)	End Target
Value	35.00	67.00	67.00	95.00
Date	31-Dec-2018	27-Sep-2021	31-Dec-2021	29-Dec-2023



Comments:	All regular payments were made on time up to September-October 2022 cycle. After that, the HSNP started to see interruptions in budget financing.			
► IRI 8: Percentage of regular HSNP cash transfers financed by the GoK in the original four HSNP counties (Percentage, Custom)				
	Baseline	Actual (Previous)	Actual (Current)	End Target
Value	64.00	100.00	67.00	100.00
Date	31-Dec-2018	27-Sep-2021	01-Jul-2022	31-Dec-2024
Comments:	Because of HSNP budget deficit and delays in release of exchequer 2 cycles of regular CTs (4 months payments) ha FY21/22.			
► IRI 9: HSNP registration exercise in original and expansion counties completed (Text, Custom)				
	Baseline	Actual (Previous)	Actual (Current)	End Target
Value	HSNP re-registration in four original counties has commenced	Registration completed in original counties and beneficiary lists updated. Registration is completed by 70% in the expansion counties. Beneficiary lists are being prepared.	Registration completed in original counties and beneficiary lists updated. Registration is completed by over 80% in the expansion counties. Beneficiary lists are being updated.	HSNP registry updated and linked with enhanced SR according to design and operating procedures
Date	31-Dec-2018	30-May-2022	01-Feb-2023	31-Dec-2024
Comments:	After re-registration of beneficiaries in the counties of Turkana, Wajir, Mandera and Marsabit, NDMA updated the program beneficiary list and paid HSNP regular cash transfers to about 99,462 households in FY21/22. The registration in the 4 expansion counties of Samburu, Isiolo, Tana River and Garissa has covered 291,312 households out of an estimate of 333,618 households. Out of the households registered and entered in the HSNP MIS, 190,485 have had their bank accounts open. The process of account opening for the remaining households is ongoing.			
► IRI 10: HSNP scalability strategy updated (Text, Custom)				
	Baseline	Actual (Previous)	Actual (Current)	End Target
Value	HSNP scalability strategy in place	Updated HSNP scalability strategy in place	Updated HSNP scalability strategy in place	Updated HSNP scalability strategy in place
Date	31-Dec-2018	27-Sep-2021	01-Feb-2023	29-Dec-2023
Comments:	During MTR, NDMA submitted the revised scalability strategy. The revisions proposed are in line with previous discussions and modelling completed with the Bank technical support. The changes are expected to be broadly budget neutral based on the updated list of households registered in the existing HSNP counties. The implementation of the new scalability strategy is expected from July 2023.			

Performance-Based Conditions



►PBC 1 Number of counties where the roll out of enhanced Single Registry covers at least 75 percent of targeted households (Text, Outcome, 57,900,000.00, 0.00%)				
	Baseline	Actual (Previous)	Actual (Current)	December 2023
Value	An SR, linked to the MIS of four cash transfer programs, is functional with links to the IPRS	Roll-out completed in 4 non-HSNP counties, pending third-party validation of data quality	Roll-out completed in 16 non-HSNP counties, pending third-party validation of data quality	--
Date	--	30-May-2022	01-Feb-2023	--

►PBC 2 IRI 1: Percentage of beneficiaries receiving payments through the new Inua Jamii Payment Mechanism for the Consolidated Cash Transfer Program (Percentage, Intermediate Outcome, 14,000,000.00, 0.00%)				
	Baseline	Actual (Previous)	Actual (Current)	December 2023
Value	0.00	85.00	92.00	--
Date	--	31-May-2022	01-Feb-2023	--

►PBC 3 IRI 2: Integrated G&CM mechanism is strengthened and rolled out at decentralized level (Text, Intermediate Outcome, 20,000,000.00, 0.00%)				
	Baseline	Actual (Previous)	Actual (Current)	December 2023
Value	G&CM system for all four NSNP programs piloted in 20 sub-counties	NSNP G&CM mechanism has been decentralized in all counties.	NSNP G&CM mechanism has been decentralized in all counties. The enhancements on the G&CM to cater for KSEIP needs is yet to be done.	--
Date	--	30-May-2022	01-Feb-2023	--

►PBC 4 Number of households receiving nutrition-sensitive cash transfer (Number, Intermediate Outcome, 34,000,000.00, 2.53%)				
	Baseline	Actual (Previous)	Actual (Current)	December 2023
Value	600.00	10,000.00	8,600.00	--
Date	--	30-May-2022	02-Jan-2023	--





► PBC 5 Number of new regular HSNP households enrolled and paid for through the GoK's budget in expansion counties (Number, Outcome, 58,300,000.00, 0.00%)				
	Baseline	Actual (Previous)	Actual (Current)	December 2023
Value	0.00	0.00	0.00	--
Date	--	30-May-2022	01-Feb-2023	--

► PBC 6 Enhanced financing mechanism for HSNP scalability is implemented (Text, Outcome, 71,500,000.00, 0.00%)				
	Baseline	Actual (Previous)	Actual (Current)	December 2023
Value	No formal financing plan in place	Emergency payments are delayed for households triggered in 4 HSNP counties	Emergency payments are delayed for households triggered in 4 HSNP counties	--
Date	--	31-May-2022	01-Feb-2023	--

Data on Financial Performance

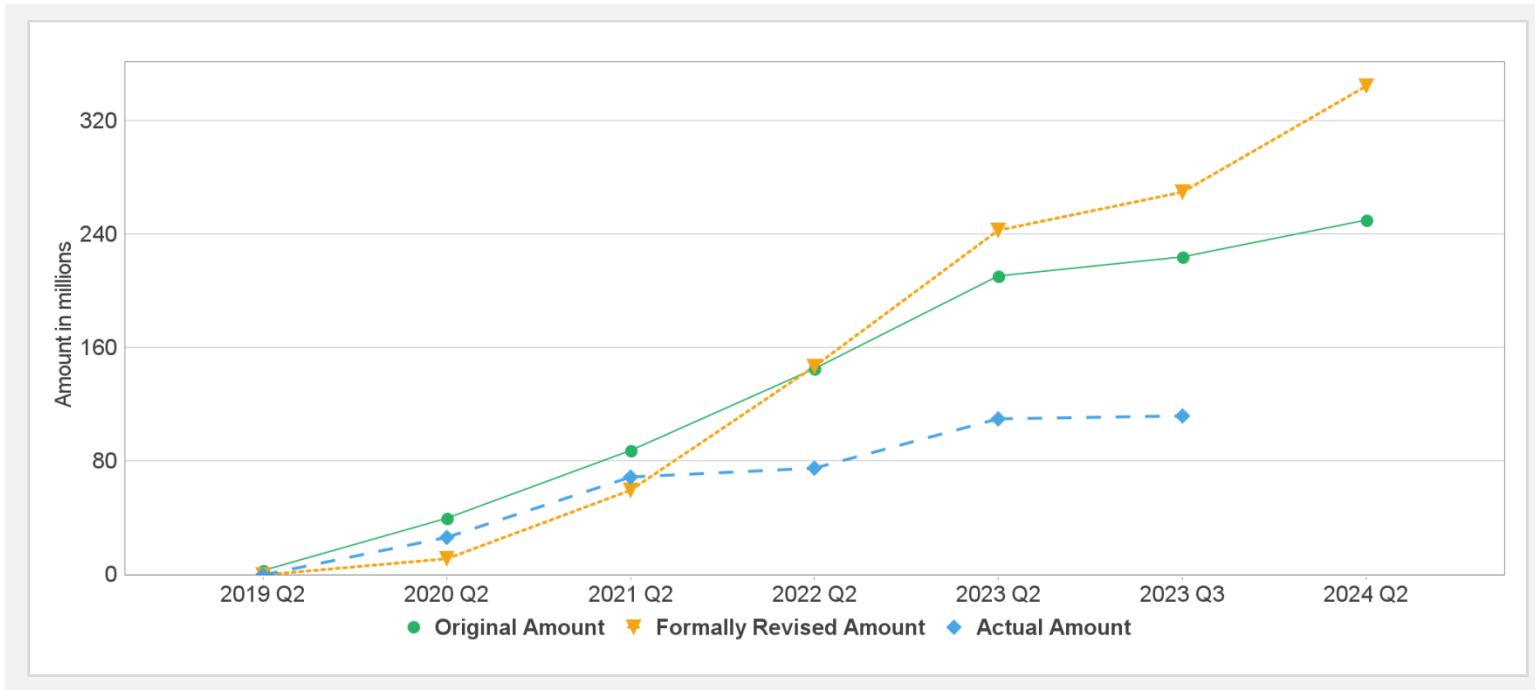
Disbursements (by loan)

Project	Loan/Credit/TF	Status	Currency	Original	Revised	Cancelled	Disbursed	Undisbursed	% Disbursed
P164654	IDA-63480	Effective	USD	250.00	250.00	0.00	72.49	158.78	 31%
P164654	TF-A9527	Effective	USD	70.35	70.35	0.00	39.32	31.03	 56%

Key Dates (by loan)

Project	Loan/Credit/TF	Status	Approval Date	Signing Date	Effectiveness Date	Orig. Closing Date	Rev. Closing Date
P164654	IDA-63480	Effective	27-Nov-2018	31-Jan-2019	20-Mar-2019	31-Dec-2023	31-Dec-2023
P164654	TF-A9527	Effective	16-Jan-2019	31-Jan-2019	31-Jan-2019	31-Dec-2023	31-Dec-2023

Cumulative Disbursements



Restructuring History

There has been no restructuring to date.

Related Project(s)

There are no related projects.